

Do young people know the signs of an abusive relationship? (Primary & Secondary) 21st Feb 2020 – 28th Feb 2020

Primary Question (Years 1-3):

'Do you know what makes a happy family?'

Primary Question (Years 4-6):

'Do young people know what an unhealthy relationship looks like?'

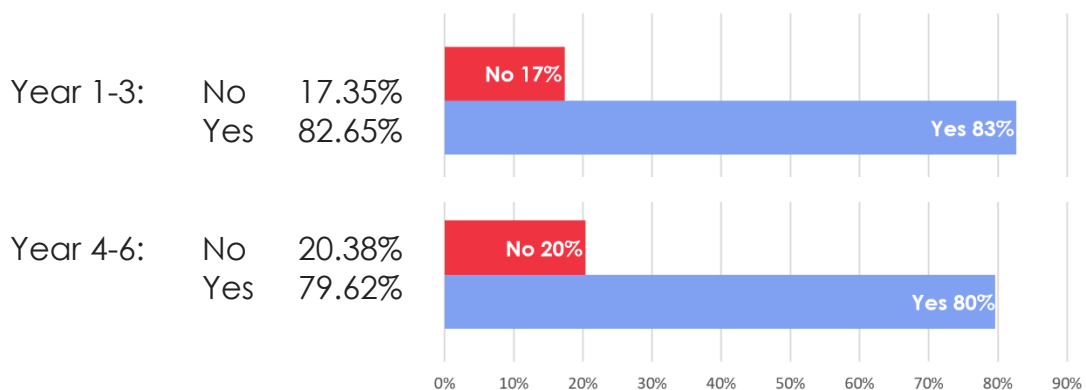
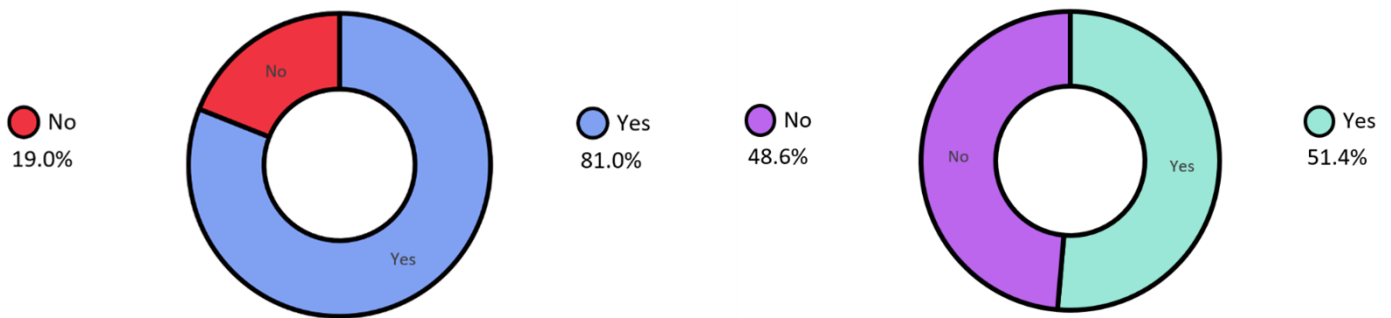
Secondary Question:

'Do young people know the signs of an abusive relationship?'

Grand Total

Primary: No 18.99%
Yes 81.01%

Secondary: No 48.63%
Yes 51.37%

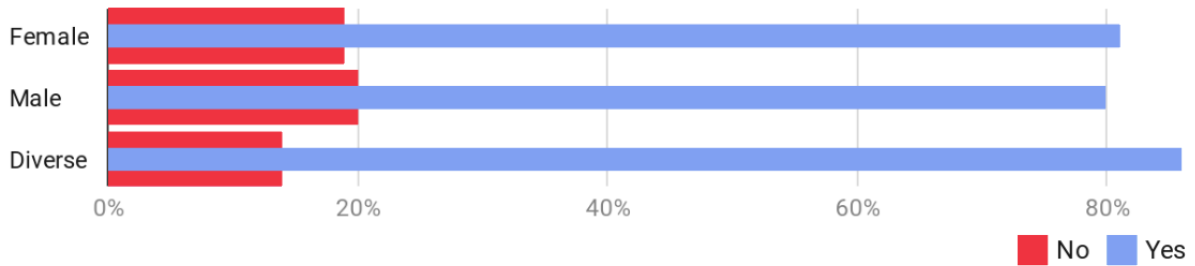


While **80% of year 4-6 primary students votes yes**, young people do know what an unhealthy relationship looks like, only **51% of secondary students** votes that young people know the signs of an abusive relationship.

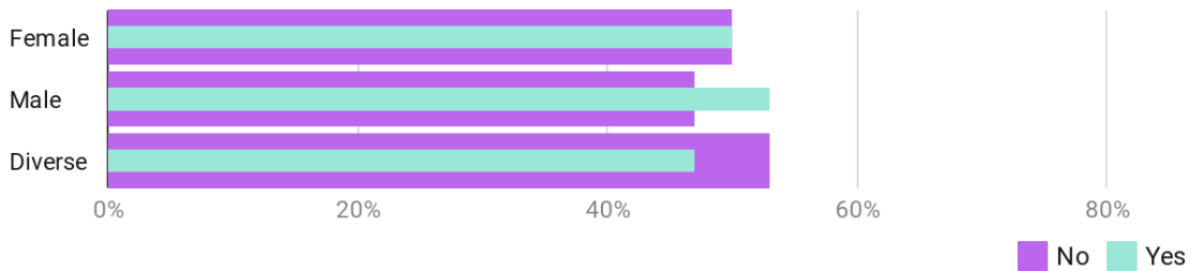


Gender

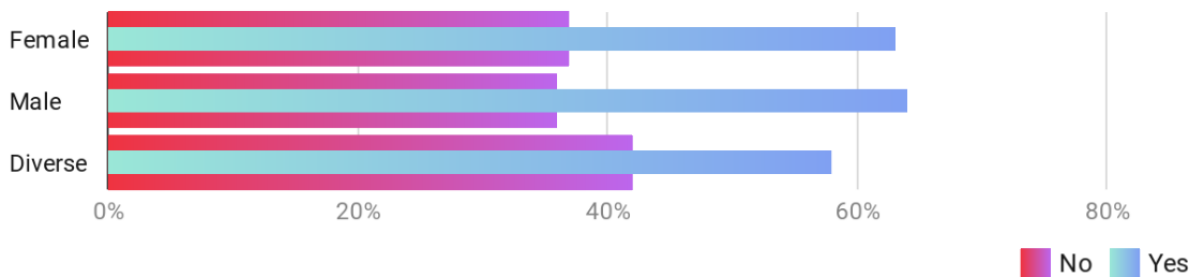
Primary



Secondary



Primary & Secondary Combined



Primary:

	No %	Yes %
Female	18.81%	81.19%
Male	19.65%	80.35%
Diverse	14.31%	85.69%

Secondary:

	No %	Yes %
Female	49.94%	50.06%
Male	46.58%	53.42%
Diverse	52.60%	47.40%

Primary & Secondary School Total:

	No %	Yes %
Female	37.20%	62.80%
Male	35.65%	64.35%
Diverse	42.31%	57.69%

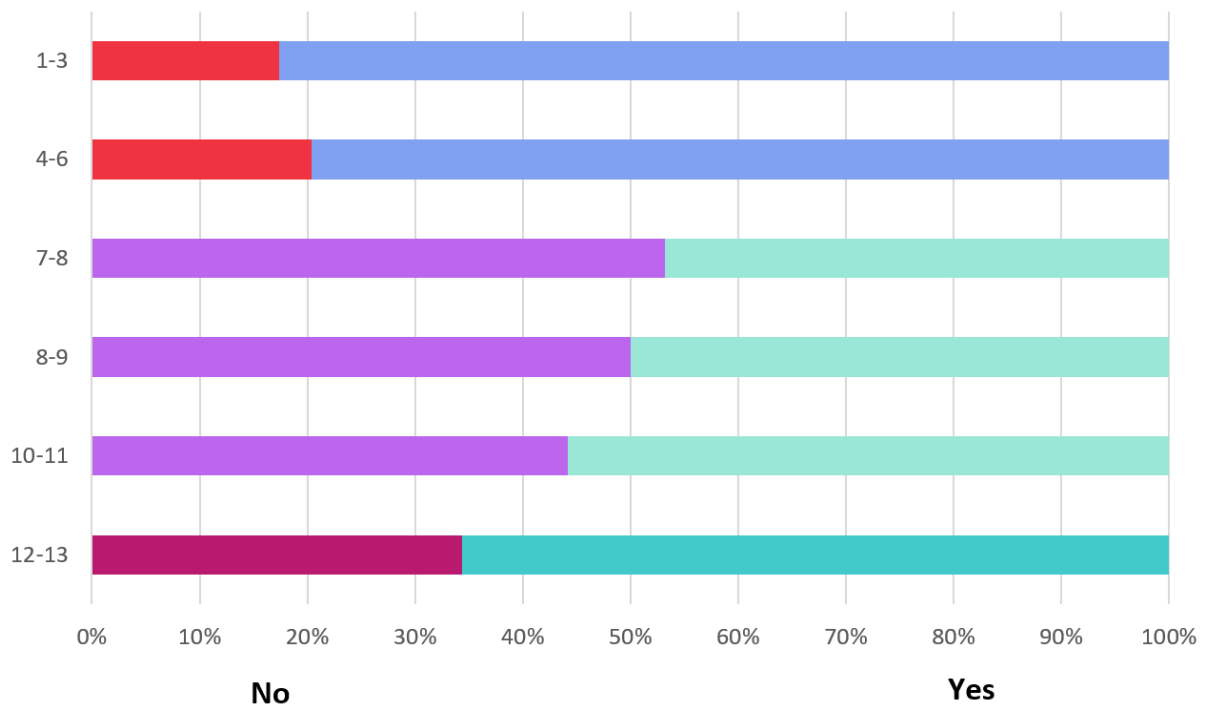


In **primary schools** the difference between females voting yes and male voting yes was **0.84% in favour of the females** leaning slightly more towards yes. In secondary schools the difference between females voting yes and males voting yes was **3.36% in favour of the males** leaning more towards yes.

In **primary schools** gender **diverse votes are 4.92% above the average** of female and male votes in favour of yes, young people know what an unhealthy relationship looks like. In **secondary schools** this comparison was flipped to the opposite, with gender **diverse votes being 4.34% below the average** of female and male votes that answered yes,

Age

Year Group	No %	Yes %
1	14.31%	85.69%
2	19.94%	80.06%
3	17.79%	82.21%
4	23.28%	76.72%
5	18.11%	81.89%
6	19.74%	80.26%
7	52.43%	47.57%
8	54.05%	45.95%
9	45.94%	54.06%
10	44.02%	55.98%
11	44.40%	55.60%
12	30.03%	69.97%
13	38.69%	61.31%

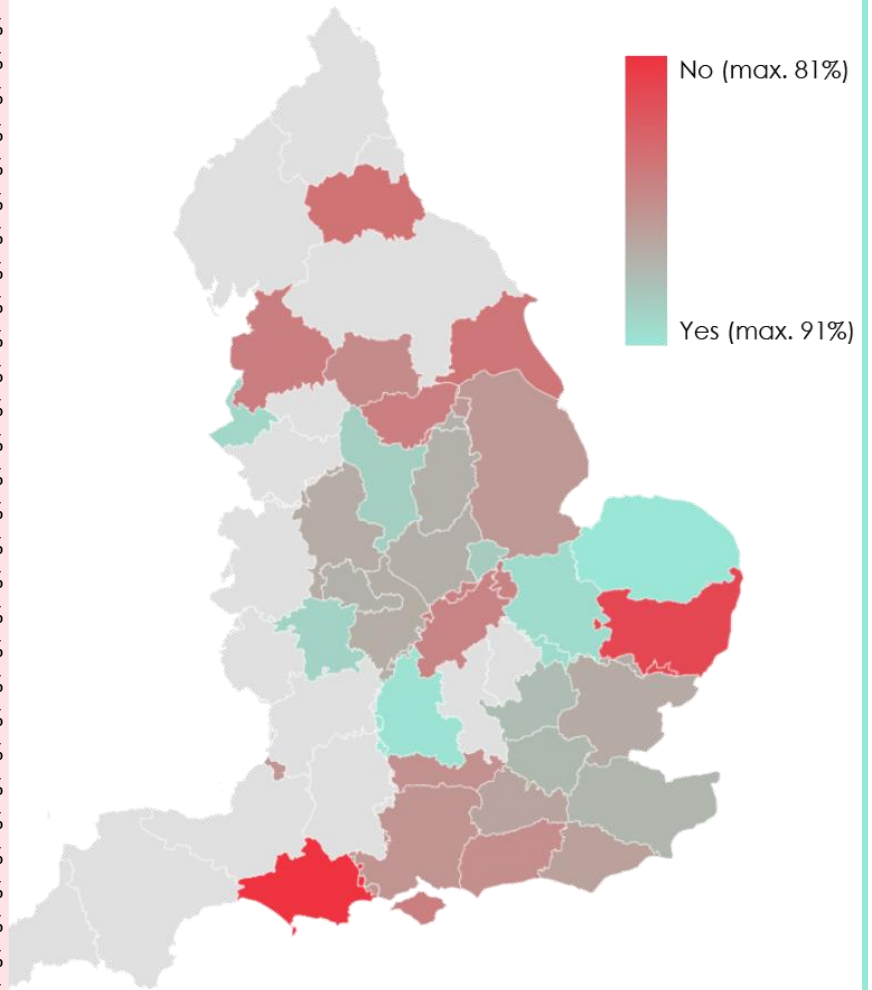




Location

Primary & Secondary School Total:

	No %	Yes %
Norfolk	8.59%	91.41%
Oxfordshire	10.00%	90.00%
Cambridgeshire	13.01%	86.99%
Merseyside	15.18%	84.82%
Worcestershire	16.67%	83.33%
Greater London	17.49%	82.51%
Derbyshire	18.18%	81.82%
Rutland	20.00%	80.00%
Hertfordshire	25.81%	74.19%
Kent	27.82%	72.18%
West Midlands	30.00%	70.00%
Nottinghamshire	30.25%	69.75%
Leicestershire	30.70%	69.30%
Warwickshire	31.51%	68.49%
Staffordshire	32.17%	67.83%
Essex	32.79%	67.21%
Surrey	35.45%	64.55%
East Sussex	36.82%	63.18%
London	37.04%	62.96%
Lincolnshire	39.96%	60.04%
Bristol	41.03%	58.97%
Hampshire	41.69%	58.31%
Berkshire	43.24%	56.76%
West Sussex	44.10%	55.90%
North Yorkshire	44.74%	55.26%
West Yorkshire	45.57%	54.43%
Northamptonshire	47.91%	52.09%
Isle of Wight	50.39%	49.61%
South Yorkshire	50.65%	49.35%
Lancashire	50.80%	49.20%
East Riding of Yorkshire	54.28%	45.72%
Durham	55.86%	44.14%
Suffolk	72.73%	27.27%
Dorset	81.18%	18.82%



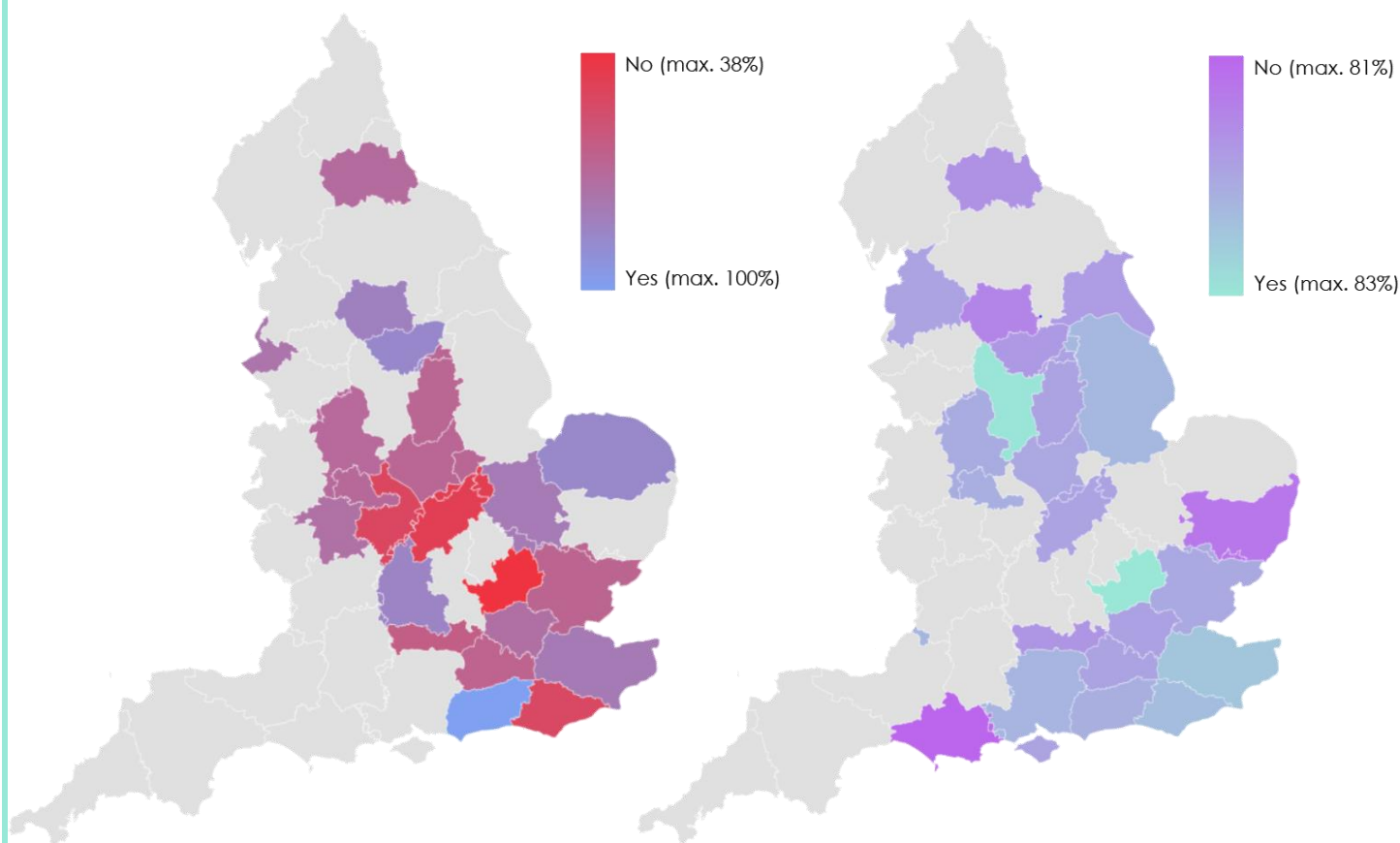


Primary:

	No %	Yes %
West Sussex	0.00%	100%
South Yorkshire	8.33%	91.67%
Norfolk	8.59%	91.41%
Oxfordshire	10.00%	90.00%
West Yorkshire	10.82%	89.18%
Cambridgeshire	13.01%	86.99%
Kent	13.29%	86.71%
Merseyside	15.18%	84.82%
Worcestershire	16.67%	83.33%
London	16.93%	83.07%
Greater London	17.49%	82.51%
Durham	18.18%	81.82%
Staffordshire	18.89%	81.11%
West Midlands	19.08%	80.92%
North Yorkshire	20.00%	80.00%
Rutland	20.00%	80.00%
Leicestershire	20.05%	79.95%
Nottinghamshire	20.25%	79.75%
Essex	20.90%	79.10%
Surrey	21.33%	78.67%
Berkshire	23.38%	76.62%
East Sussex	30.77%	69.23%
Warwickshire	31.51%	68.49%
Northamptonshire	34.09%	65.91%
Hertfordshire	38.46%	61.54%

Secondary:

	No %	Yes %
Hertfordshire	16.67%	83.33%
Derbyshire	18.18%	81.82%
Kent	33.16%	66.84%
East Sussex	37.63%	62.37%
Lincolnshire	39.96%	60.04%
Bristol	41.03%	58.97%
Hampshire	41.69%	58.31%
West Sussex	44.41%	55.59%
West Midlands	44.75%	55.25%
North Yorkshire	45.36%	54.64%
Staffordshire	45.95%	54.05%
Essex	47.51%	52.49%
Leicestershire	48.41%	51.59%
Nottinghamshire	50.00%	50.00%
Surrey	50.04%	49.96%
Isle of Wight	50.39%	49.61%
Lancashire	50.80%	49.20%
Northamptonshire	50.81%	49.19%
London	51.61%	48.39%
East Riding of Yorkshire	54.28%	45.72%
South Yorkshire	54.99%	45.01%
Berkshire	57.41%	42.59%
Durham	58.96%	41.04%
West Yorkshire	65.59%	34.41%
Suffolk	72.73%	27.27%
Dorset	81.18%	18.82%





Students' Comments

"Young people **know the general signs** but find it **difficult to spot** when actually in a relationship. They **might think things are normal** due to social media, when they actually aren't."

Secondary School, West Midlands

"I think people do know if they are in an abusive relationship, they are just **not strong, comfortable etc. enough** to tell somebody."

Secondary School, West Sussex

"People think they know but when they experience it, it is very hard to come to terms with what it actually is. I have seen what an abusive relationship is like, but I **didn't realise what the signs were until the abuse was obvious.**"

Secondary School, West Midlands

"Younger generations such as us **can clearly tell when people are being abused** but having more information about it will inform more people."

Secondary School, West Midlands

"Most teenagers can **understand what an abusive relationship is** and know when to leave, but there are some cases where they **think it's normal** for some people to be as controlling as they are."

Secondary School, Leicestershire

"If they aren't **sharing things or communicate** as part of the relationship then that isn't healthy."

Primary School, West Midlands

"If you are in an abusive relationship some people might not break up with the other person because they **might think that's what happens in every relationship.**"

Secondary School, Lancashire

"I think that **honesty** and **being supportive** is easy to see. If anyone feels unsure about sharing their feelings, then it is unhealthy to be in that relationship."

Primary School, West Midlands

"When you say 'abuse' young people will automatically think of **violence**, but there are **many other factors** that could lead to an abusive relationship."

Secondary School, West Midlands

"Sometimes young people shrug off signs of abuse as **part of their partners personality.**"

Secondary School, Berkshire