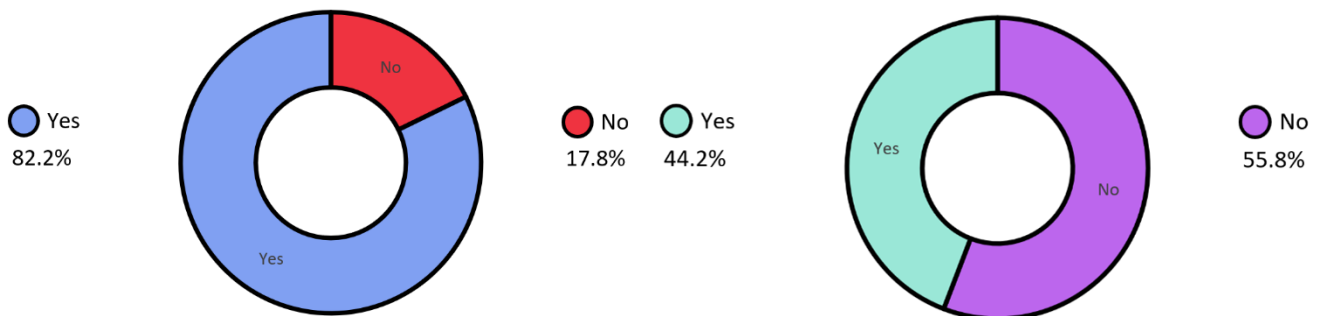


Do you enjoy reading? (Primary & Secondary) 28th Feb 2020 – 06th Mar 2020

Grand Total

Primary: Yes 82.22%
No 17.78%

Secondary: Yes 44.18%
No 55.82%



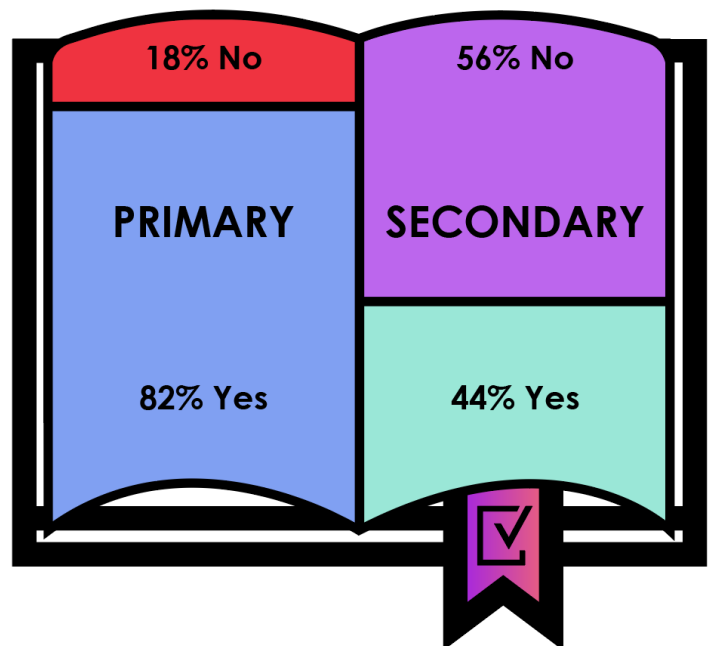
Both Primary and Secondary students discussed the question “**Do you enjoy reading?**”.

While **82% of Primary students votes yes**, they did enjoy reading, only **54% of Secondary students** said they enjoyed reading.

When asked to comment on this question, a lot of the Secondary students mentioned they enjoyed reading but unfortunately didn't find time for it because of school and homework.

“I enjoy reading but it's so hard to find the time to read when I have so much homework. I wish we had more time during the school day to read.”

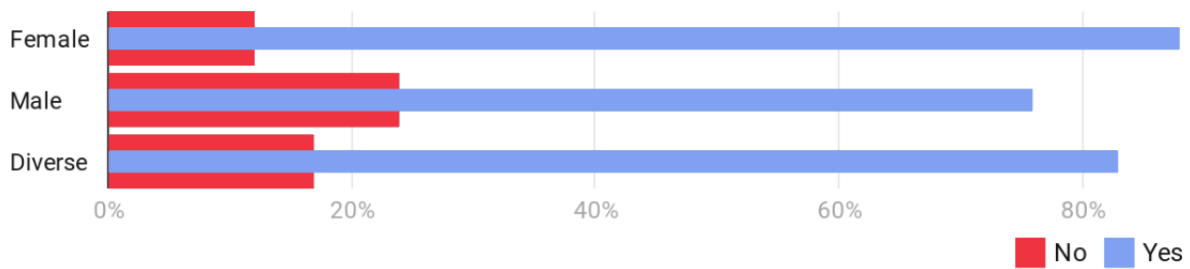
“I like reading, but I do not think I have enough time because homework takes up time and makes us do less and less of our hobbies.”



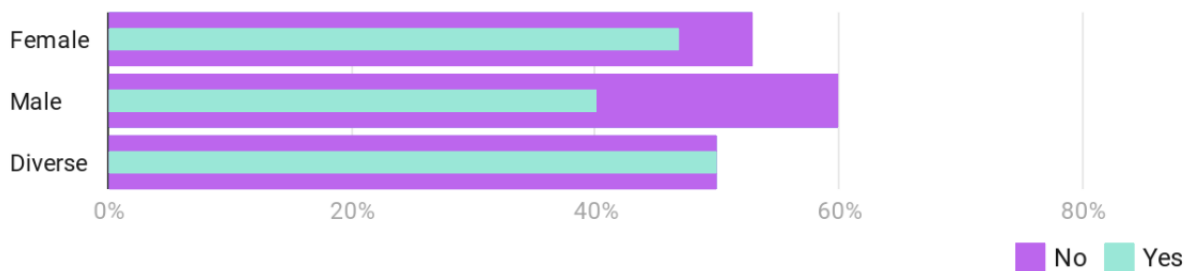


Gender

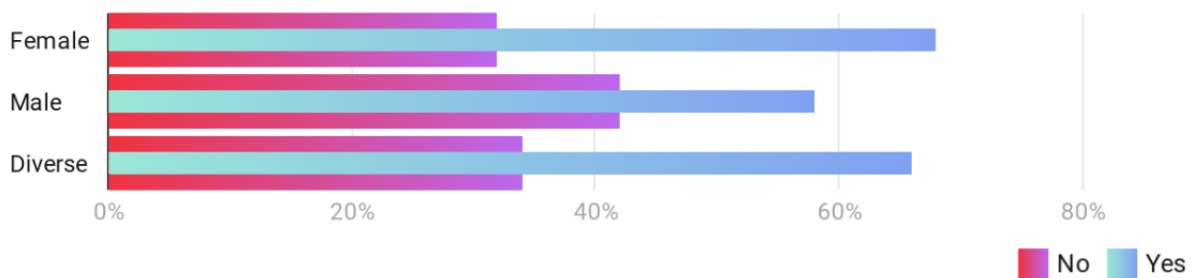
Primary



Secondary



Primary & Secondary Combined



Primary:

	Yes %	No %
Female	88.06%	11.94%
Male	76.30%	23.70%
Diverse	83.25%	16.75%

Both in Primary schools and Secondary schools **more female voters said yes, compared to male voters.**

Secondary:

	Yes %	No %
Female	47.39%	52.61%
Male	39.62%	60.38%
Diverse	49.57%	50.43%

In **Primary schools 11.76% more females said yes**, they enjoyed reading.

In **Secondary schools 7.77% more females said yes**, they enjoyed reading.

Primary & Secondary School Total:

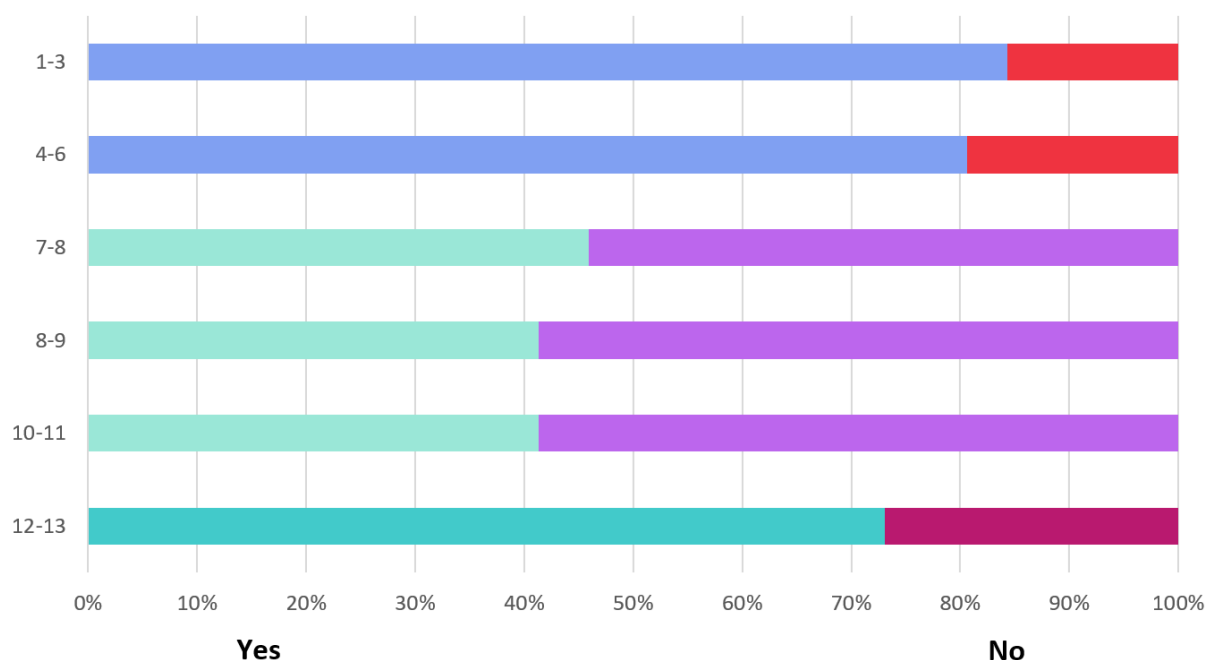
	Yes %	No %
Female	66.34%	33.66%
Male	56.31%	43.69%
Diverse	56.74%	43.26%

In Secondary schools, gender **diverse voters had the highest percentage of yes votes** with 49.57%.



Age

Year Group	Yes %	No %
1	83.89%	16.11%
2	86.22%	13.78%
3	82.75%	17.25%
4	84.07%	15.93%
5	80.66%	19.34%
6	77.05%	22.95%
7	50.39%	49.61%
8	41.44%	58.56%
9	41.20%	58.80%
10	39.18%	60.82%
11	43.50%	56.50%
12	69.31%	30.69%
13	76.92%	23.08%



We found that, for the most part, the **percentage of students who enjoyed reading decreased in line with age** from Year 2 to Year 10. While **86.22% of Year 2** pupils said they enjoyed reading, only **39.18% of Year 10** students voted Yes on the question "Do you enjoy reading?". The only exception in the decreased Yes votes was found in Year 4 pupils, where 1.32% more voted Yes than the previous year group.

The **biggest decline** can be found in the **difference between Year 6 (the final Primary school year group), and Year 7 (the first year group of Secondary school)**, where **26.66% fewer students** said they enjoyed reading compared to Year 6.

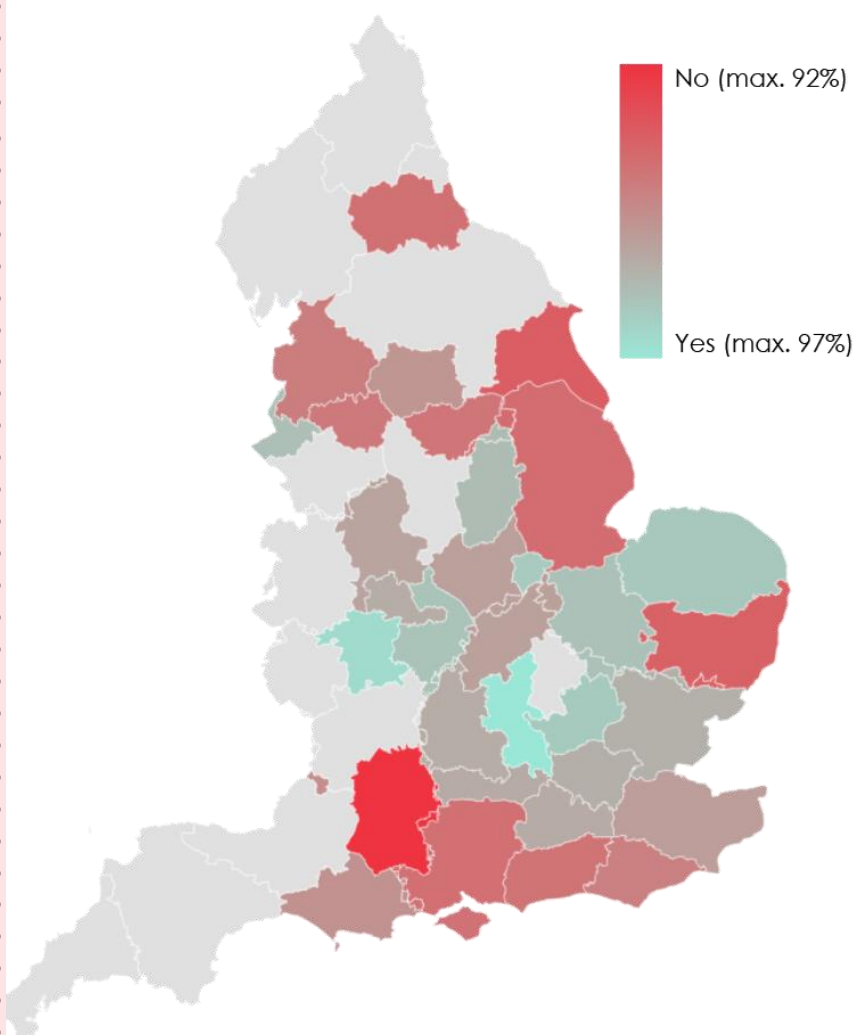
From Year 11 upwards, more students voted that they enjoyed reading compared to the previous year. Like the biggest decrease in Yes votes, the **biggest increase was found in the transition between Secondary school and College**, with **25.81% more students** in Year 12 saying they enjoyed reading, compared to Year 11.



Location

Primary & Secondary School Total:

	Yes %	No %
Buckinghamshire	96.55%	3.45%
Worcestershire	90.59%	9.41%
Greater London	84.94%	15.06%
Hertfordshire	82.54%	17.46%
Rutland	82.43%	17.57%
Norfolk	81.27%	18.73%
Warwickshire	79.51%	20.49%
Cambridgeshire	77.98%	22.02%
Merseyside	77.13%	22.87%
Nottinghamshire	75.45%	24.55%
Essex	70.10%	29.90%
Oxfordshire	68.00%	32.00%
West Midlands	67.91%	32.09%
Berkshire	67.34%	32.66%
Surrey	67.08%	32.92%
London	66.63%	33.37%
Staffordshire	63.58%	36.42%
Northamptonshire	62.12%	37.88%
Leicestershire	61.80%	38.20%
Kent	60.68%	39.32%
West Yorkshire	56.91%	43.09%
Dorset	54.89%	45.11%
Bristol	53.16%	46.84%
East Sussex	46.06%	53.94%
Lancashire	44.65%	55.35%
Greater Manchester	42.86%	57.14%
South Yorkshire	40.83%	59.17%
West Sussex	40.09%	59.91%
Isle of Wight	39.68%	60.32%
Durham	38.66%	61.34%
Hampshire	38.01%	61.99%
North Yorkshire	37.37%	62.63%
Lincolnshire	36.71%	63.29%
Suffolk	31.29%	68.71%
East Riding of Yorkshire	29.47%	70.53%
Wiltshire	8.33%	91.67%



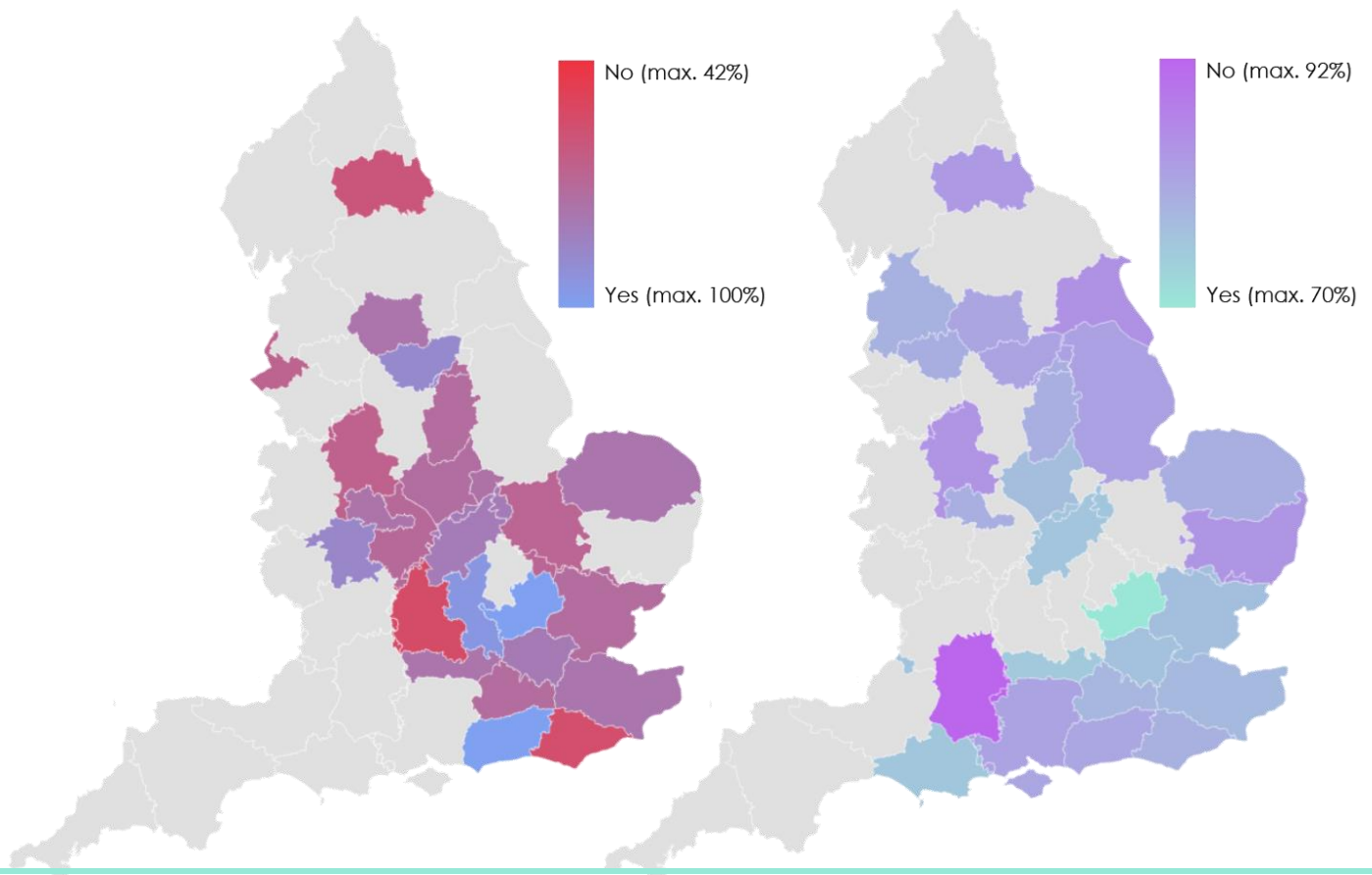


Primary:

	Yes %	No %
Hertfordshire	100%	0%
West Sussex	100%	0%
Buckinghamshire	96.55%	3.45%
South Yorkshire	91.35%	8.65%
Worcestershire	90.59%	9.41%
Northamptonshire	86.12%	13.88%
London	85.91%	14.09%
Greater London	84.94%	15.06%
Kent	83.95%	16.05%
Norfolk	83.95%	16.05%
West Yorkshire	83.54%	16.46%
Berkshire	83.50%	16.50%
West Midlands	83.09%	16.91%
Rutland	82.43%	17.57%
Leicestershire	81.06%	18.94%
Nottinghamshire	80.67%	19.33%
Surrey	80.66%	19.34%
Essex	80.47%	19.53%
Warwickshire	79.51%	20.49%
Cambridgeshire	77.98%	22.02%
Merseyside	77.13%	22.87%
Staffordshire	76.46%	23.54%
Durham	72.06%	27.94%
East Sussex	68.97%	31.03%
Oxfordshire	68.00%	32.00%
North Yorkshire	58.33%	41.67%

Secondary:

	Yes %	No %
Hertfordshire	70.27%	29.73%
Berkshire	56.42%	43.58%
Dorset	54.89%	45.11%
Northamptonshire	53.71%	46.29%
Bristol	53.16%	46.84%
London	52.35%	47.65%
Essex	51.18%	48.82%
Leicestershire	50.52%	49.48%
Kent	48.55%	51.45%
Surrey	47.32%	52.68%
Lancashire	44.65%	55.35%
East Sussex	44.48%	55.52%
Nottinghamshire	43.59%	56.41%
Norfolk	43.48%	56.52%
West Midlands	43.39%	56.61%
Greater Manchester	42.86%	57.14%
West Sussex	39.73%	60.27%
Isle of Wight	39.68%	60.32%
West Yorkshire	38.54%	61.46%
Hampshire	38.01%	61.99%
South Yorkshire	37.44%	62.56%
North Yorkshire	36.83%	63.17%
Lincolnshire	36.71%	63.29%
Durham	33.33%	66.67%
Suffolk	31.29%	68.71%
Staffordshire	30.87%	69.13%
East Riding of Yorkshire	29.47%	70.53%
Wiltshire	8.33%	91.67%





Students' Comments

"I enjoy reading but it's so **hard to find the time** to read when I have so much homework. I **wish we had more time during the school day** to read."

Secondary School, West Midlands

"**Reading is like Marmite.** I like it but I do see why some people wouldn't."

Secondary School, East Sussex

"I enjoy reading because **I can go anywhere I want, whenever I want.** Getting stuck in a good book is always the best!"

Secondary School, East Sussex

"Reading has really **helped me through my anxiety,** and I have fallen in love with it."

Secondary School, Berkshire

"I love reading as it **takes you into another world** and **helps you calm down.**"

Secondary School, West Midlands

"It **wastes time** when I **could be doing other things** like homework instead of reading."

Secondary School, West Midlands

"**I can never find the perfect book** and even when I do after a couple of chapters it gets boring and **I can never concentrate.**"

Secondary School, Lancashire

"I don't enjoy reading because I find that **it doesn't help me with my learning** and **takes a lot of time.**"

Secondary School, West Midlands

"Reading isn't something I really enjoy as I **can't express myself** whereas if I write then I am able to express how I myself feel."

Secondary School, West Midlands

"**Reading is fun** especially when you really get sucked into it."

Primary School, Leicestershire