

**Is the opt-out system the best way to increase organ donations?
(Primary, Secondary & College)
04th – 11th September 2020**

Question Primary Years 1-3:

“Does giving make you happy?”

Question Primary Years 4-6:

“Would you donate your organs?”

Question Secondary & College:

“Is the opt-out system the best way to increase organ donations?”

Grand Total

Primary Years 1-3:

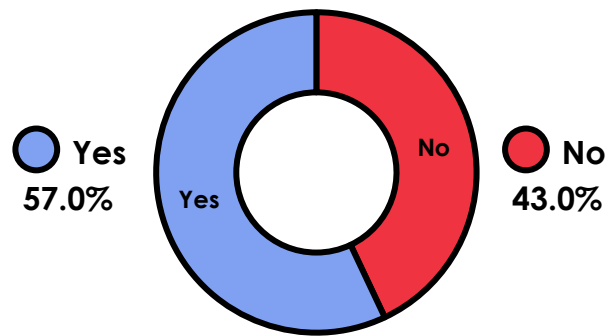
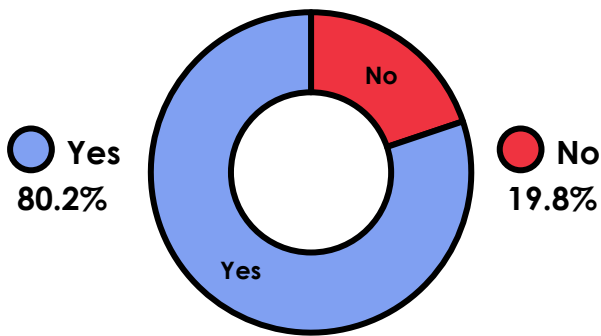
Yes 80.16%

No 19.84%

Primary Years 4-6:

Yes 57.02%

No 42.98%



Secondary:

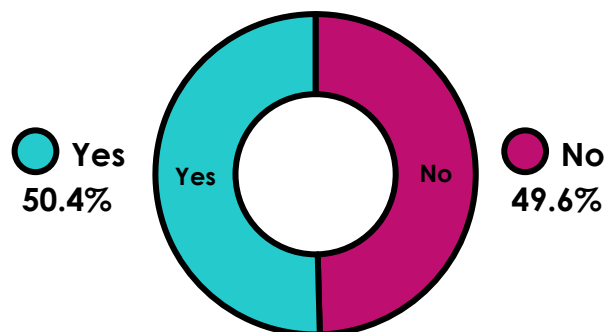
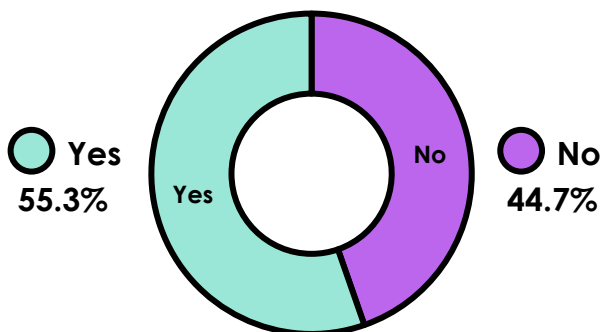
Yes 55.34%

No 44.66%

College:

Yes 50.42%

No 49.58%



Be informed.



Be curious.



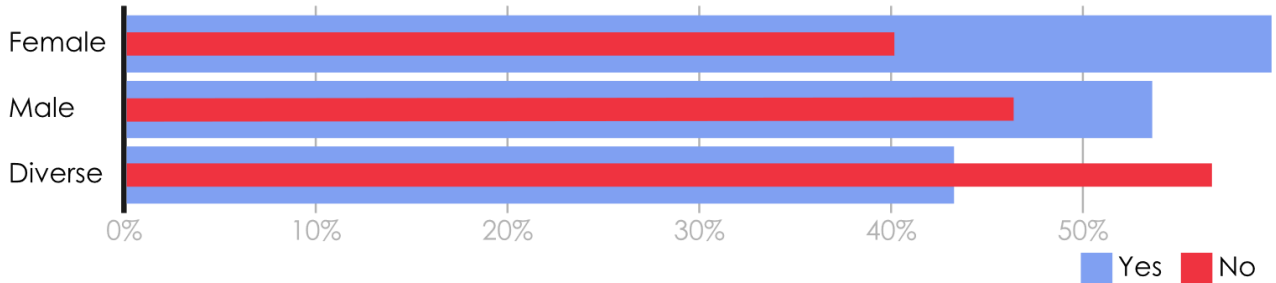
Be heard.



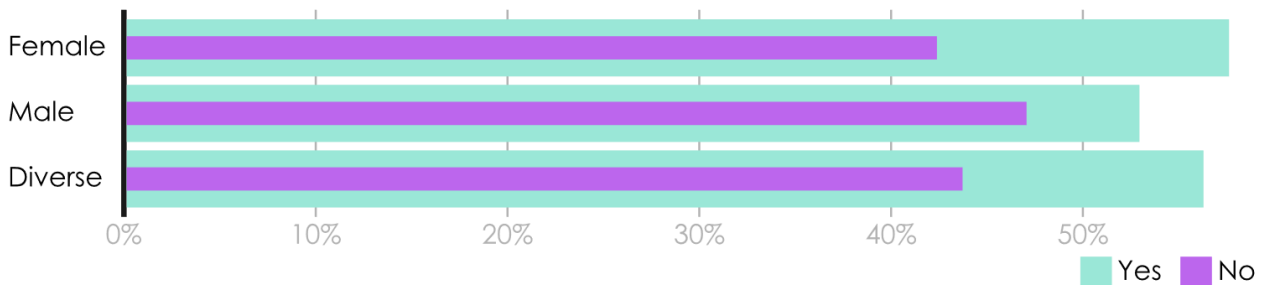
Gender

*Votes collected as "Diverse" include students that identify as gender diverse, as well as students that wish not to disclose their gender.

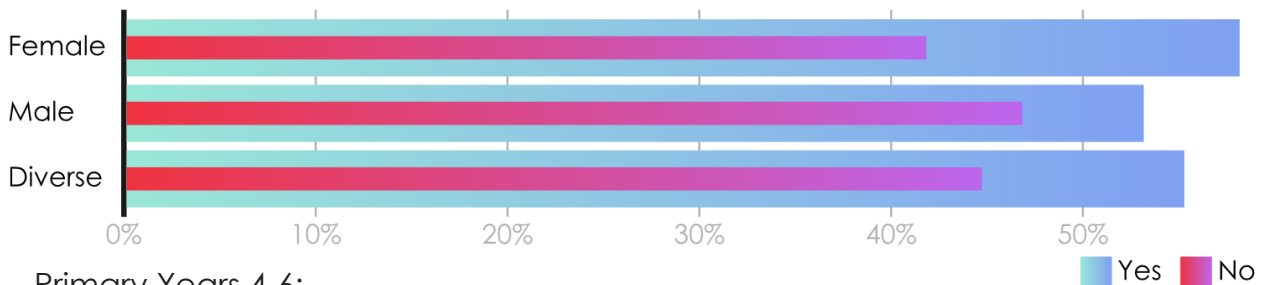
Primary Years 4-6



Secondary



Primary Years 4-6 & Secondary Combined



Primary Years 4-6:

	Yes	No
Female	59.82%	40.18%
Male	53.65%	46.35%
Diverse*	43.28%	56.72%

Secondary:

	Yes	No
Female	57.56%	42.44%
Male	52.94%	47.06%
Diverse*	56.30%	43.70%

Primary Years 4-6 and Secondary:

	Yes	No
Female	58.11%	41.89%
Male	53.12%	46.88%
Diverse*	55.28%	44.72%

In Primary schools years 4-6 and Secondary schools **female voters had the biggest percentage of Yes votes** with **59.8% of years 4-6 pupils saying Yes**, I would donate my organs and **57.6% of Secondary students saying yes**, the opt-out system is the best way to increase organ donations.

In Primary years 4-6, **6.2% fewer male pupils voted Yes** compared to female students and **4.6% fewer male Secondary students voted Yes** compared to female Secondary students.

While in **Secondary schools diverse students had the second highest percentage of Yes votes** with 56.3%, in **Primary years 4-6 diverse pupils had the smallest percentage of Yes votes** with 43.3% voting Yes, 10.4% fewer than male pupils and 16.5% fewer than females.



Be informed.



Be curious.



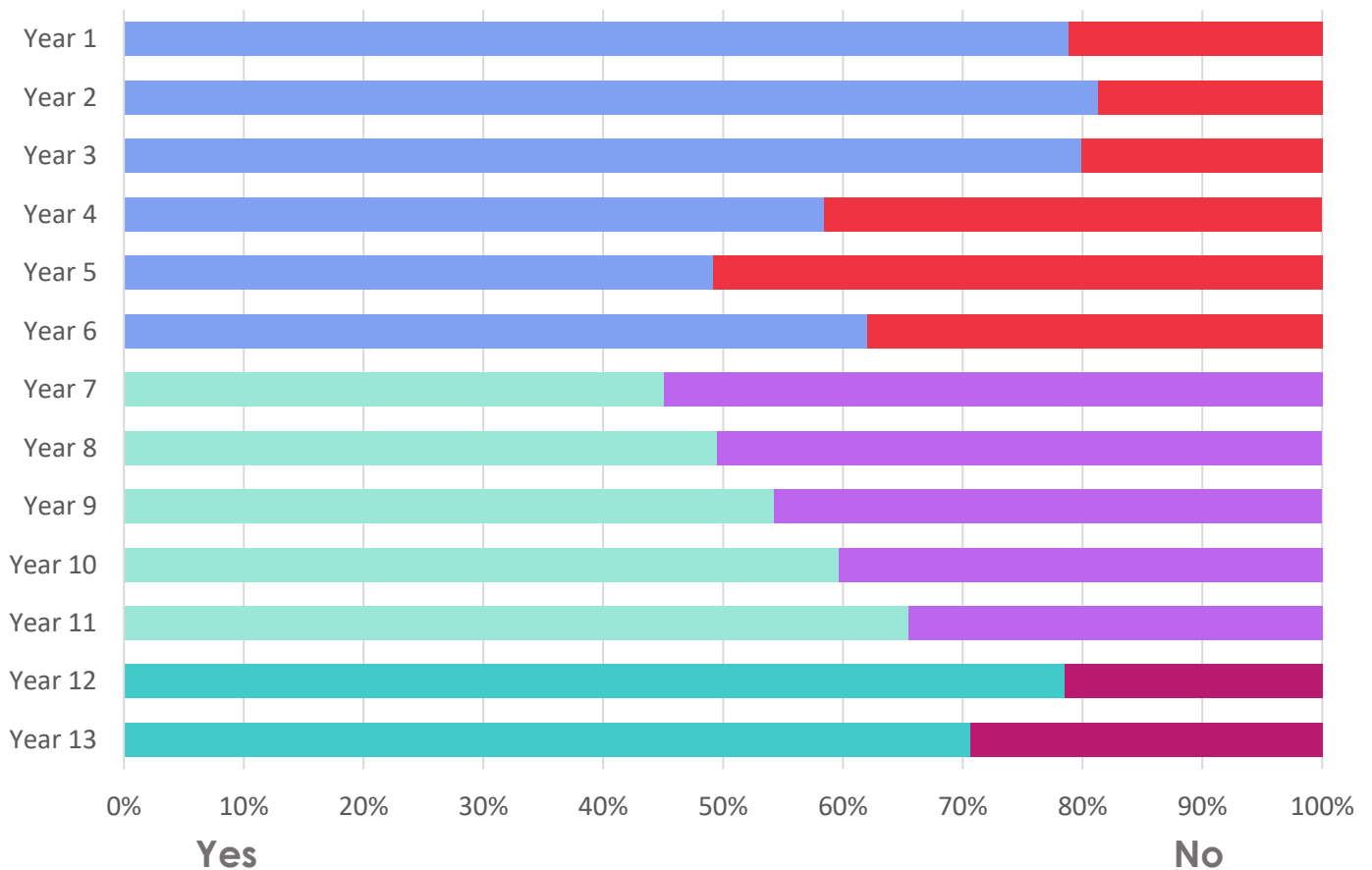
Be heard.



Age

Year Group	Yes	No
1	78.81%	21.19%
2	81.31%	18.69%
3	79.89%	20.11%
4	58.46%	41.54%
5	49.18%	50.82%
6	62.03%	37.97%
7	45.07%	54.93%
8	49.53%	50.47%
9	54.29%	45.71%
10	59.66%	40.34%
11	65.49%	34.51%
12	78.49%	21.51%
13	71%	29%

Votes by Year Group



Be informed.



Be curious.



Be heard.

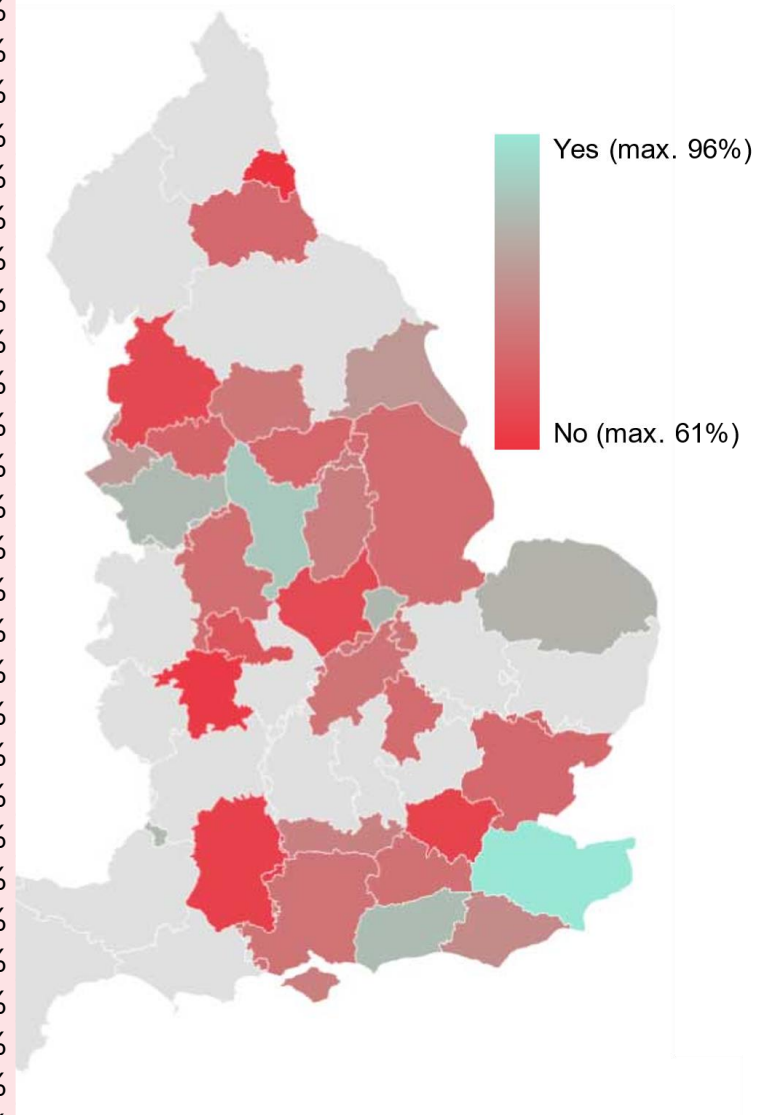
Demtech Ltd T/A: VotesforSchools
CRN 09940208, registered in England and Wales
33 Lowndes Street, London, SW1X 9HX
Office Address: Unit LMLF 2.4, The Leather Market,
Weston Street, London Bridge, SE1 3ER



Location

Primary Years 4-6 & Secondary School Total:

	Yes	No
Kent	96.15%	3.85%
Derbyshire	86.36%	13.64%
West Sussex	82.69%	17.31%
Bristol	81.71%	18.29%
Cheshire	81.71%	18.29%
Rutland	81.40%	18.60%
Norfolk	79.57%	20.43%
Merseyside	71.96%	28.04%
East Riding of Yorkshire	71.43%	28.57%
East Sussex	67.48%	32.52%
Berkshire	64.14%	35.86%
Isle of Wight	63.66%	36.34%
Nottinghamshire	63.33%	36.67%
West Yorkshire	61.40%	38.60%
Northamptonshire	60.19%	39.81%
Hampshire	59.90%	40.10%
Surrey	59.21%	40.79%
Staffordshire	58.63%	41.37%
Lincolnshire	58.13%	41.87%
Bedfordshire	57.48%	42.52%
Durham	56.63%	43.37%
Essex	56.56%	43.44%
South Yorkshire	56.03%	43.97%
Greater Manchester	55.91%	44.09%
West Midlands	50.53%	49.47%
North Yorkshire	48.45%	51.55%
Leicestershire	46.95%	53.05%
Lancashire	46.34%	53.66%
Greater London	45.02%	54.98%
Wiltshire	43.86%	56.14%
Worcestershire	41.67%	58.33%
Tyne and Wear	39.47%	60.53%



Be informed.



Be curious.



Be heard.

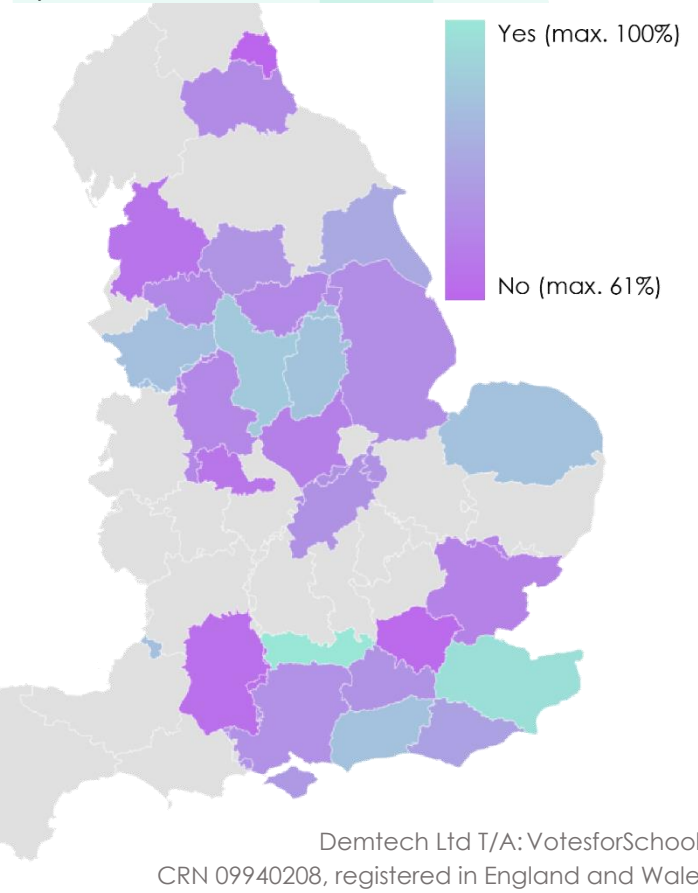
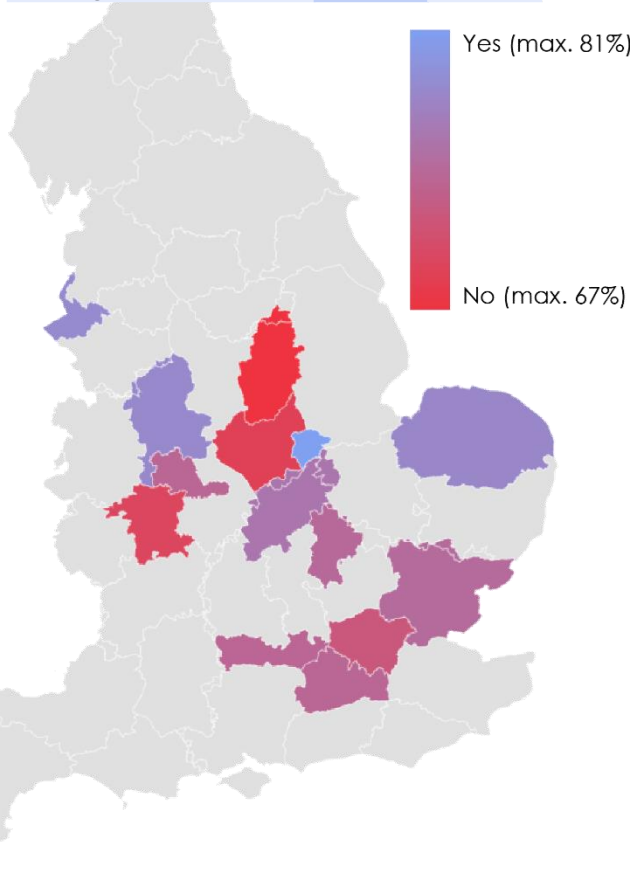
Demtech Ltd T/A: VotesforSchools
 CRN 09940208, registered in England and Wales
 33 Lowndes Street, London, SW1X 9HX
 Office Address: Unit LMLF 2.4, The Leather Market,
 Weston Street, London Bridge, SE1 3ER

Primary Years 4-6:

	Yes	No
Rutland	81.40%	18.60%
Merseyside	71.96%	28.04%
Staffordshire	71.05%	28.95%
Norfolk	70.37%	29.63%
Northamptonshire	62.79%	37.21%
Essex	58.53%	41.47%
Bedfordshire	57.48%	42.52%
West Midlands	56.42%	43.58%
Surrey	56.27%	43.73%
Berkshire	55.90%	44.10%
London	52.71%	47.29%
Greater London	45.10%	54.90%
Worcestershire	41.67%	58.33%
Leicestershire	39.64%	60.36%
Nottinghamshire	33.33%	66.67%

Secondary:

	Yes	No
Berkshire	100%	0%
Kent	96.15%	3.85%
Derbyshire	86.36%	13.64%
Nottinghamshire	83.33%	16.67%
West Sussex	82.69%	17.31%
Norfolk	82.59%	17.41%
Bristol	81.71%	18.29%
Cheshire	81.71%	18.29%
East Riding of Yorkshire	71.43%	28.57%
East Sussex	67.48%	32.52%
Isle of Wight	63.66%	36.34%
West Yorkshire	61.40%	38.60%
Surrey	60.47%	39.53%
Northamptonshire	60.11%	39.89%
Hampshire	59.90%	40.10%
Lincolnshire	58.13%	41.87%
Durham	56.63%	43.37%
South Yorkshire	56.03%	43.97%
Greater Manchester	55.91%	44.09%
Staffordshire	55.36%	44.64%
Essex	52.66%	47.34%
Leicestershire	52.32%	47.68%
North Yorkshire	48.45%	51.55%
West Midlands	46.89%	53.11%
Lancashire	46.34%	53.66%
Wiltshire	43.86%	56.14%
London	41.67%	58.33%
Tyne and Wear	39.47%	60.53%



Be informed.



Be curious.



Be heard.



Students' Comments

"Since the **majority of people aren't really bothered**, they won't sign the form to say that they don't want their organs removed."

Secondary School, West Midlands

"Before when the system was opt-in **people weren't aware/bothered about the process** and so couldn't donate organs. Now people who really don't want to do it can opt-out."

Secondary School, West Midlands

"The opt-out scheme is good to **increase** organ donations, but I **don't think its ethical**."

Secondary School, West Midlands

"The opt out is **much easier** for people who want to donate because it's automatic and there **won't be any paperwork** to donate."

Secondary School, West Midlands

"With the opt-in system, people who are indifferent on whether they would like their organs donated or not would not opt-in because they are lazy. Now with the opt out system, **people who feel very strongly against organ donation can opt out** and **those who do not feel as strongly can still opt in**."

Secondary School, West Midlands

"The opt-out system is **making it really clear** if you do not want your organs donated. Therefore, **more people are able to help** others in the future."

Secondary School, West Midlands

"You should **choose not 'unchoose'**."

Secondary School, Lancashire

"I feel it is **easier to discuss** organ donating than just being forced."

Secondary School, West Midlands



Be informed.



Be curious.



Be heard.