



## Is "cancel culture" unfair? (Primary, Secondary & College) 25<sup>th</sup> September – 02<sup>nd</sup> October 2020

### Question Primary KS1 (Key Stage One):

"Is it hard to forgive?"

### Question Primary KS2 (Key Stage Two):

"Is "cancel culture" unfair?"

### Question Secondary:

"Is "cancel culture" unfair?"

### Question Secondary 16+ & College:

"Are we too quick to #cancel?"

### Grand Total

Primary KS2:

"Is "cancel culture" unfair?"

Yes 57.78%

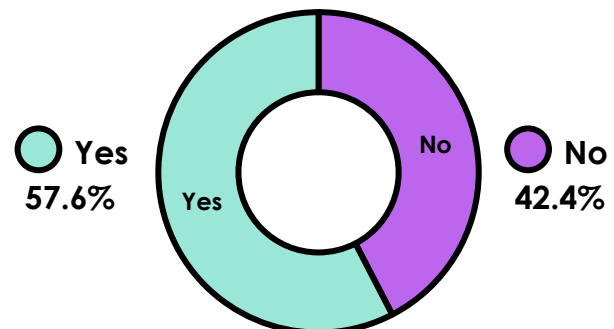
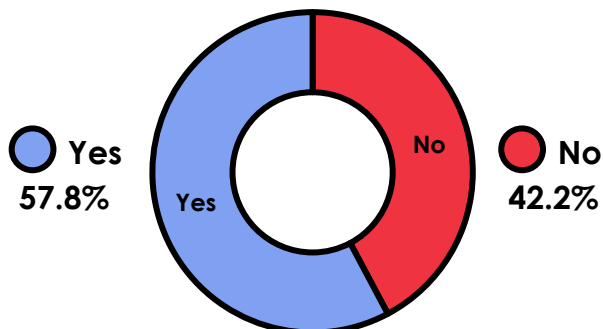
No 42.22%

Secondary:

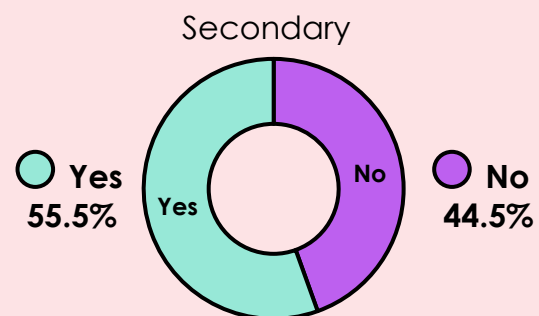
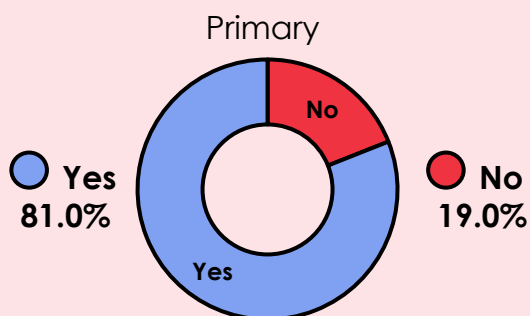
"Is "cancel culture" unfair?"

Yes 57.61%

No 42.39%



During the week of **08<sup>th</sup> – 15<sup>th</sup> Nov 2019**, we asked students **"Do you think it is possible to reduce bullying in your school?"**. In November 2019, **81.0% of Primary pupils and 55.5% of Secondary students voted Yes**, it is possible to reduce bullying in their schools. This result showed a more significant difference in what Primary and Secondary students thought, compared to this weeks VoteTopic on "Cancel Culture", where the results of Primary and Secondary where almost identical.



**Be informed.**



**Be curious.**

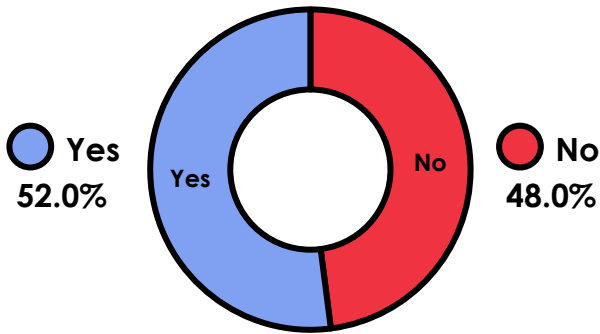


**Be heard.**



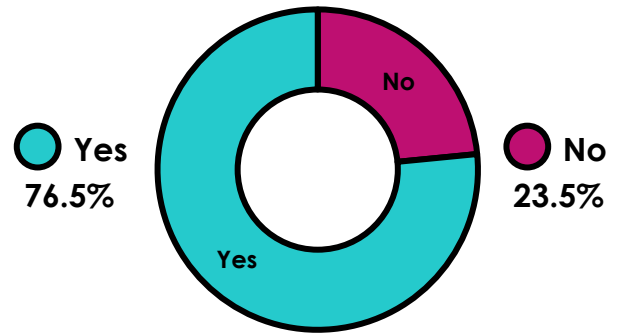
Primary KS1:  
"Is it hard to forgive?"

Yes 52.04%  
No 47.96%



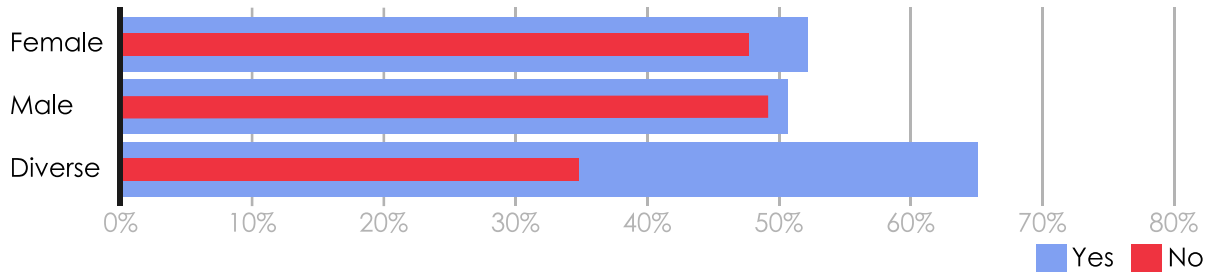
Secondary 16+ & College:  
"Are we too quick to #cancel?"

Yes 76.55%  
No 23.45%

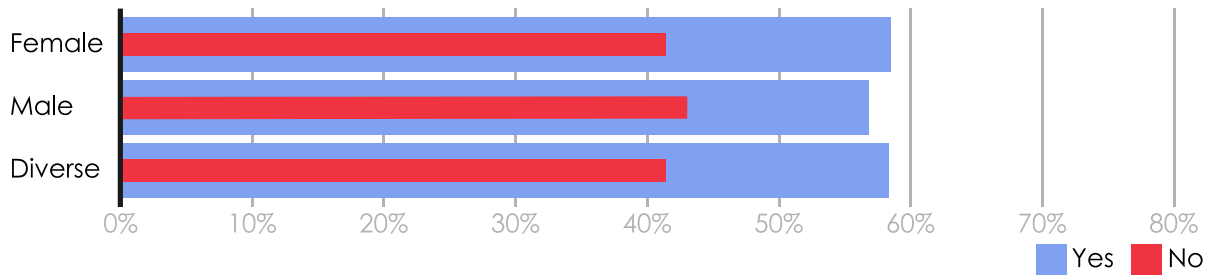


### Gender

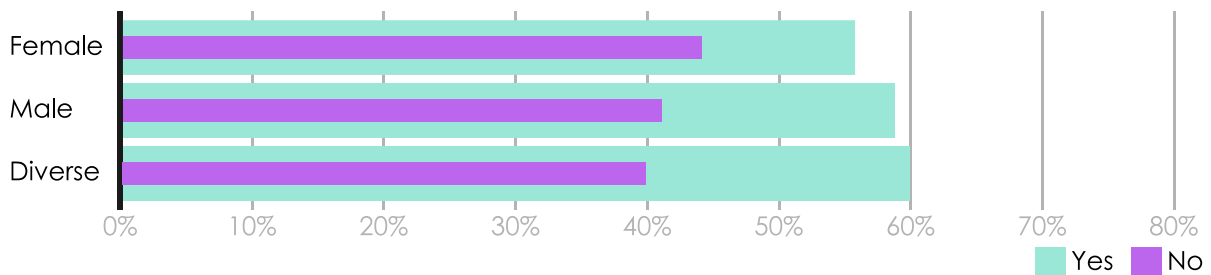
#### Primary KS1



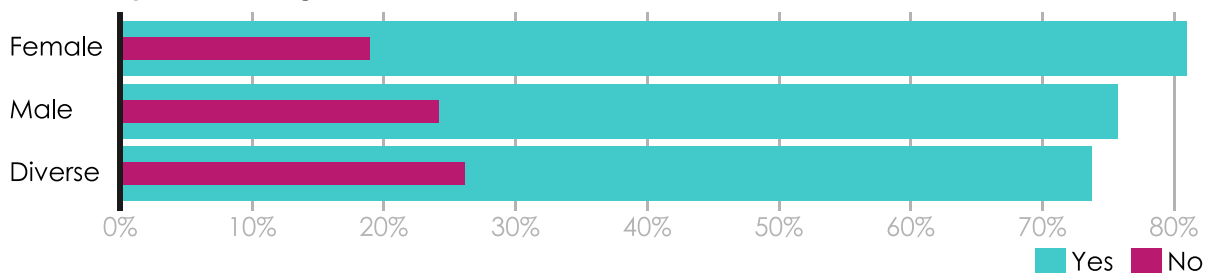
#### Primary KS2



#### Secondary



#### Secondary 16+ & College



Be informed.



Be curious.



Be heard.



### Primary KS1:

	Yes	No
Female	52.22%	47.78%
Male	50.73%	49.27%
Diverse*	65.20%	34.80%

### Primary KS2:

	Yes	No
Female	58.53%	41.47%
Male	56.93%	43.07%
Diverse*	58.49%	41.51%

### Secondary:

	Yes	No
Female	55.92%	44.08%
Male	58.82%	41.18%
Diverse*	59.89%	40.11%

### Secondary 16+ & College:

	Yes	No
Female	81.11%	18.89%
Male	75.83%	24.17%
Diverse*	73.83%	26.17%

\*Votes collected as "Diverse" include students that identify as gender diverse, as well as students that wish not to disclose or were not able to specify their gender.

**Primary KS2 pupils and Secondary students** were asked the same question: "Is "cancel culture" unfair?". In Primary **KS2 female pupils had the biggest percentage of Yes votes**, with 58.53%. This was closely followed by Diverse pupils with an almost identical share of Yes votes and male pupils with 1.6% fewer voting Yes, compared to female voters. In **Secondary schools, Diverse students had the biggest percentage of Yes votes**, with 59.89%. This was followed by male students with 1.07% fewer voting Yes and female student with 3.97% fewer voting Yes, compared to diverse voters.

**Primary KS1 pupils** voted on the question "Is it hard to forgive?". **Diverse students had the biggest percentage of Yes votes** with 65.20%. This was followed by female voters with 52.22% voting Yes. Amongst Male students, 1.5% fewer votes Yes, compared to female pupils.

**Secondary 16+ and College students** votes on the question "Are we too quick to #cancel?". **Female students had the biggest percentage of Yes votes** with 81.11%. This was followed by male students with 5.28% fewer voting Yes and Diverse student with 7.28% fewer voting Yes compare to females.



**Be informed.**



**Be curious.**



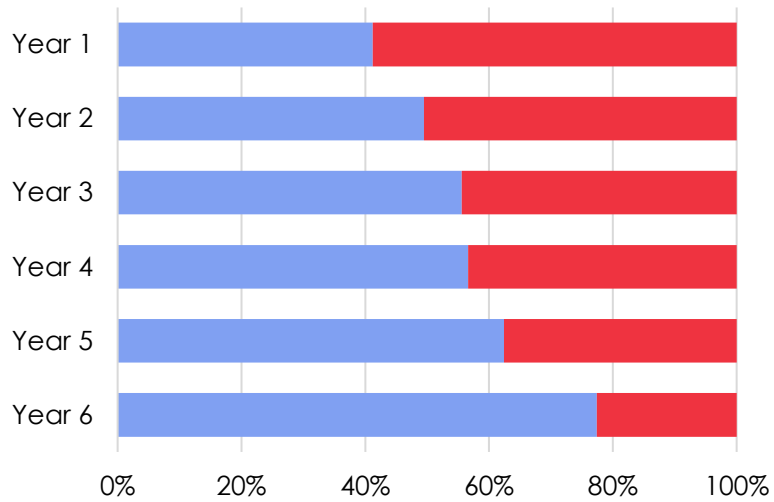
**Be heard.**



## Age

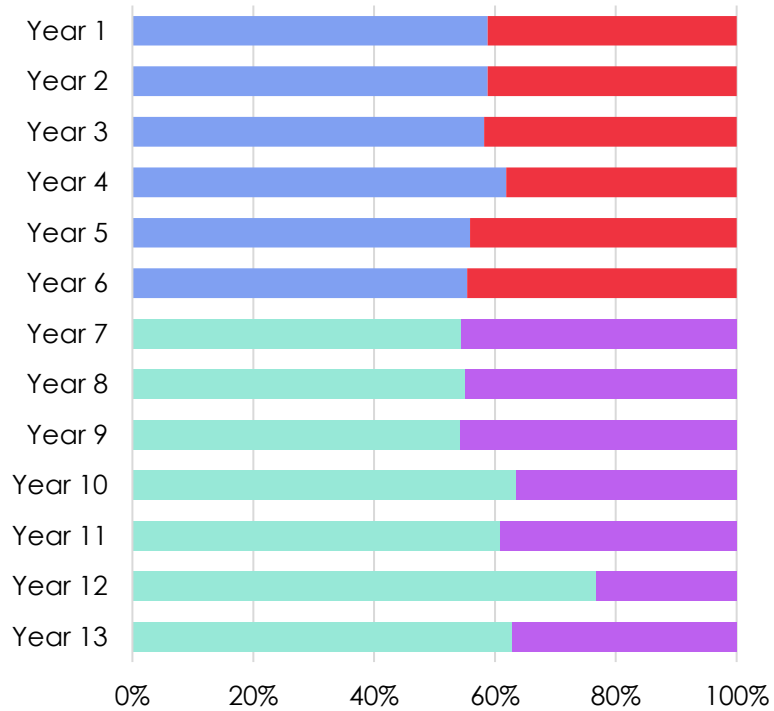
Primary KS1: "Is it hard to forgive?"

Year Group	Yes	No
1	41.19%	58.81%
2	49.49%	50.51%
3	55.60%	44.40%
4	56.63%	43.37%
5	62.42%	37.58%
6	77.43%	22.57%



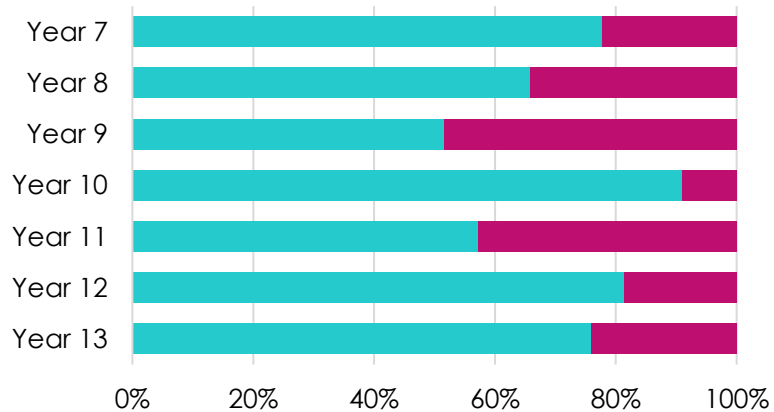
Primary KS2 & Secondary: "Is 'cancel culture' unfair?"

Year Group	Yes	No
1	58.77%	41.23%
2	58.77%	41.23%
3	58.20%	41.80%
4	61.88%	38.12%
5	55.89%	44.11%
6	55.41%	44.59%
7	54.45%	45.55%
8	55.02%	44.98%
9	54.31%	45.69%
10	63.55%	36.45%
11	60.83%	39.17%
12	76.74%	23.26%
13	62.77%	37.23%



Secondary 16+ & College: "Are we too quick to #cancel?"

Year Group	Yes	No
7	77.78%	22.22%
8	65.75%	34.25%
9	51.56%	48.44%
10	90.91%	9.09%
11	57.14%	42.86%
12	81.32%	18.68%
13	75.98%	24.02%



Be informed.



Be curious.



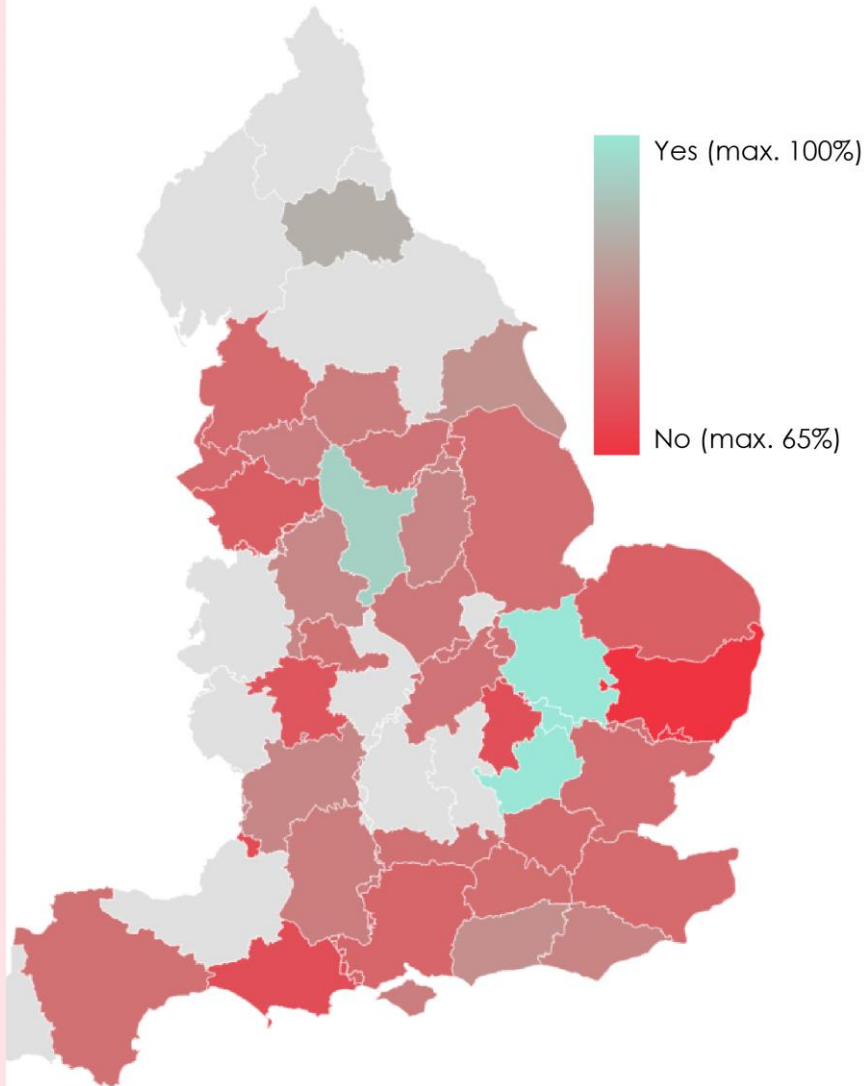
Be heard.



## Location

Primary KS2 & Secondary: "Is "cancel culture" unfair?"

	Yes	No
Cambridgeshire	100%	0.00%
Hertfordshire	100%	0.00%
Derbyshire	91.67%	8.33%
Durham	80.00%	20.00%
East Riding of Yorkshire	69.06%	30.94%
West Sussex	67.98%	32.02%
Staffordshire	65.65%	34.35%
Gloucestershire	65.38%	34.62%
Nottinghamshire	64.52%	35.48%
East Sussex	64.37%	35.63%
Greater Manchester	62.45%	37.55%
North Yorkshire	62.26%	37.74%
West Yorkshire	62.05%	37.95%
Isle of Wight	61.64%	38.36%
Wiltshire	61.60%	38.40%
Leicestershire	59.70%	40.30%
South Yorkshire	58.67%	41.33%
Northamptonshire	58.44%	41.56%
West Midlands	57.64%	42.36%
Berkshire	57.22%	42.78%
Devon	57.14%	42.86%
Lincolnshire	57.06%	42.94%
Essex	56.49%	43.51%
Surrey	56.06%	43.94%
Greater London	55.46%	44.54%
London	55.13%	44.87%
Lancashire	55.03%	44.97%
Kent	55.01%	44.99%
Merseyside	54.48%	45.52%
Hampshire	53.28%	46.72%
Norfolk	51.38%	48.62%
Cheshire	50.68%	49.32%
Worcestershire	47.62%	52.38%
Bedfordshire	45.37%	54.63%
Dorset	44.64%	55.36%
Bristol	43.76%	56.24%
Suffolk	34.85%	65.15%



Be informed.



Be curious.



Be heard.

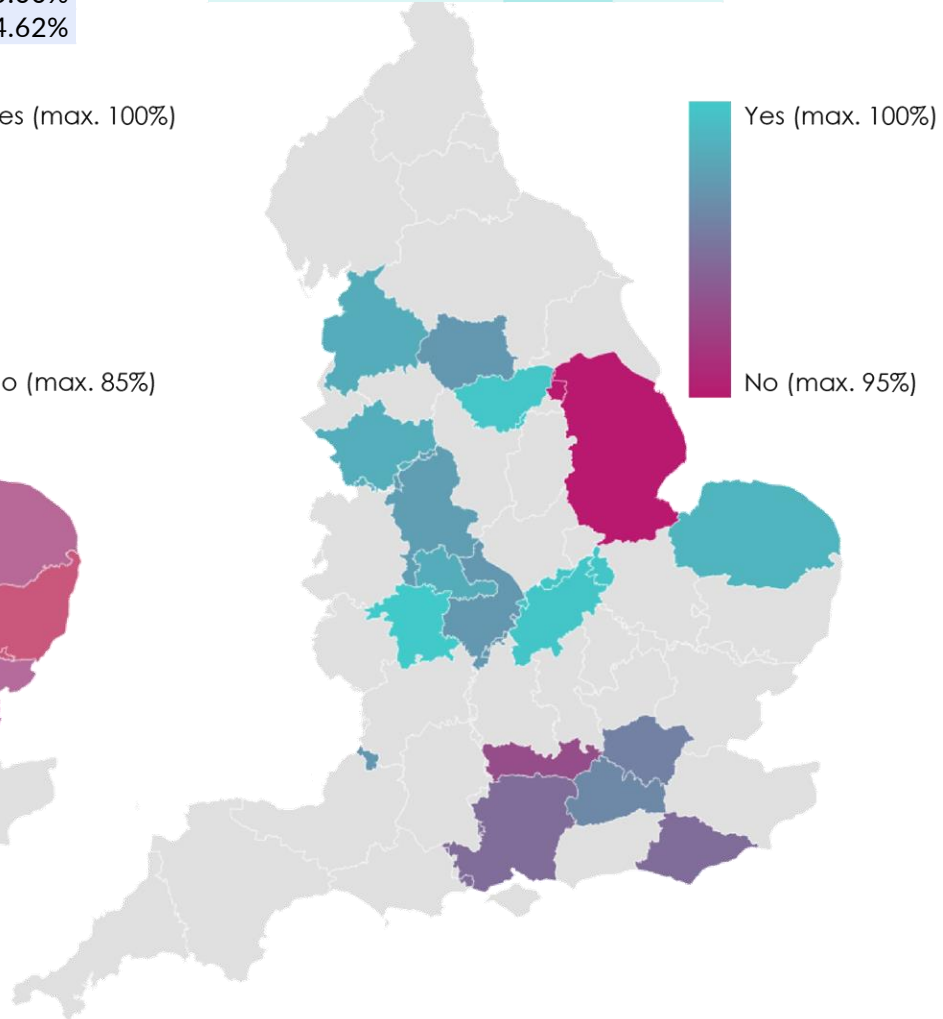
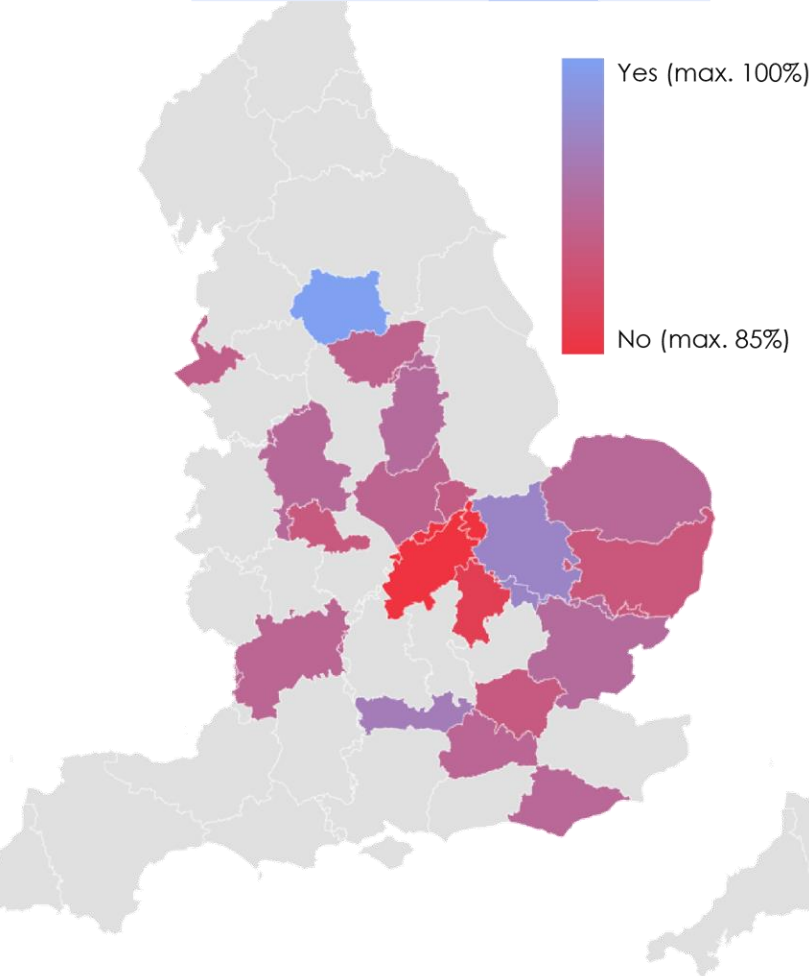


### Primary KS1: "Is it hard to forgive?"

	Yes	No
West Yorkshire	100%	0.00%
Cambridgeshire	79.17%	20.83%
Berkshire	72.63%	27.37%
Essex	59.54%	40.46%
Nottinghamshire	59.26%	40.74%
Staffordshire	57.78%	42.22%
Norfolk	57.14%	42.86%
East Sussex	56.52%	43.48%
Surrey	55.14%	44.86%
Gloucestershire	54.84%	45.16%
Leicestershire	53.97%	46.03%
South Yorkshire	52.38%	47.62%
Merseyside	50.56%	49.44%
Greater London	49.84%	50.16%
Rutland	48.00%	52.00%
West Midlands	45.41%	54.59%
Suffolk	43.86%	56.14%
London	42.67%	57.33%
Bedfordshire	25.00%	75.00%
Northamptonshire	15.38%	84.62%

### Secondary 16+ & College: "Are we too quick to #cancel?"

	Yes	No
Greater London	100%	0.00%
Worcestershire	100%	0.00%
North Yorkshire	100%	0.00%
Northamptonshire	98.00%	2.00%
South Yorkshire	97.67%	2.33%
Norfolk	88.89%	11.11%
Cheshire	84.90%	15.10%
Lancashire	84.62%	15.38%
West Midlands	84.39%	15.61%
Staffordshire	76.19%	23.81%
West Yorkshire	72.73%	27.27%
Warwickshire	72.70%	27.30%
Bristol	72.22%	27.78%
Surrey	64.71%	35.29%
London	60.45%	39.55%
East Sussex	50.00%	50.00%
Hampshire	50.00%	50.00%
Berkshire	33.33%	66.67%
Lincolnshire	4.55%	95.45%



**Be informed.**



**Be curious.**



**Be heard.**





## Students' Comments

"Cancel culture **takes away a person's ability to speak out** and is a toxic way of denying freedom of speech. It could **lead to people being afraid to share their views**. Though some of these views are controversial it is still important to hear them."

Secondary School, West Midlands

"If you try to **ruin someone's life** because of one minor action, you're **just as bad**."

Secondary School, Berkshire

"Surely we should **help them understand** how wrong their stances are on topics instead of shaming them publicly. Doing **so just angers them and isn't actually benefitting anyone** as no one is learning anything."

Secondary School, West Midlands

"Everyone should be **entitled to their own voice or opinion** whether it is something you don't or do agree with."

Secondary School, West Midlands

"Cancel culture **doesn't solve anything** other than warn others not to do the same. We **need to educate people** rather than cancel them on twitter for a week."

Secondary School, Norfolk

"Although the criticism is fair, the people who join in **go too far**. These are human beings that make mistakes. Cancel culture **shuts them down before they have a chance to officially apologise**."

Secondary School, East Sussex

"You shouldn't be cancelled because of your views. If you are cancelled, you will still have those thoughts. I think **people should face consequences**, but not be completely cut out of society."

Secondary School, Berkshire

"Too many **people enjoy watching especially celebrities suffer** or come under scrutiny. People are **socially pressured** into contributing to the drama, and it seems like if you have any sense and don't believe in or contribute to the slander, you are just as bad as the victim of it."

Secondary 16+, West Midlands



Be informed.



Be curious.



Be heard.



"You should be able to voice your opinion to an extent. However, there is a **difference between your opinion and being racist and homophobic.**"

Secondary School, Berkshire

"What **they have done is wrong** therefor there should be a **consequence.**"

Secondary School, West Midlands

"People **have a reason to be cancelled.** It's their fault they are in this situation."

Secondary School, West Midlands

"If someone online is being inappropriate, **things should be put in place** to ensure that nothing inappropriate goes on. However, **harassment is not right**, and the **person should only be banned**, not threatened to die."

Secondary School, West Midlands

"People need to be **accountable for their actions** BUT everyone deserves to **have their opinions heard** and taken into consideration."

Secondary School, Norfolk

"**If you haven't done anything** wrong, then you would have **no need** to be cancelled."

Secondary School, West Midlands

"Large and important issues such as Racism, Homophobia, or Ableism need to be taken seriously, but often **people are 'cancelled' for tiny, insignificant things.** This also means when a person is genuinely horrible, it is overlooked."

Secondary School, East Sussex

"They deserve it and if we give racists, homophobes & all sorts of -phobes a platform, they **will spread their hateful and hurtful message to young impressionable minds.**"

College, West Yorkshire



Be informed.



Be curious.



Be heard.