



Does the curriculum represent you?

(Primary, Secondary & College)

October 2020

Question Primary KS1 (Key Stage One):

"Do you know your history?"

Question Primary KS2 (Key Stage Two), Secondary & College:

"Does the curriculum represent you?"

Grand Total

Primary KS2:

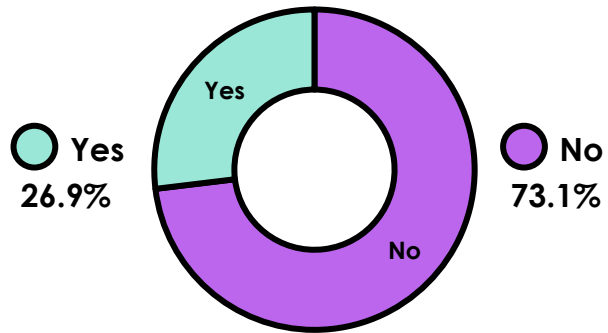
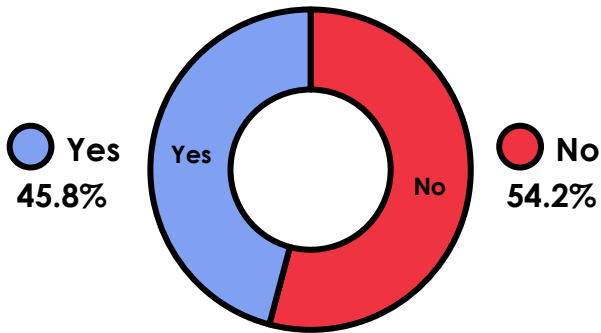
Yes 45.85%

No 54.15%

Secondary:

Yes 26.91%

No 73.09%



Primary KS1:

"Do you know your history?"

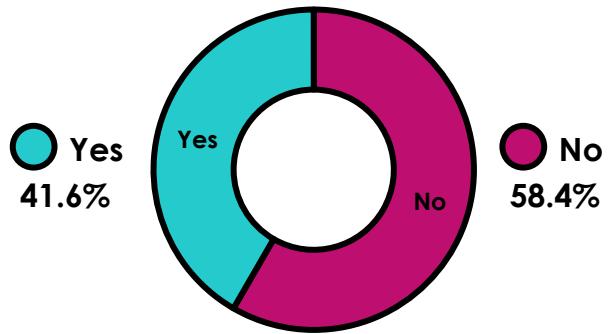
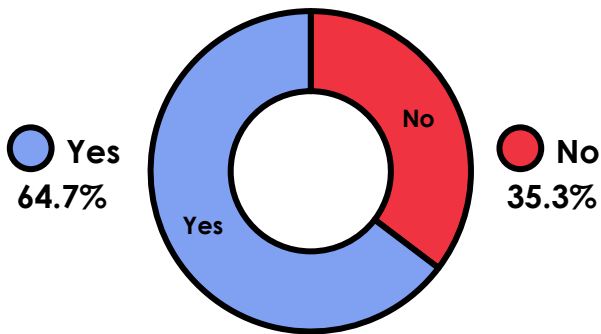
Yes 64.68%

No 35.32%

Secondary 16+ & College:

Yes 41.65%

No 58.35%



Be informed.



Be curious.

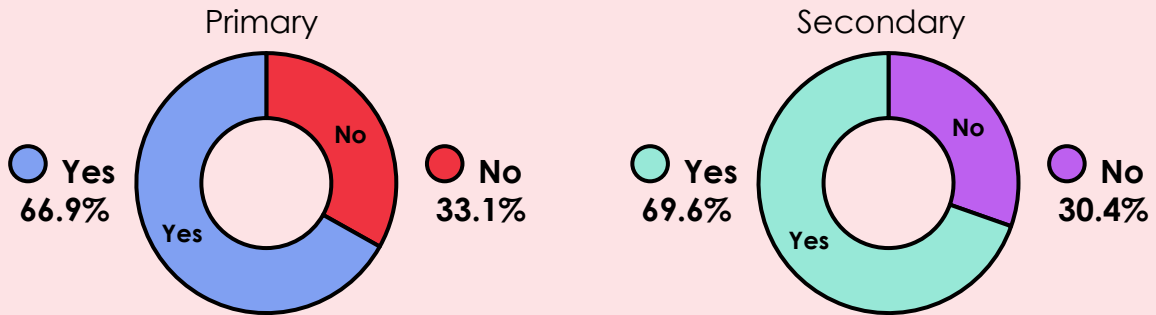


Be heard.

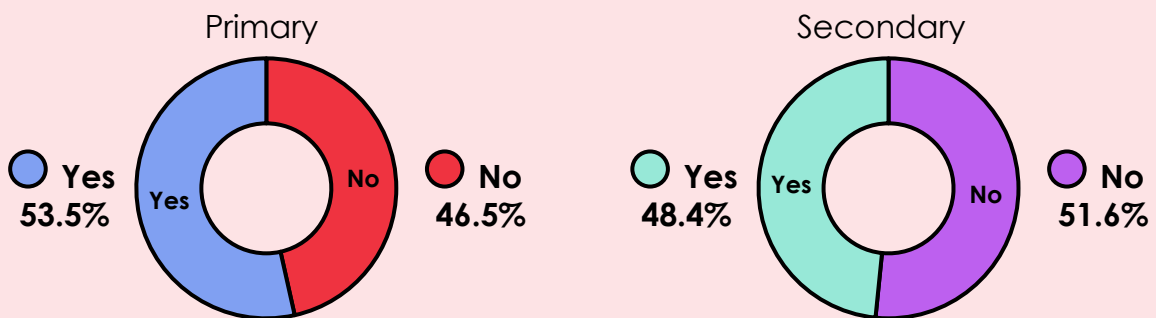


In the past years, students have been given **several VoteTopics related to representation and tolerance** in the UK and around the world to vote on.

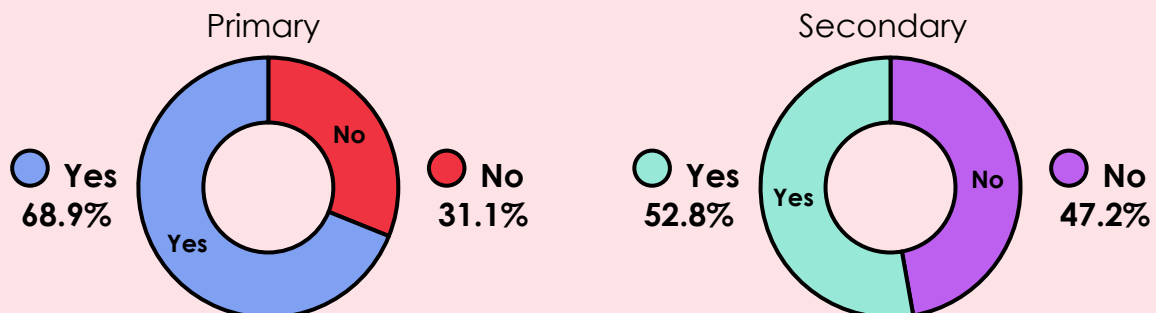
In the early summer this year, during the week of **05th – 12th Jun 2020**, we asked **Primary pupils** and **Secondary students** “**Will the recent anti-racism protests lead to change in the US?**”. For this VoteTopic the majority of voters said Yes.



In **January 2020** we asked **Primary and Secondary** students “**Is the UK a tolerant place to live?**”. The vote was mostly evenly split down the middle, with a small majority of Primary pupils favouring Yes, while Secondary students went in the opposite direction.



During **Black History Month in October 2018** we asked **Primary pupils** and **Secondary students** “**Is this year’s Black History Month more important than ever?**”. While the majority of Primary pupils voted Yes, Secondary students were more split down the middle.



Be informed.



Be curious.

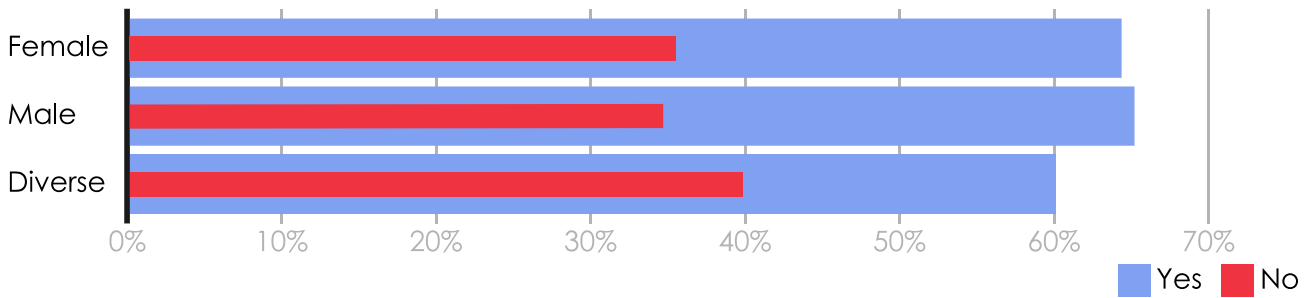


Be heard.

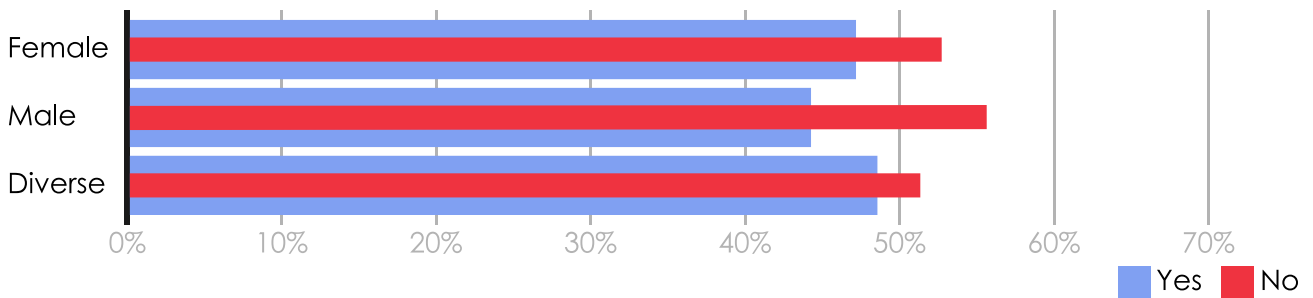


Gender

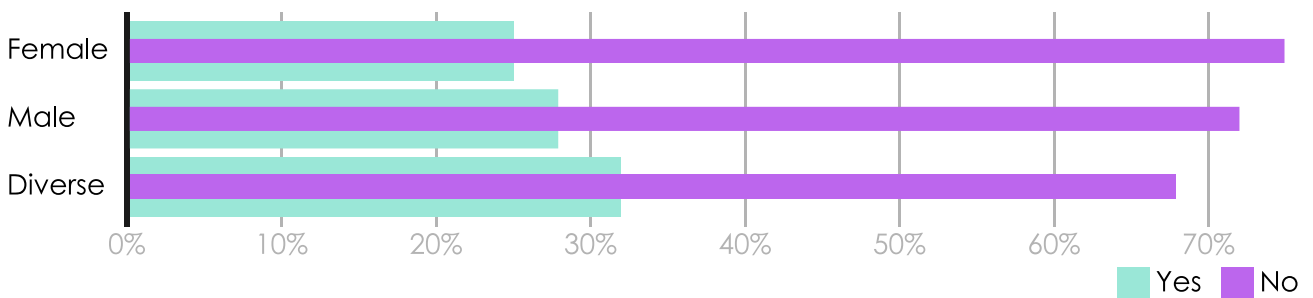
Primary KS1: "Do you know your history?"



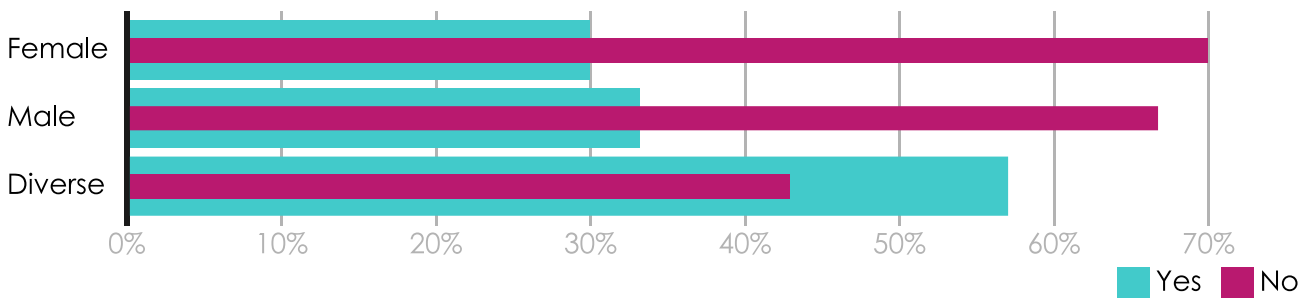
Primary KS2: "Does the curriculum represent you?"



Secondary: "Does the curriculum represent you?"



Secondary 16+ & College: "Does the curriculum represent you?"



Primary KS1:

	Yes	No
Female	64.43%	35.57%
Male	65.27%	34.73%
Diverse*	60.15%	39.85%

Primary KS2:

	Yes	No
Female	47.22%	52.78%
Male	44.26%	55.74%
Diverse*	48.55%	51.45%

*Votes collected as "Diverse" include students that identify as gender diverse, as well as students that wish not to disclose or were not able to specify their gender.



Be informed.



Be curious.



Be heard.



Secondary:

	Yes	No
Female	24.99%	75.01%
Male	27.85%	72.15%
Diverse*	32.01%	67.99%

Secondary 16+ & College:

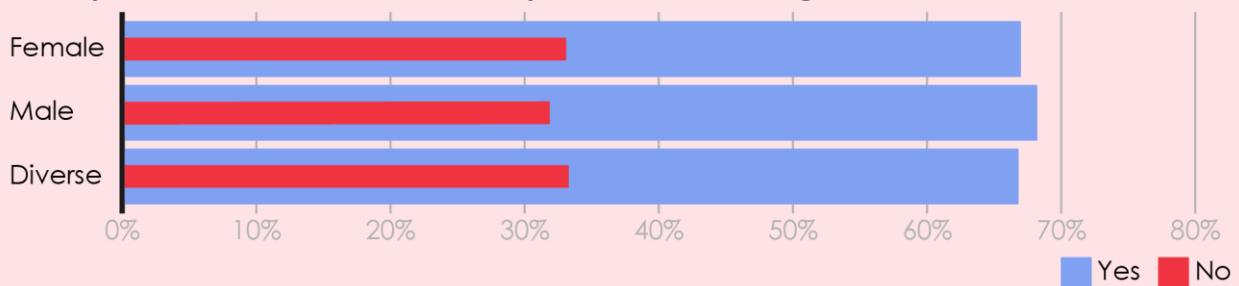
	Yes	No
Female	29.95%	70.05%
Male	33.17%	66.83%
Diverse*	57.03%	42.97%

When asked “Does the curriculum represent you?” **male Primary KS2 pupils had the biggest percentage of No votes** with 55.7%. This was **followed by female pupils** with 3% fewer voting No and **diverse pupils** with 4.3% fewer voting No, compared to male voters.

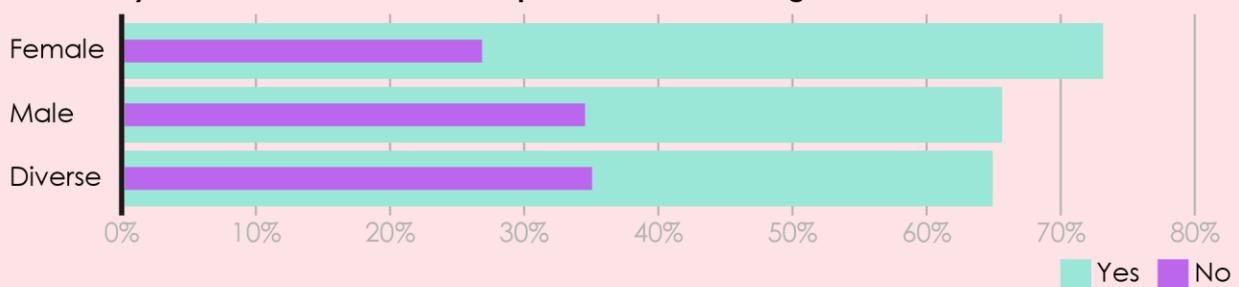
While in **Secondary school, diverse students still had the smallest percentage of No votes** with 68%, the **biggest majority of No votes came from female students** with 70% saying No, the curriculum does not represent me. This was followed by **male voters** with 3.2% fewer voting No, compared to female students.

Earlier this year in **June 2020**, when we asked Primary KS2 pupils and Secondary students “**Will the recent anti-racism protests lead to change in the US?**”, there was a similar difference between the Primary and Secondary gender breakdown.

Primary KS2: “Will the recent anti-racism protests lead to change in the US?”



Secondary: “Will the recent anti-racism protests lead to change in the US?”



Be informed.



Be curious.



Be heard.

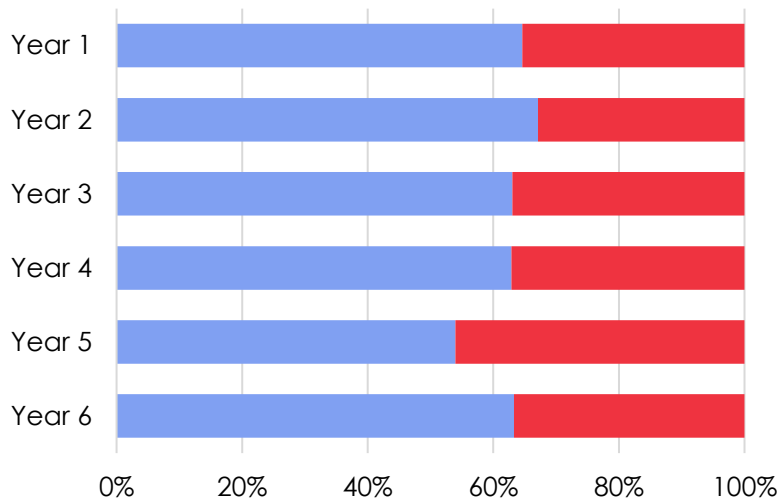


Age

Primary KS1:

"Do you know your history?"

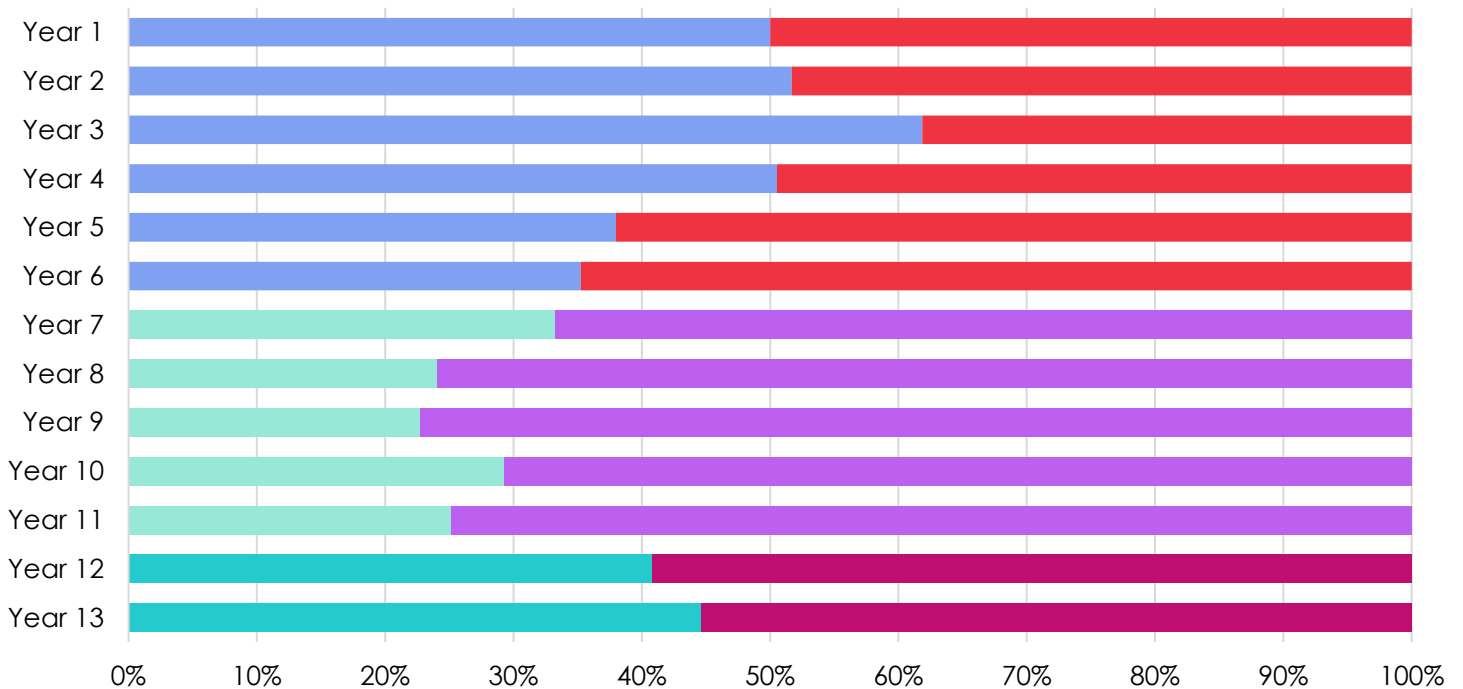
Year Group	Yes	No
1	64.63%	35.37%
2	67.12%	32.88%
3	63.05%	36.95%
4	62.87%	37.13%
5	53.98%	46.02%
6	63.29%	36.71%



Primary KS2, Secondary & College:

"Does the curriculum represent you?"

Year Group	Yes	No
1	50.00%	50.00%
2	51.69%	48.31%
3	61.86%	38.14%
4	50.53%	49.47%
5	37.99%	62.01%
6	35.23%	64.77%
7	33.21%	66.79%
8	24.05%	75.95%
9	22.70%	77.30%
10	29.27%	70.73%
11	25.12%	74.88%
12	40.78%	59.22%
13	44.66%	55.34%



Be informed.



Be curious.



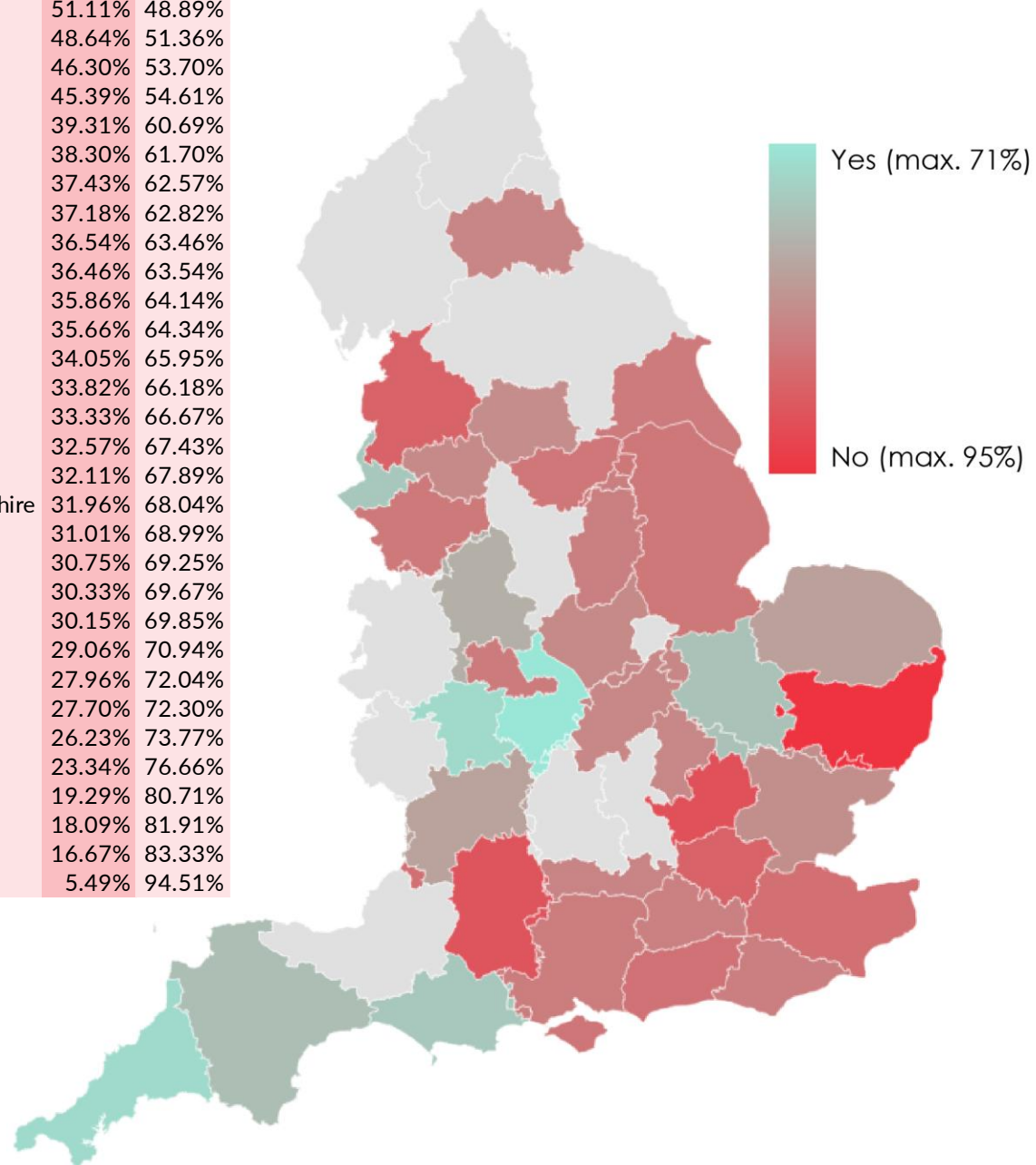
Be heard.



Location

Primary KS2, Secondary & College:
"Does the curriculum represent you?"

	Yes	No
Warwickshire	71.43%	28.57%
Cornwall	66.67%	33.33%
Worcestershire	66.27%	33.73%
Merseyside	60.16%	39.84%
Dorset	60.00%	40.00%
Cambridgeshire	57.89%	42.11%
Devon	56.52%	43.48%
Staffordshire	51.11%	48.89%
Greater London	48.64%	51.36%
Gloucestershire	46.30%	53.70%
Norfolk	45.39%	54.61%
Essex	39.31%	60.69%
West Yorkshire	38.30%	61.70%
Greater Manchester	37.43%	62.57%
Leicestershire	37.18%	62.82%
Northamptonshire	36.54%	63.46%
Bedfordshire	36.46%	63.54%
Durham	35.86%	64.14%
Berkshire	35.66%	64.34%
Surrey	34.05%	65.95%
Nottinghamshire	33.82%	66.18%
East Sussex	33.33%	66.67%
Hampshire	32.57%	67.43%
West Midlands	32.11%	67.89%
East Riding of Yorkshire	31.96%	68.04%
Cheshire	31.01%	68.99%
Lincolnshire	30.75%	69.25%
South Yorkshire	30.33%	69.67%
Isle of Wight	30.15%	69.85%
West Sussex	29.06%	70.94%
Bristol	27.96%	72.04%
Kent	27.70%	72.30%
North Yorkshire	26.23%	73.77%
Lancashire	23.34%	76.66%
London	19.29%	80.71%
Wiltshire	18.09%	81.91%
Hertfordshire	16.67%	83.33%
Suffolk	5.49%	94.51%



Be informed.



Be curious.



Be heard.

Demtech Ltd T/A: VotesforSchools
 CRN 09940208, registered in England and Wales
 33 Lowndes Street, London, SW1X 9HX
 Office Address: Unit LMLF 2.4, The Leather Market,
 Weston Street, London Bridge, SE1 3ER

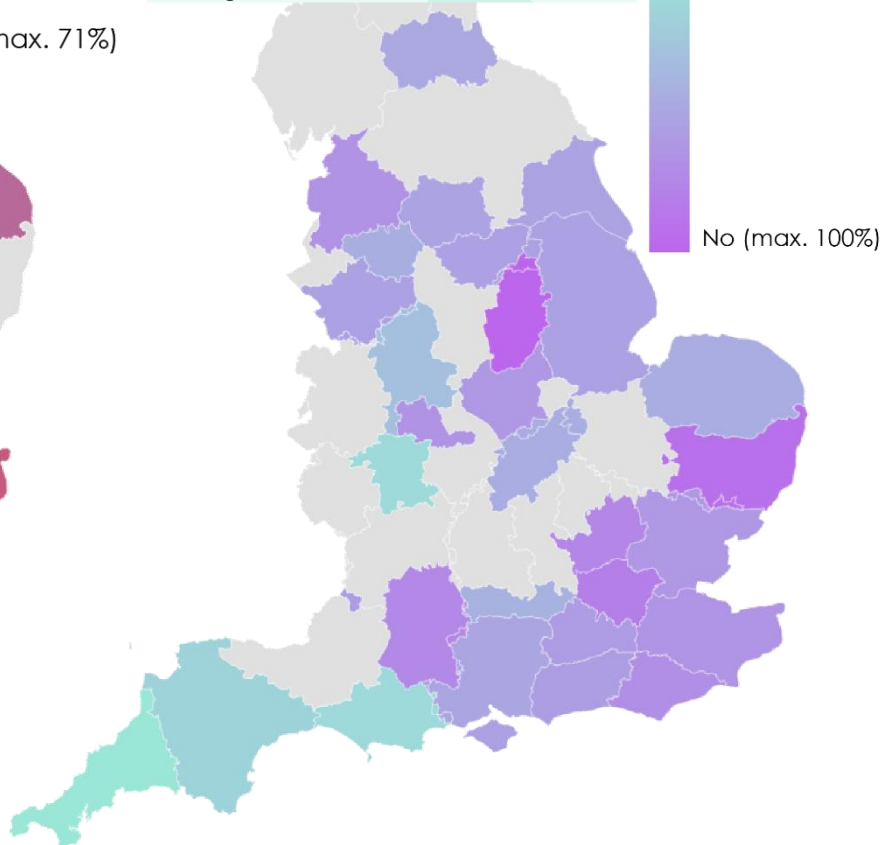
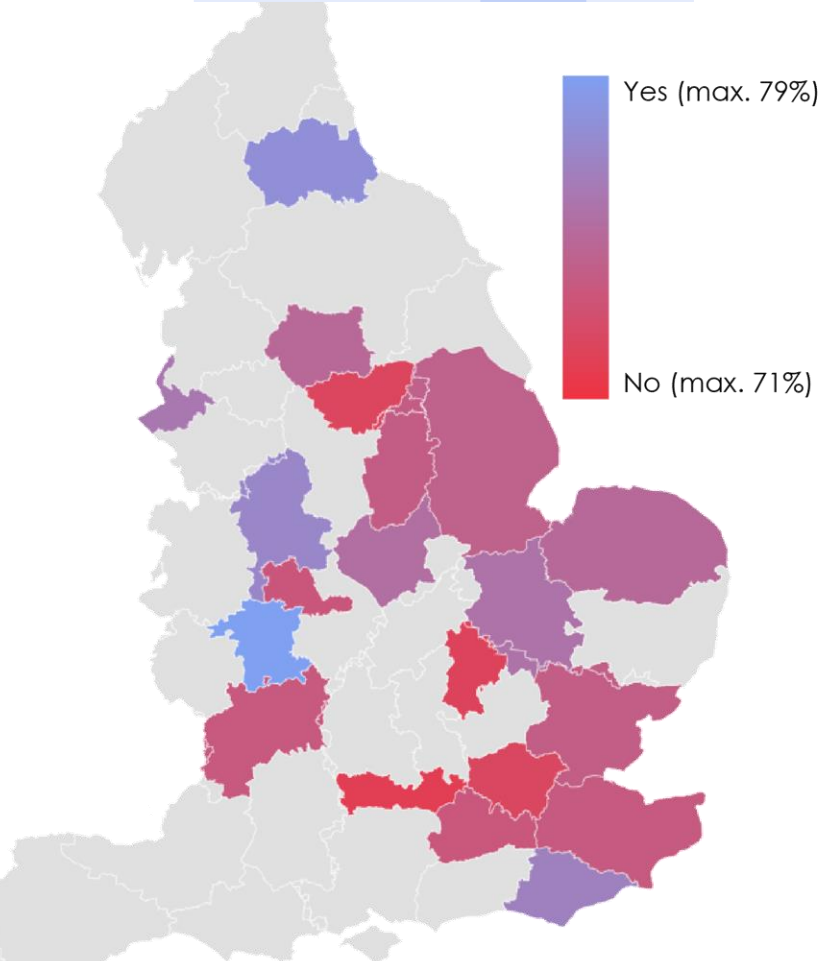


Primary KS2:

	Yes	No
Worcestershire	78.57%	21.43%
Durham	70.97%	29.03%
Staffordshire	67.01%	32.99%
East Sussex	64.18%	35.82%
Merseyside	60.16%	39.84%
Cambridgeshire	57.89%	42.11%
Leicestershire	55.91%	44.09%
Norfolk	53.90%	46.10%
West Yorkshire	53.24%	46.76%
Lincolnshire	50.00%	50.00%
Greater London	49.36%	50.64%
Essex	48.19%	51.81%
Nottinghamshire	47.92%	52.08%
Kent	46.58%	53.42%
Gloucestershire	46.30%	53.70%
Surrey	45.48%	54.52%
West Midlands	45.10%	54.90%
South Yorkshire	37.33%	62.67%
Bedfordshire	36.46%	63.54%
Berkshire	34.29%	65.71%
London	32.16%	67.84%
North Yorkshire	28.57%	71.43%

Secondary:

	Yes	No
Cornwall	66.67%	33.33%
Dorset	60.00%	40.00%
Worcestershire	60.00%	40.00%
Devon	56.52%	43.48%
Staffordshire	46.74%	53.26%
Berkshire	39.47%	60.53%
Greater Manchester	37.43%	62.57%
Norfolk	36.88%	63.12%
Northamptonshire	36.54%	63.46%
Durham	33.97%	66.03%
Hampshire	32.57%	67.43%
East Riding of Yorkshire	31.96%	68.04%
West Yorkshire	31.31%	68.69%
Cheshire	31.01%	68.99%
Lincolnshire	30.51%	69.49%
Isle of Wight	30.15%	69.85%
South Yorkshire	30.13%	69.87%
West Sussex	29.06%	70.94%
Surrey	28.08%	71.92%
Bristol	27.96%	72.04%
North Yorkshire	26.20%	73.80%
Leicestershire	26.01%	73.99%
Essex	25.80%	74.20%
Greater London	25.00%	75.00%
Kent	23.58%	76.42%
West Midlands	23.46%	76.54%
Lancashire	23.34%	76.66%
East Sussex	21.39%	78.61%
Wiltshire	18.09%	81.91%
Hertfordshire	16.67%	83.33%
London	12.82%	87.18%
Suffolk	5.49%	94.51%
Nottinghamshire	0.00%	100%



Be informed.



Be curious.



Be heard.



Students' Comments: "Does the curriculum represent you?"

"Although the **curriculum does do black history week**, realistically there shouldn't be the need to specifically have just a week for it: it **should naturally be included** in it."

Secondary School, West Midlands

"It represents me quite well, but I don't think it represents **some of my classmates** very well."

Secondary School, West Midlands

"Many of us are represented in some way, but not in others. The **more diversity in the curriculum, the better** represented we will feel."

Secondary School, Berkshire

"I am represented even though I am **Romanian** I see loads of Romanian books and things from Romania."

Primary School, London

"Even if the majority says yes, they are represented, you should still **pay attention to those who say that they are not being represented** by the curriculum."

Primary School, Greater London

"The curriculum is **beginning to represent us** more, but there are **plenty of things to improve** on and make people more aware of."

Secondary School, West Midlands

"My school and the curriculum do a lot to **represent different backgrounds**."

Secondary School, Greater London

"I am a straight white person, so it represents me, but I recognise **people who don't fit those boxes may not learn about people similar** to themselves."

Secondary School, West Midlands

"The curriculum teaches me about a **wide range of people**."

Primary School, Essex

"I am a white female from Spain. **White people are definitely represented** in history, arts, literature, geography and any other subjects. **As a female, I am glad to say that we are being included more** in curriculums and talked about in school. However, **I am also part of the LGBTQ+ community I do not see us represented**, especially in history."

Secondary 16+, Surrey



Be informed.



Be curious.



Be heard.



"Instead of just learning about slavery, I would rather **be learning about ethnic minority inventors, scientists and activists.**"

Secondary School, West Midlands

"From the **lack of LGBTQ+ history** to the complete **absence of modern racism** and oppression, our curriculum does not educate us on the continuation of oppression after the 1950s."

Secondary School, West Midlands

"We only do black or white history, **nothing in between.**"

Secondary School, West Midlands

"The curriculum doesn't represent me much because I am Asian and **we do not learn about Asian history**, only about history of English people and sometimes I feel as though **my ethnicity is being portrayed negatively at times.**"

Secondary School, West Midlands

"Our curriculum **doesn't represent different races, stories, identities or genders in very positive lights**, and I feel we should be learning more about these things. This would be helpful because it **would help to battle racism or any other discrimination.**"

Secondary School, West Yorkshire

"We do represent each other's religions during diversity week, but I think we could do this **more often, not just once a year.**"

Primary School, Greater London

"I'm not religious and at school we study a great deal about various religions, but we have **never discussed or learnt about people who are agnostic, atheist or humanist.**"

Primary School, Surrey

"I **cannot give you examples of how the curriculum represents me, a young black woman**, and so in that case it simply does not. There is a **lack of representation for black women** in schools and that is unfortunate."

Secondary 16+, Surrey

"My **friends** are represented but **I'm not.**"

Primary School, Greater London



Be informed.



Be curious.



Be heard.