



Would you want to be a politician right now?

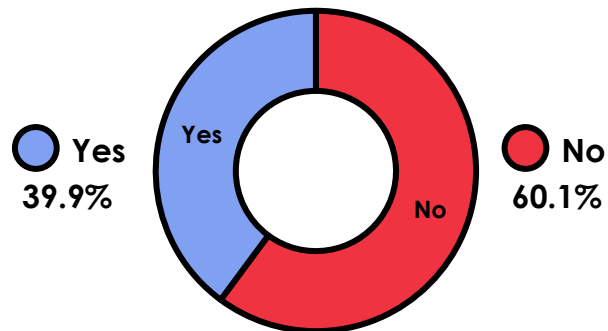
(Primary, Secondary & College)
30th October – 6th November 2020

As part of Parliament Week 2020 we asked pupils and students across Primary, Secondary and College: "Would you want to be a politician right now?".

Grand Total

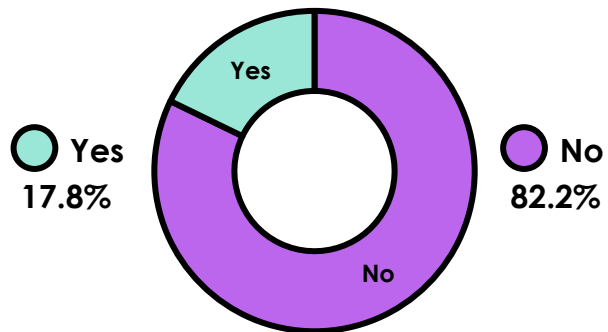
Primary:

Yes 39.87%
No 60.13%



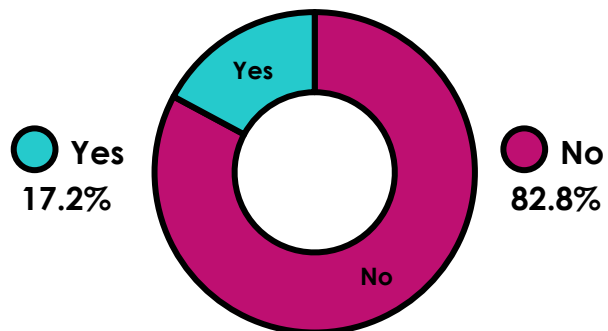
Secondary:

Yes 17.81%
No 82.19%



Secondary 16+ & College:

Yes 17.16%
No 82.84%



Be informed.



Be curious.

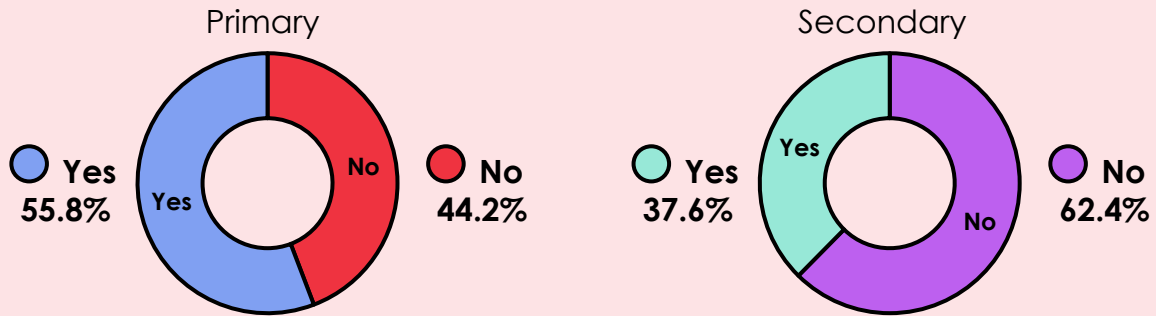


Be heard.

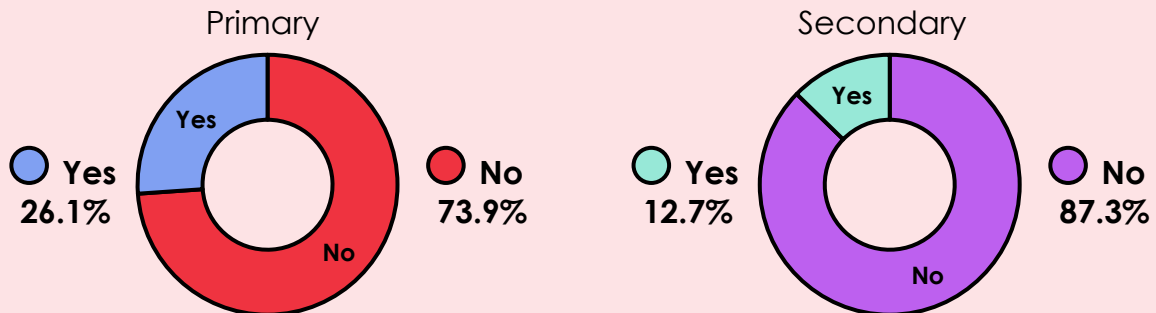


In 2019, students have been given two **VoteTopics related politicians and world leaders.**

In November 2019, during the week of **01st – 08th Nov 2019**, we asked **Primary pupils** and **Secondary students** “**Are young people interested in politics?**”. For this VoteTopic Primary pupils were almost split down the middle with a tendency towards Yes, while Secondary students leaned more towards No.



In September 2019, during the week of **06th – 13th Sep 2019** we asked **Primary and Secondary** students “**Are world leaders listening to us?**”. Both, Primary pupils, and Secondary students agreed, with the majority voting No.



Gender

Primary:

	Yes	No
Female	38.58%	61.42%
Male	40.90%	59.10%
Diverse*	44.14%	55.86%

Secondary:

	Yes	No
Female	12.86%	87.14%
Male	22.18%	77.82%
Diverse*	20.84%	79.16%

*Votes collected as “Diverse” include students that identify as gender diverse, as well as students that wish not to disclose or were not able to specify their gender.



Be informed.



Be curious.



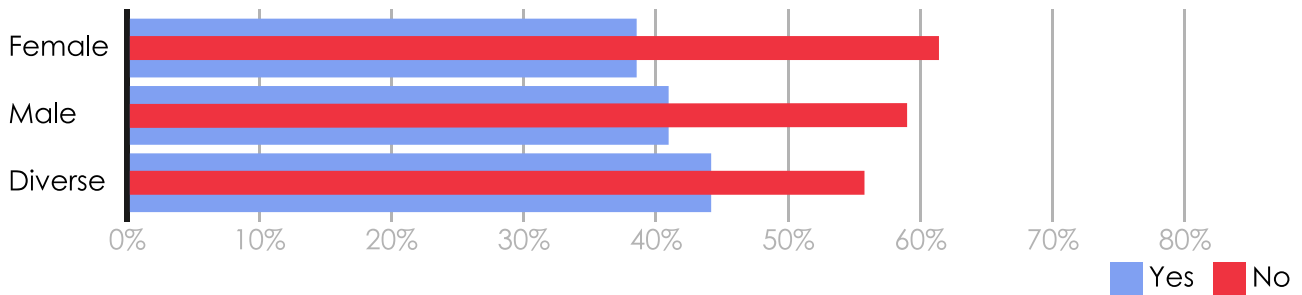
Be heard.



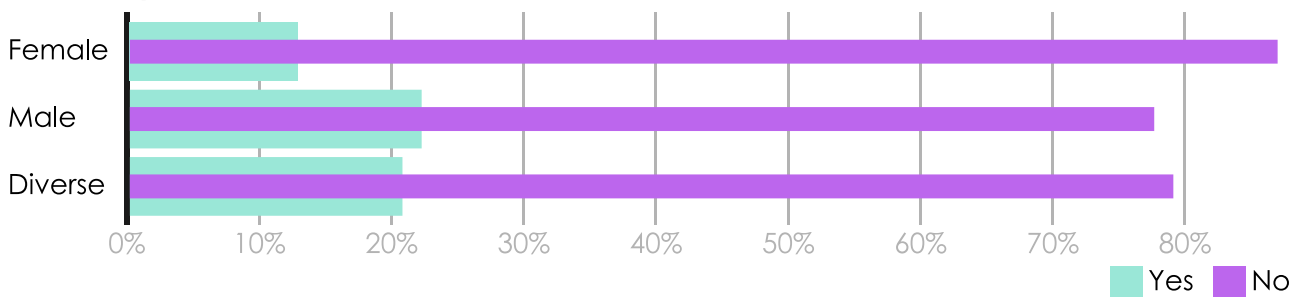
Secondary 16+ & College:

	Yes	No
Female	16.62%	83.38%
Male	18.85%	81.15%
Diverse*	16.58%	83.42%

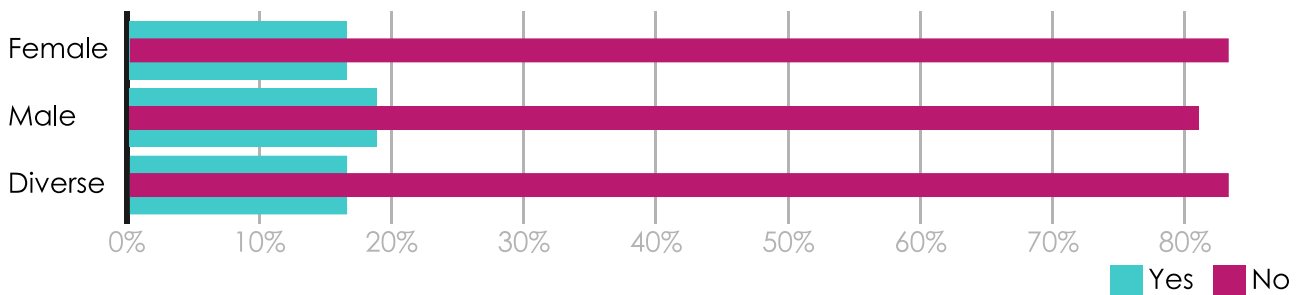
Primary



Secondary



Secondary 16+ & College



When asked “Would you want to be a politician right now?”, both in Primary schools and Secondary schools, female voters had the biggest percentage of No votes. In **Primary schools 61.4% of female pupils** voted No, followed by **male pupils with 2.3% fewer** voting No and **diverse voters with 5.6% fewer** voting No, compared to female pupils.

In **Secondary schools 87.1% of female students** voted No. However, this was followed by **diverse students with 8% fewer** voting No and then **male voters, with 9.3% fewer** voting No, compared to female students.



Be informed.



Be curious.

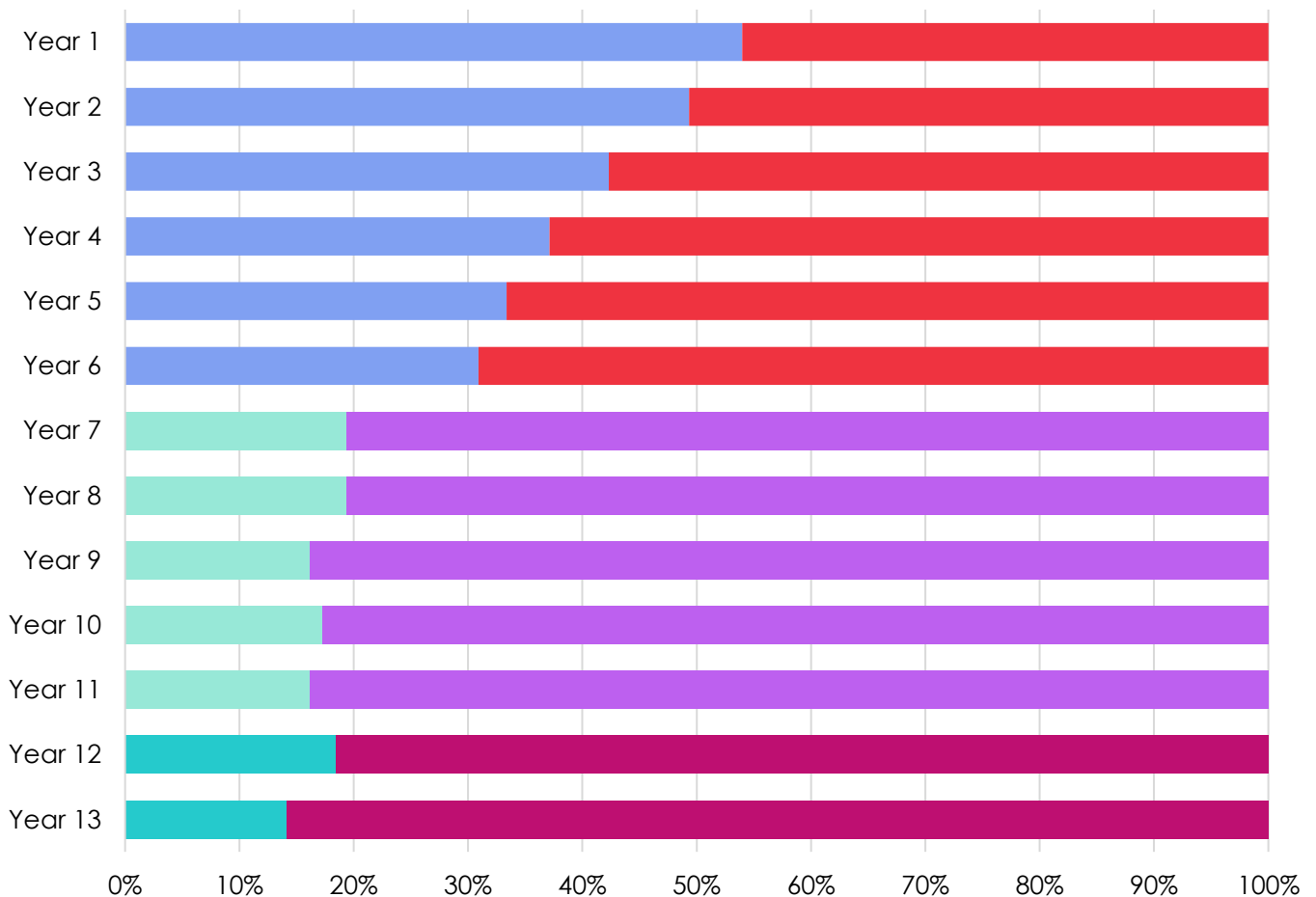


Be heard.



Age

Year Group	Yes	No
1	53.97%	46.03%
2	49.34%	50.66%
3	42.30%	57.70%
4	37.12%	62.88%
5	33.37%	66.63%
6	30.91%	69.09%
7	19.35%	80.65%
8	19.39%	80.61%
9	16.17%	83.83%
10	17.25%	82.75%
11	16.19%	83.81%
12	18.46%	81.54%
13	14.11%	85.89%



Be informed.



Be curious.



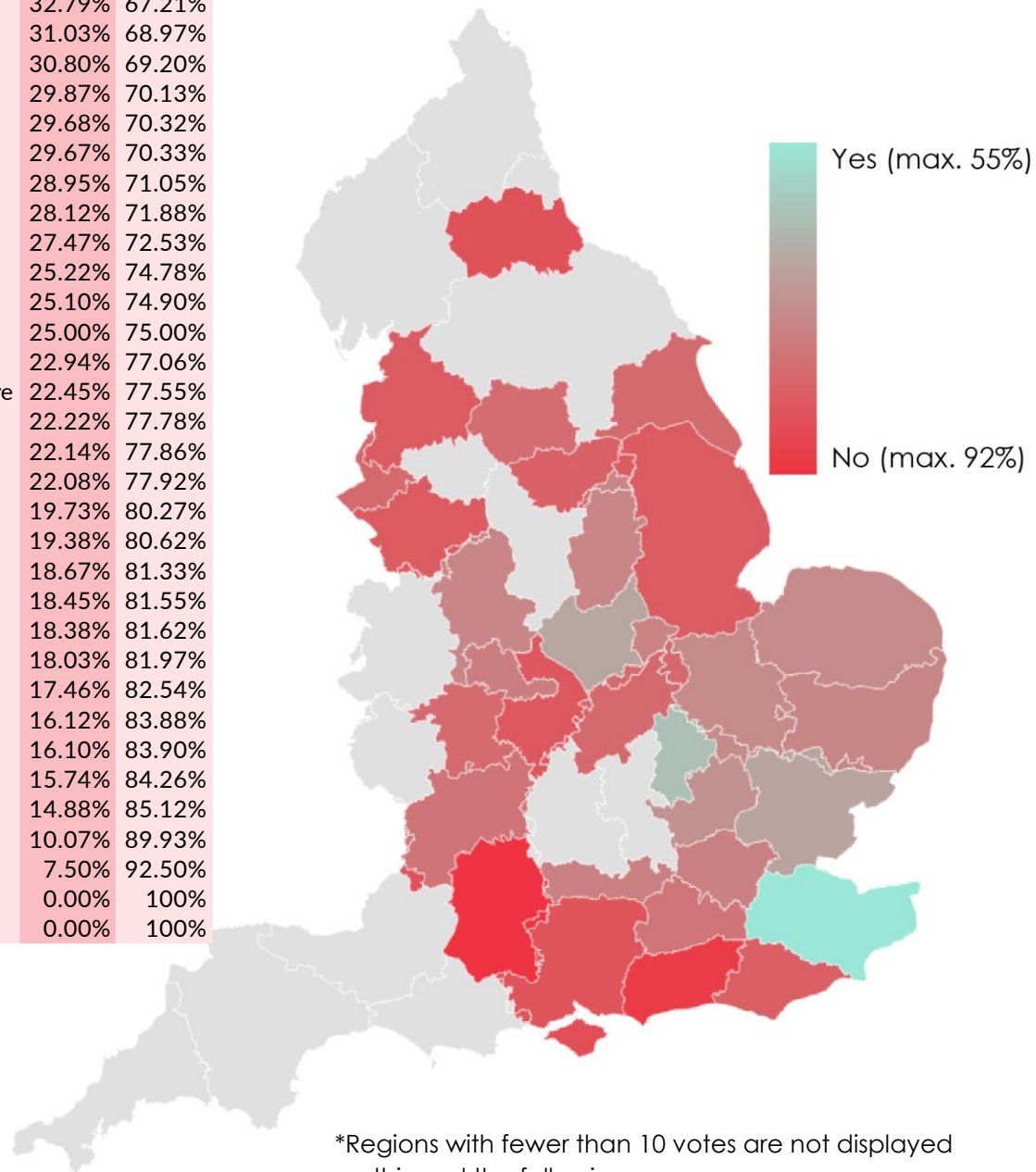
Be heard.



Location

Primary, Secondary & College:

	Yes	No
Oxfordshire	100%	0.00%
Kent	55.24%	44.76%
Bedfordshire	45.00%	55.00%
Greater London	43.29%	56.71%
Leicestershire	38.16%	61.84%
Essex	37.49%	62.51%
Hertfordshire	32.79%	67.21%
Cambridgeshire	31.03%	68.97%
Norfolk	30.80%	69.20%
Suffolk	29.87%	70.13%
Staffordshire	29.68%	70.32%
Nottinghamshire	29.67%	70.33%
Rutland	28.95%	71.05%
Berkshire	28.12%	71.88%
West Midlands	27.47%	72.53%
London	25.22%	74.78%
Surrey	25.10%	74.90%
Gloucestershire	25.00%	75.00%
West Yorkshire	22.94%	77.06%
East Riding of Yorkshire	22.45%	77.55%
Worcestershire	22.22%	77.78%
Merseyside	22.14%	77.86%
Northamptonshire	22.08%	77.92%
South Yorkshire	19.73%	80.27%
East Sussex	19.38%	80.62%
Lincolnshire	18.67%	81.33%
Lancashire	18.45%	81.55%
Cheshire	18.38%	81.62%
North Yorkshire	18.03%	81.97%
Warwickshire	17.46%	82.54%
Hampshire	16.12%	83.88%
Bristol	16.10%	83.90%
Durham	15.74%	84.26%
Isle of Wight	14.88%	85.12%
West Sussex	10.07%	89.93%
Wiltshire	7.50%	92.50%
Cleveland	0.00%	100%
Dorset	0.00%	100%



*Regions with fewer than 10 votes are not displayed on this and the following maps.



Be informed.



Be curious.



Be heard.

Demtech Ltd T/A: VotesforSchools
 CRN 09940208, registered in England and Wales
 33 Lowndes Street, London, SW1X 9HX
 Office Address: Unit LMLF 2.4, The Leather Market,
 Weston Street, London Bridge, SE1 3ER

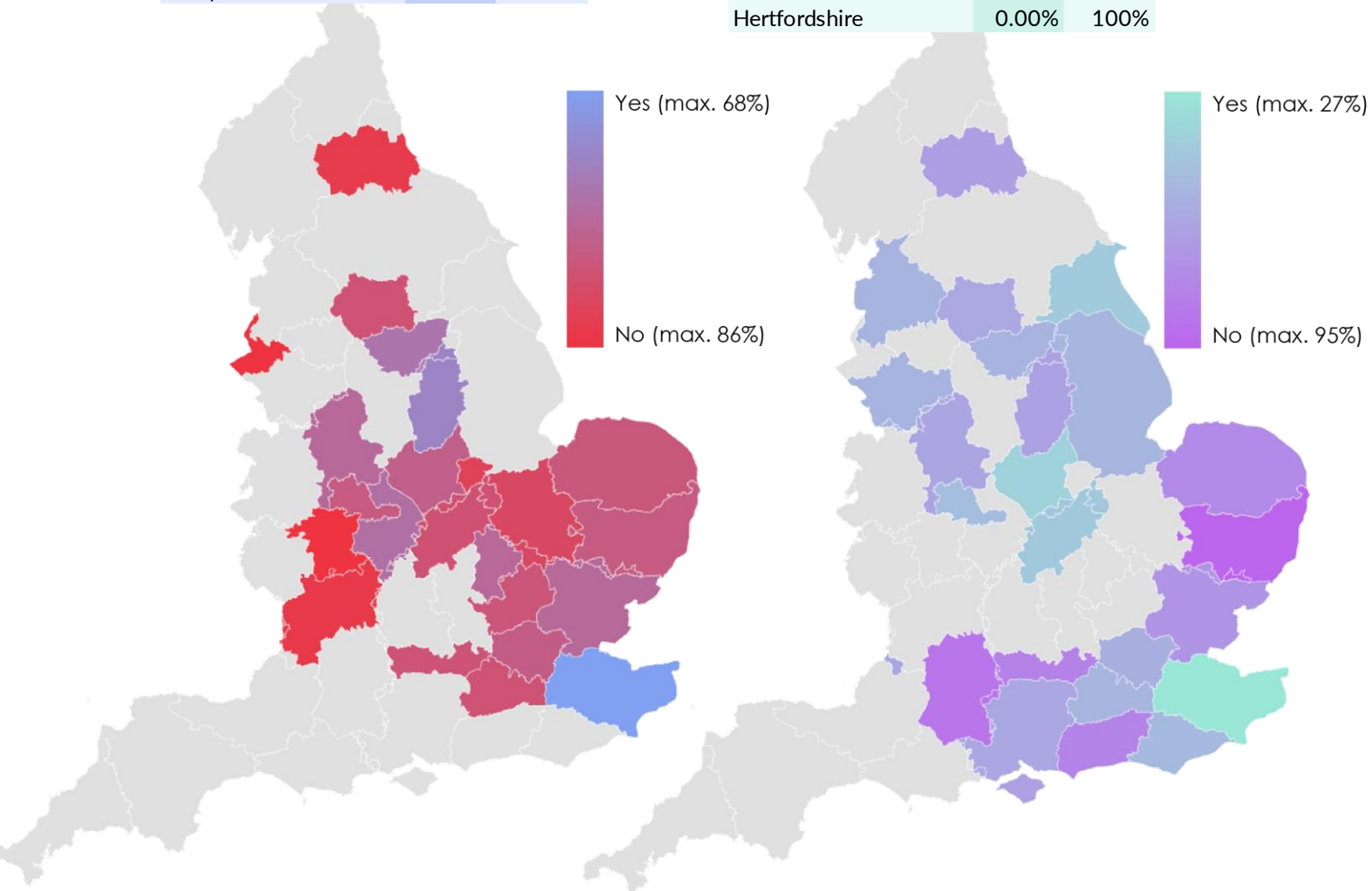


Primary:

	Yes	No
Oxfordshire	100%	0.00%
Kent	68.06%	31.94%
Nottinghamshire	56.25%	43.75%
South Yorkshire	50.00%	50.00%
Warwickshire	47.83%	52.17%
Staffordshire	45.21%	54.79%
Essex	45.12%	54.88%
Bedfordshire	45.00%	55.00%
Greater London	43.38%	56.62%
Leicestershire	41.01%	58.99%
Suffolk	39.29%	60.71%
West Midlands	0.3885	0.6115
Norfolk	37.93%	62.07%
London	37.92%	62.08%
Hertfordshire	37.04%	62.96%
Berkshire	36.23%	63.77%
Surrey	35.70%	64.30%
West Yorkshire	0.3548	0.6452
Northamptonshire	35.29%	64.71%
North Yorkshire	33.33%	66.67%
Cambridgeshire	31.03%	68.97%
Rutland	28.95%	71.05%
Durham	25.81%	74.19%
Gloucestershire	25.00%	75.00%
Worcestershire	0.2222	0.7778
Merseyside	22.14%	77.86%
Lincolnshire	14.29%	85.71%
East Sussex	0.00%	100%
Hampshire	0.00%	100%

Secondary:

	Yes	No
Kent	27.27%	72.73%
Leicestershire	23.68%	76.32%
East Riding of Yorkshire	22.45%	77.55%
Northamptonshire	21.83%	78.17%
West Midlands	19.88%	80.12%
East Sussex	19.45%	80.55%
Lincolnshire	18.74%	81.26%
Surrey	18.62%	81.38%
Lancashire	18.45%	81.55%
Cheshire	18.38%	81.62%
South Yorkshire	18.13%	81.87%
North Yorkshire	17.98%	82.02%
London	17.64%	82.36%
West Yorkshire	16.33%	83.67%
Hampshire	16.15%	83.85%
Bristol	16.13%	83.87%
Staffordshire	15.85%	84.15%
Nottinghamshire	15.25%	84.75%
Isle of Wight	14.88%	85.12%
Durham	14.68%	85.32%
Essex	12.71%	87.29%
Norfolk	11.11%	88.89%
West Sussex	10.07%	89.93%
Berkshire	9.70%	90.30%
Wiltshire	7.50%	92.50%
Suffolk	4.76%	95.24%
Cleveland	0.00%	100%
Dorset	0.00%	100%
Greater London	0.00%	100%
Hertfordshire	0.00%	100%





Students' Comments:

"It would be excellent to be a politician to **help people**, especially now at hard times with a second wave and a rise in cases."

Secondary School, West Midlands

"I could **make decisions or contribute towards decisions** that I believe and share ideas with. **Everyone deserves a voice**, and everyone's opinions are important, but it is **hard to be noticed** as a general member of the public. So being a politician means that your views will be heard and put into consideration. As well as being able to **lead by example** and be a leader."

Secondary School, West Midlands

"If I was a politician, I could **make people care for the environment.**"

Secondary School, West Midlands

"You make **necessary decisions** to make your country better."

Primary School, Essex

"I would like to **help people.**"

Primary School, Oxfordshire

"I love the idea that **by using my voice I am making a positive impact** on people's lives. However, I do feel that **being part of a BAME group and also being female**, would have an impact on my experience greatly as I feel that we are **very underrepresented**. Whilst this would present to be an issue, I would love the opportunity to **add diversity to parliament** whilst helping the country."

Secondary School, West Sussex

"I think a lot of **young people understand the current situation** more, and we could **spark real change** and get things sorted!"

Secondary School, West Midlands

"I would like to be a politician to **make the world a better place**. I would make rules to help **keep people healthy and safe.**"

Primary School, Essex

"I would like to make this country **better for people and the environment.**"

Primary School, Essex



Be informed.



Be curious.



Be heard.



"Being a politician during these times would be **very difficult**. People would **mock you, protest against you** and you would just have to deal with it. Your **words can be twisted** through social media and your choices in your personal life could result in many problems."

Secondary School, West Midlands

"There is **a lot going on in the world** right now and these things are extremely **hard to deal with**."

Secondary School, West Midlands

"As a POC I feel **as if parliament were more diverse**, more young people like me would aspire to be a politician."

Secondary School, West Sussex

"I wouldn't want the **responsibility** as I would probably **turn people against me** if they didn't agree with my decisions."

Primary School, West Midlands

"I am not good at **speaking in front of people**."

Primary School, Hertfordshire

"Even though I feel I have many views to share and good ideas, I **don't think I could take all the backlash and heat** a politician gets."

Secondary School, West Midlands

"Politicians have a **very difficult job at the moment** because they are having to make **very important decisions**. Then whatever decision they make **will be hated and mocked** by someone who disagrees in the public."

Secondary School, West Midlands

"**Listen to the younger generation**, the ones you're apparently setting the world up to be. Because of the way you're running the country I don't want to be a politician. **Be better and listen**."

Secondary School, West Sussex

"It would be **difficult to manage people** with this virus around."

Primary School, Essex

"I am really **shy to talk to dozens of people**, so I don't want to have that job."

Primary School, Hertfordshire



Be informed.



Be curious.



Be heard.