



Have we forgotten about the environment this year?
(Primary, Secondary & College)
09th – 16th October 2020

Question Primary & Secondary:

“Have we forgotten about the environment this year?”

Question Secondary 16+ & College:

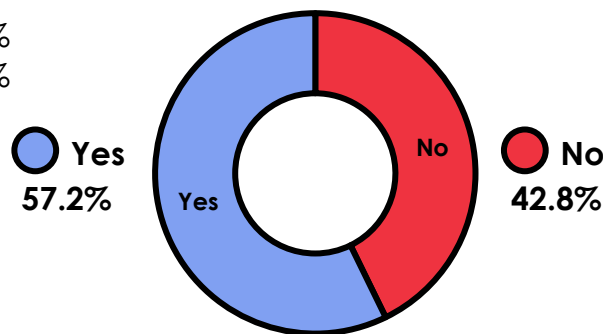
“Has the environment been overlooked this year?”

Grand Total

Primary:

Yes 57.24%

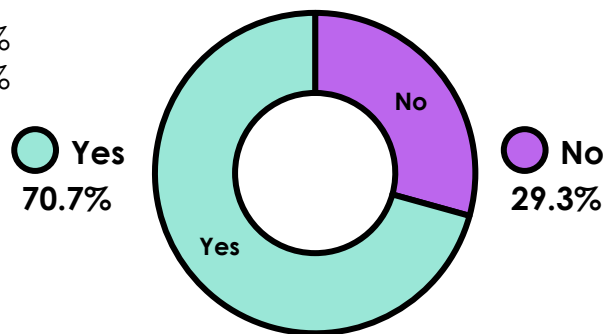
No 42.76%



Secondary:

Yes 70.70%

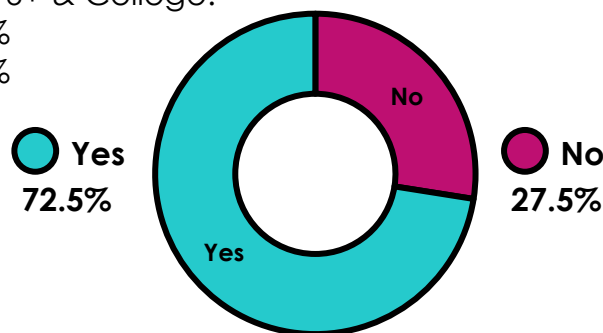
No 29.30%



Secondary 16+ & College:

Yes 72.50%

No 27.50%



Be informed.



Be curious.

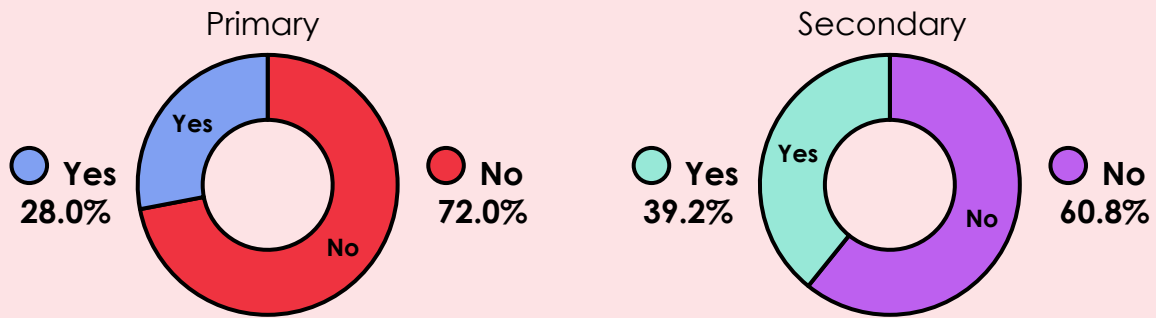


Be heard.

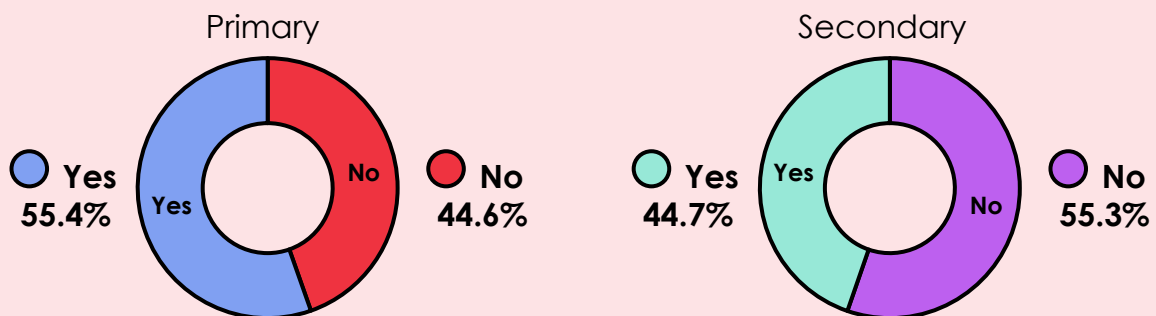


In the past years, students have been given **several VoteTopics related to the environment and climate change** to vote on.

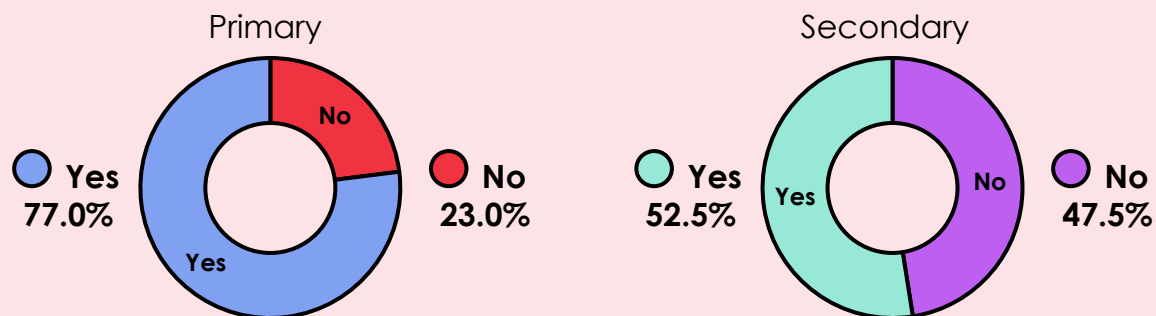
Previously, during the week of **29th May – 05th Jun 2020**, we asked **Primary pupils “Should we shut down zoos?”** and **Secondary students “Could animal documentaries replace zoos?”**. For this VoteTopic most of our voters said No, animal documentaries could not replace zoos.



In **April 2019** we asked **Primary and Secondary** students **“Is it fair to shut down a city over climate change?”**. Most Primary pupils voted Yes, while the majority of Secondary students went in the opposite direction.



In **September 2018** we asked **Primary pupils “Should we give half of Earth to wildlife?”** and **Secondary students “Should half of Earth be set aside for wildlife?”**. The majority of Primary pupils and Secondary students both voted Yes, half of Earth should be set aside for wildlife.



Be informed.



Be curious.

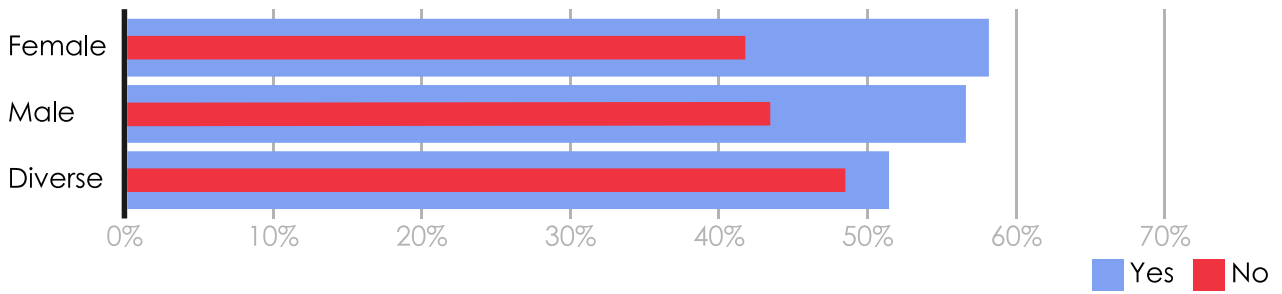


Be heard.

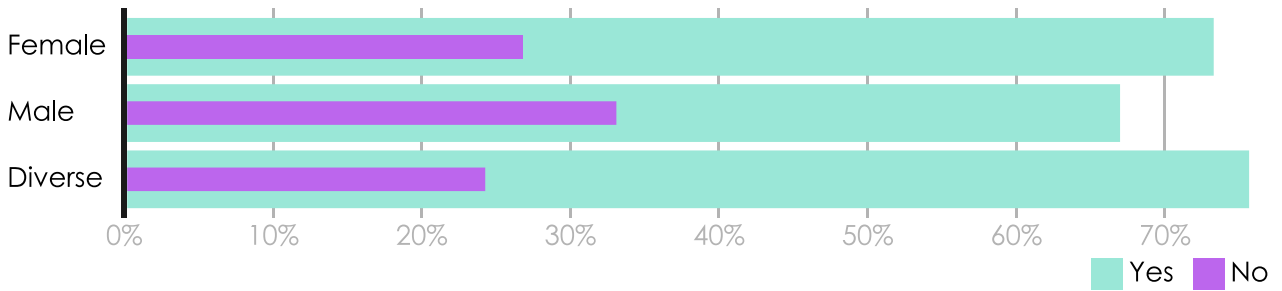


Gender

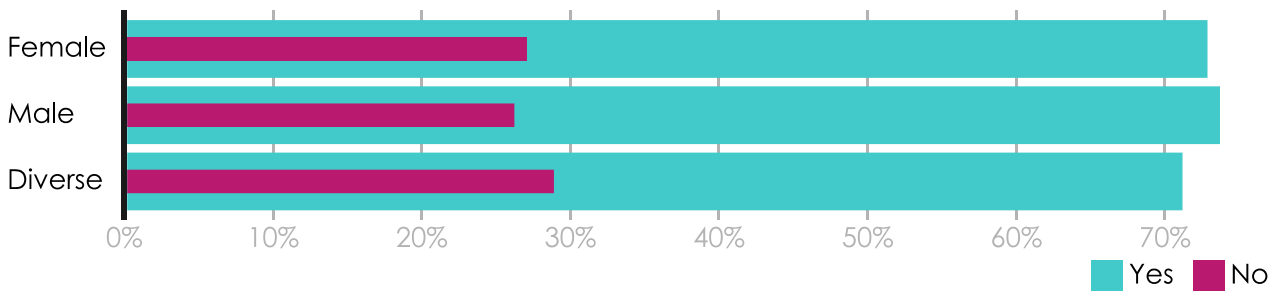
Primary



Secondary



Secondary 16+ & College



Primary:

	Yes	No
Female	58.19%	41.81%
Male	56.60%	43.40%
Diverse*	51.45%	48.55%

Secondary:

	Yes	No
Female	73.27%	26.73%
Male	66.96%	33.04%
Diverse*	75.72%	24.28%

Secondary 16+ & College:

	Yes	No
Female	72.93%	27.07%
Male	73.72%	26.28%
Diverse*	71.17%	28.83%

Both in Primary and Secondary schools, **female voters had a bigger percentage of Yes votes**, compared with male students. In **Primary Schools, 1.6% more females voted Yes** compared to male pupils and in **Secondary schools 6.31% more female students voted Yes**, compared to male voters. However, in **Secondary schools Diverse students had the biggest percentage of Yes votes**, with 75.7% voting Yes, 2.4% more than female students. In **Primary schools, Diverse pupils had the smallest percentage of Yes votes**, with 5.1% fewer voting Yes, compared to male voters.

*Votes collected as "Diverse" include students that identify as gender diverse, as well as students that wish not to disclose or were not able to specify their gender.



Be informed.



Be curious.

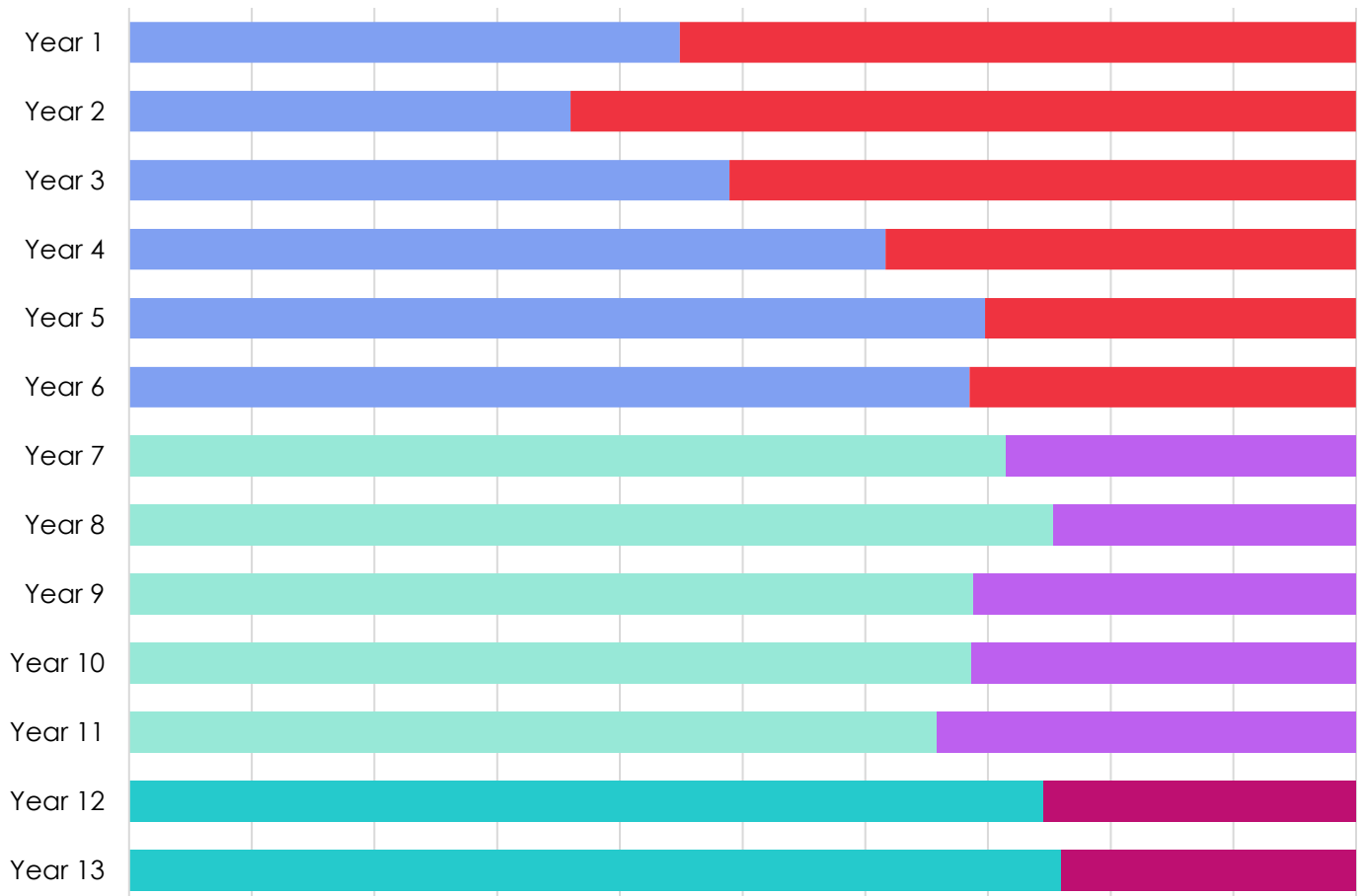


Be heard.



Age

Year Group	Yes	No
1	44.89%	55.11%
2	35.98%	64.02%
3	48.94%	51.06%
4	61.66%	38.34%
5	69.75%	30.25%
6	68.51%	31.49%
7	71.45%	28.55%
8	75.31%	24.69%
9	68.86%	31.14%
10	68.65%	31.35%
11	65.85%	34.15%
12	74.54%	25.46%
13	76.00%	24.00%



Be informed.



Be curious.



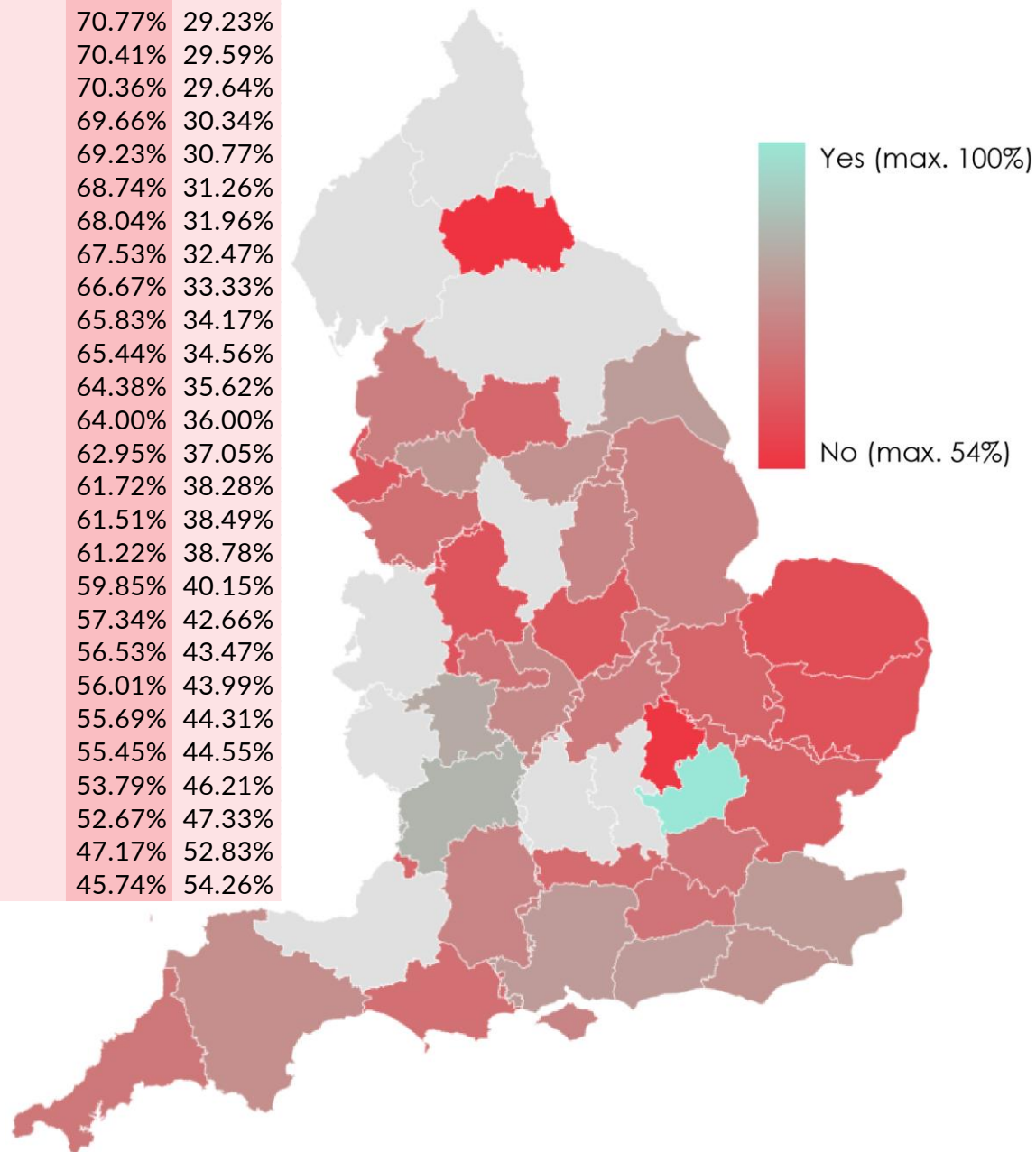
Be heard.



Location

Primary, Secondary & College Total:

	Yes	No
Hertfordshire	100%	0.00%
Gloucestershire	84.91%	15.09%
Worcestershire	81.82%	18.18%
East Riding of Yorkshire	77.60%	22.40%
West Sussex	77.21%	22.79%
Hampshire	77.21%	22.79%
Kent	77.03%	22.97%
Greater Manchester	75.70%	24.30%
East Sussex	74.89%	25.11%
South Yorkshire	74.41%	25.59%
Devon	73.33%	26.67%
Warwickshire	72.03%	27.97%
Nottinghamshire	70.77%	29.23%
Wiltshire	70.41%	29.59%
Isle of Wight	70.36%	29.64%
Lincolnshire	69.66%	30.34%
Rutland	69.23%	30.77%
Lancashire	68.74%	31.26%
London	68.04%	31.96%
Northamptonshire	67.53%	32.47%
Cornwall	66.67%	33.33%
West Midlands	65.83%	34.17%
Surrey	65.44%	34.56%
Cheshire	64.38%	35.62%
Dorset	64.00%	36.00%
Berkshire	62.95%	37.05%
Bristol	61.72%	38.28%
West Yorkshire	61.51%	38.49%
Cambridgeshire	61.22%	38.78%
Essex	59.85%	40.15%
Leicestershire	57.34%	42.66%
Merseyside	56.53%	43.47%
Staffordshire	56.01%	43.99%
Greater London	55.69%	44.31%
Suffolk	55.45%	44.55%
Norfolk	53.79%	46.21%
North Yorkshire	52.67%	47.33%
Bedfordshire	47.17%	52.83%
Durham	45.74%	54.26%



Be informed.



Be curious.



Be heard.

CRN 09940208, registered in England and Wales
33 Lowndes Street, London, SW1X 9HX
Office Address: Unit LMLF 2.4, The Leather Market,
Weston Street, London Bridge, SE1 3ER

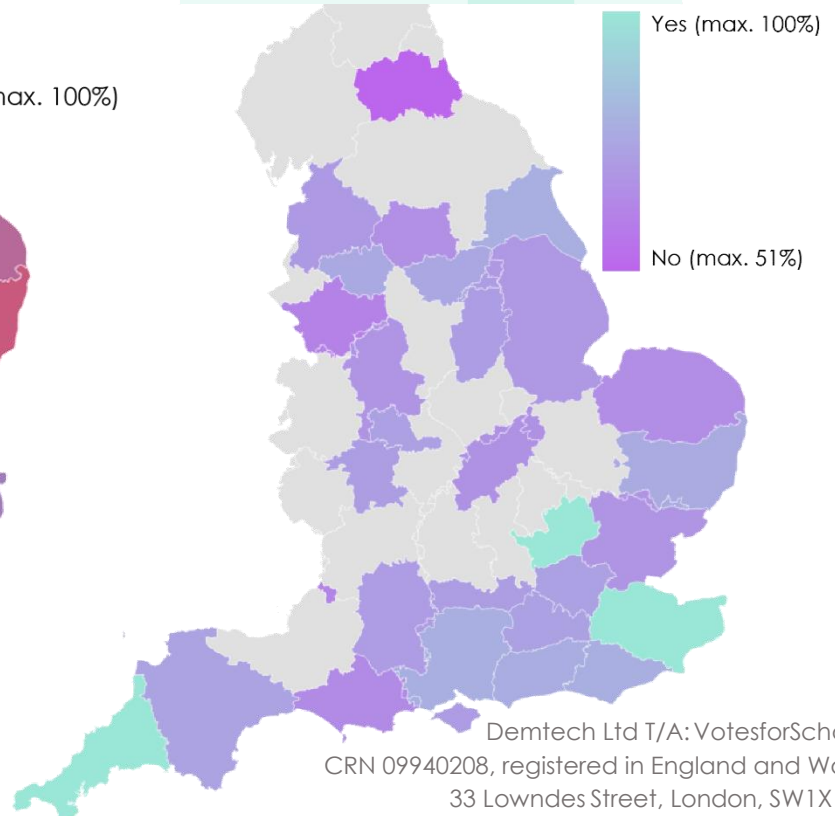
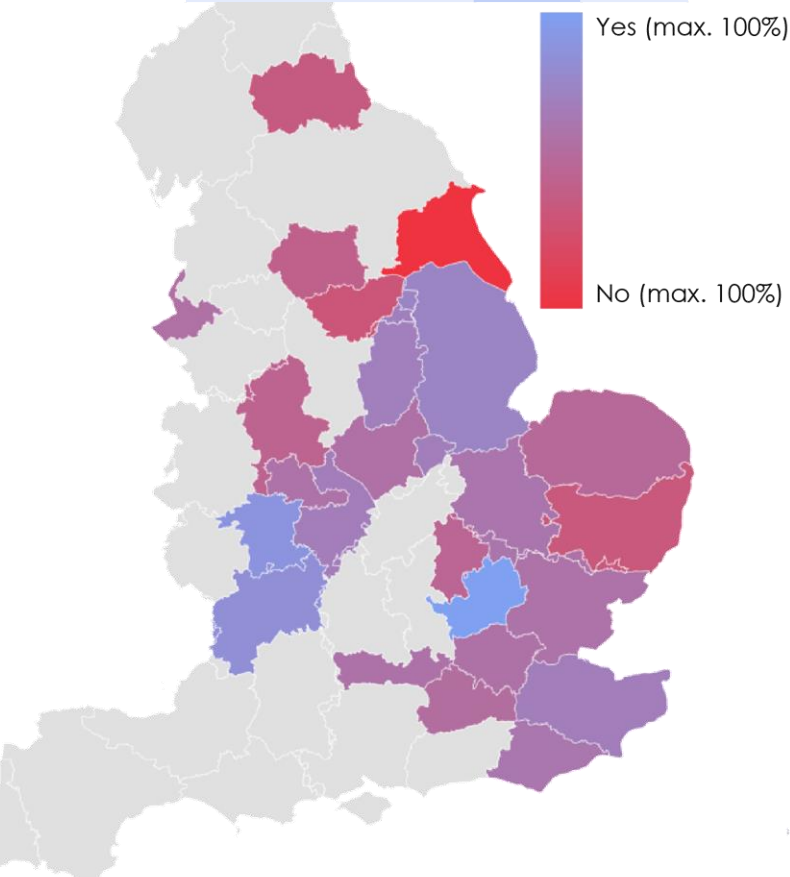


Primary:

	Yes	No
Hertfordshire	100%	0.00%
Worcestershire	89.29%	10.71%
Gloucestershire	84.91%	15.09%
Lincolnshire	75.00%	25.00%
Nottinghamshire	70.37%	29.63%
Rutland	69.23%	30.77%
Kent	69.09%	30.91%
Warwickshire	68.52%	31.48%
East Sussex	62.38%	37.62%
Cambridgeshire	61.22%	38.78%
London	59.58%	40.42%
Berkshire	59.03%	40.97%
West Midlands	58.55%	41.45%
Essex	58.29%	41.71%
Leicestershire	57.34%	42.66%
Merseyside	56.53%	43.47%
Greater London	55.61%	44.39%
Surrey	53.98%	46.02%
Norfolk	50.00%	50.00%
Bedfordshire	47.17%	52.83%
Staffordshire	45.22%	54.78%
West Yorkshire	42.48%	57.52%
Durham	37.04%	62.96%
Suffolk	34.55%	65.45%
South Yorkshire	32.00%	68.00%
East Riding of Yorkshire	0.00%	100%

Secondary:

	Yes	No
Cornwall	100%	0.00%
Greater London	100%	0.00%
Hertfordshire	100%	0.00%
Kent	100%	0.00%
East Sussex	78.10%	21.90%
Hampshire	77.87%	22.13%
East Riding of Yorkshire	77.78%	22.22%
West Sussex	77.21%	22.79%
Suffolk	76.36%	23.64%
Greater Manchester	75.70%	24.30%
South Yorkshire	74.86%	25.14%
Devon	73.33%	26.67%
Surrey	72.77%	27.23%
London	72.64%	27.36%
West Midlands	72.31%	27.69%
Worcestershire	71.43%	28.57%
Berkshire	71.30%	28.70%
Nottinghamshire	71.05%	28.95%
Wiltshire	70.41%	29.59%
Isle of Wight	70.36%	29.64%
Lancashire	69.64%	30.36%
Lincolnshire	69.12%	30.88%
Staffordshire	67.77%	32.23%
Essex	67.63%	32.37%
Northamptonshire	66.70%	33.30%
West Yorkshire	65.72%	34.28%
Norfolk	64.91%	35.09%
Dorset	63.64%	36.36%
Bristol	61.54%	38.46%
Cheshire	60.10%	39.90%
North Yorkshire	52.67%	47.33%
Durham	49.25%	50.75%



Be informed.



Be curious.



Be heard.



Students' Comments

"If we don't do anything about the environment, we will reach a **point of no return**. COVID is important, but this is **an irreversible change** that is happening soon. If we don't give it our attention now, we **will regret it!**"

Secondary School, Dorset

"We have been focusing a lot on **getting back to normal** more than how we would **affect the environment.**"

Secondary School, West Midlands

"With COVID-19, BLM and other protests, the **environment has just become lost** in it all, and **people are becoming more and more careless** about the environment to protect themselves from COVID-19."

Secondary School, Berkshire

"People have been using lots of **disposable masks** and have been getting lots of **takeaways**. They have also been **buying things online**, which have cardboard packaging, and **not everyone is recycling**. When we do go to places, we use cars, so the **air is becoming more and more polluted.**"

Secondary School, West Midlands

"The coronavirus pandemic has **taken over the news** and the **fight against climate change and global warming has sharply decreased.**"

Secondary School, West Midlands

"People are **using cars** instead because they think it is a safer way to travel and that **pollutes our planet.**"

Primary School, Essex

"Everywhere you go there are **masks and gloves on the floor.**"

Primary School, Essex

"We have been in a pandemic, but it is still **not acceptable to continue damaging our home.**"

Primary School, Greater London

"Coronavirus has **distracted everyone** from the **greatest issue at hand**. This alongside the **increased use of single-use plastics** has had a definite negative effect on the environment."

College, East Sussex



Be informed.



Be curious.



Be heard.



"This year has really opened our eyes and **shown us how beautiful our world is**. Having **more time to enjoy it** and be in nature really lets us appreciate it more."

Secondary School, West Midlands

"It **hasn't been as important** as the other worldly topics this year, but it has not been forgotten. People still **strive to keep the environment safe**."

Secondary School, Lancashire

"We may have given less thought to the environment due to the chaos and uncertainty that covid-19 has bought us however lockdown has given the world **time to recover** a little and has made humans **realise that we can live without cars and pollution**. Moreover, we have had **time to appreciate how beautiful and special the world is** and understand just how important it is to save it."

Secondary School, West Midlands

"People still remember the danger; they just are **preoccupied**."

Secondary School, Devon

"Not many planes are flying and **not much carbon emissions** are being let into the atmosphere. Climate change is still a problem, but **we have helped the world** a lot more than ever before this year!"

Primary School, East Sussex

"Although there has been a global pandemic, there has still been **reports from the news** which has made us **think about the environment**."

Secondary School, Berkshire

"I don't think that we have forgotten about the environment this year, it just **wasn't the main focus** due to corona and people's safety."

Primary School, East Sussex

"Coronavirus has **positively impacted the environment** and has partially **reversed effects** of climate change. People have been **documenting changes** in the environment (dolphins in Venice for example) so I don't think the environment has been overlooked this year."

College, East Sussex



Be informed.



Be curious.



Be heard.