



Was good news overlooked in 2020?

01st – 08th January 2021

Sample of 9,377 voters

If you want more information of the exact split of the sample size across the different categories below, please contact us at lara@votesforschools.com.

Question Primary Key Stage 1 (KS1):

“Did we miss a lot of good news in 2020?”

Question Primary Key Stage 2 (KS2):

“Was good news overlooked in 2020?”

Question Secondary:

“Was good news overlooked in 2020?”

Question Secondary 16+ & College:

“Was good news highlighted enough in 2020?”

This VoteTopic was discussed by voters the first week back in 2021 when the Government announced a 2nd national lockdown and school closures.

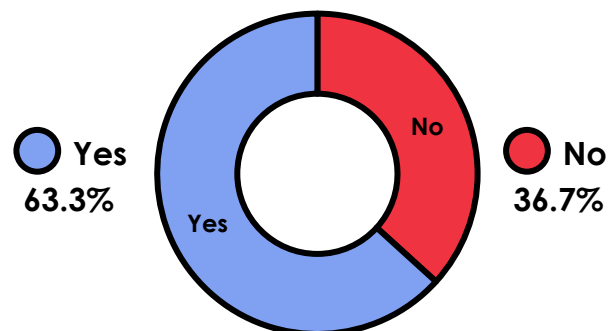
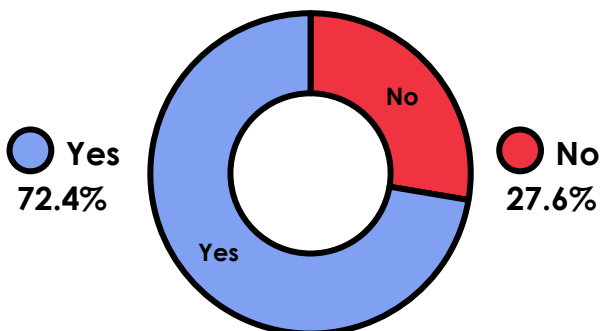
Grand Total

Primary KS1: “Did we miss a lot of good news in 2020?”

Yes 72.35%
No 27.65%

Primary KS2: “Was good news overlooked in 2020?”

Yes 63.26%
No 36.74%



Be informed.



Be curious.

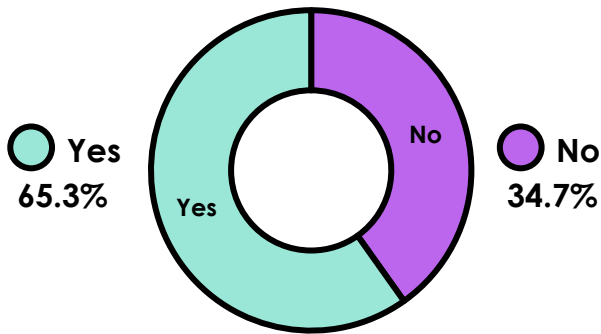


Be heard.



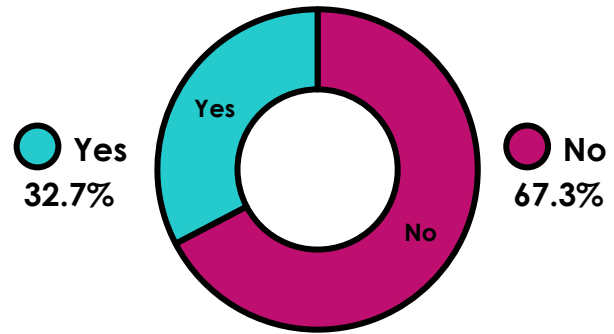
Secondary:
"Was good news overlooked in 2020?"

Yes 65.25%
No 34.75%



Secondary 16+ & College: "Was good news highlighted enough in 2020?"

Yes 32.66%
No 67.34%



Gender

Primary KS1: "Did we miss a lot of good news in 2020?"

	Yes	No
Female	75.58%	24.42%
Male	70.85%	29.15%
Diverse*	63.83%	36.17%

Primary KS2: "Was good news overlooked in 2020?"

	Yes	No
Female	64.53%	35.47%
Male	61.26%	38.74%
Diverse*	72.00%	28.00%

Secondary: "Was good news overlooked in 2020?"

	Yes	No
Female	66.05%	33.95%
Male	64.89%	35.11%
Diverse*	62.48%	37.52%

16+ & College: "Was good news highlighted enough in 2020?"

	Yes	No
Female	45.26%	54.74%
Male	42.28%	57.72%
Diverse*	23.95%	76.05%

*Votes collected as "Diverse" include students that identify as gender diverse, as well as students that wish not to disclose or were not able to specify their gender.



Be informed.



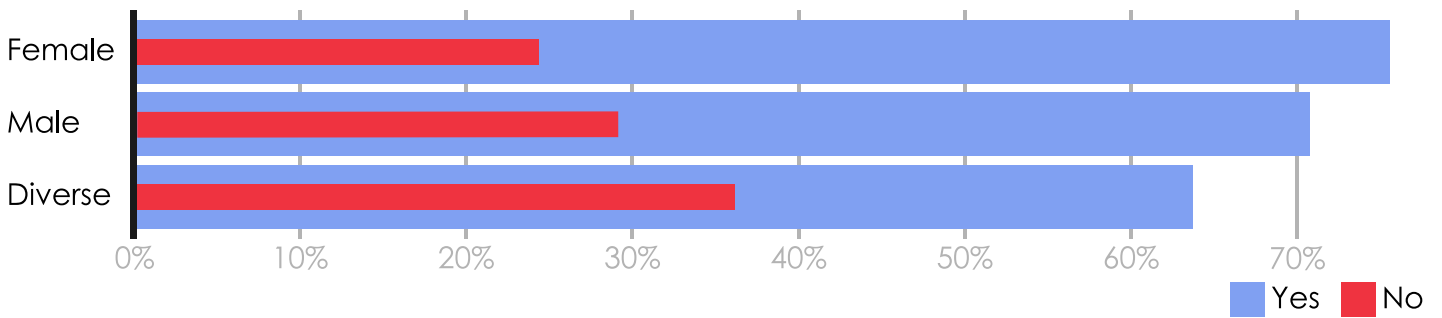
Be curious.



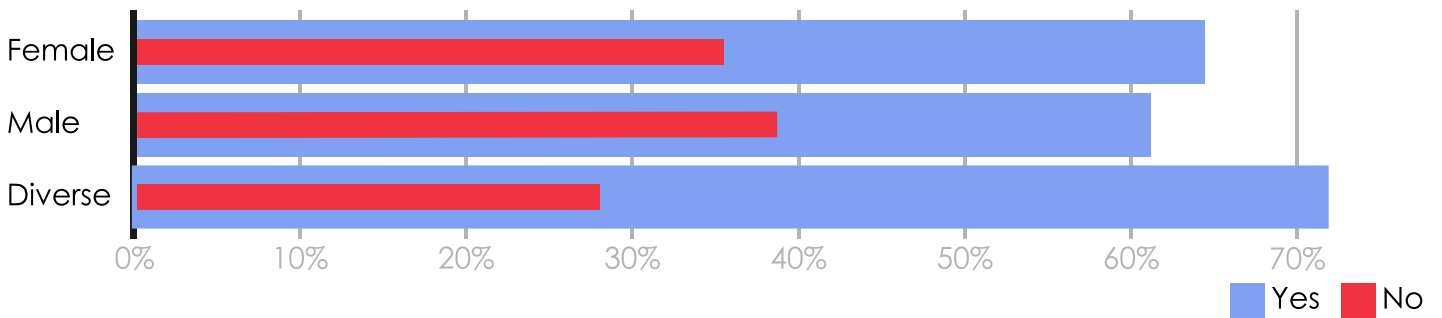
Be heard.



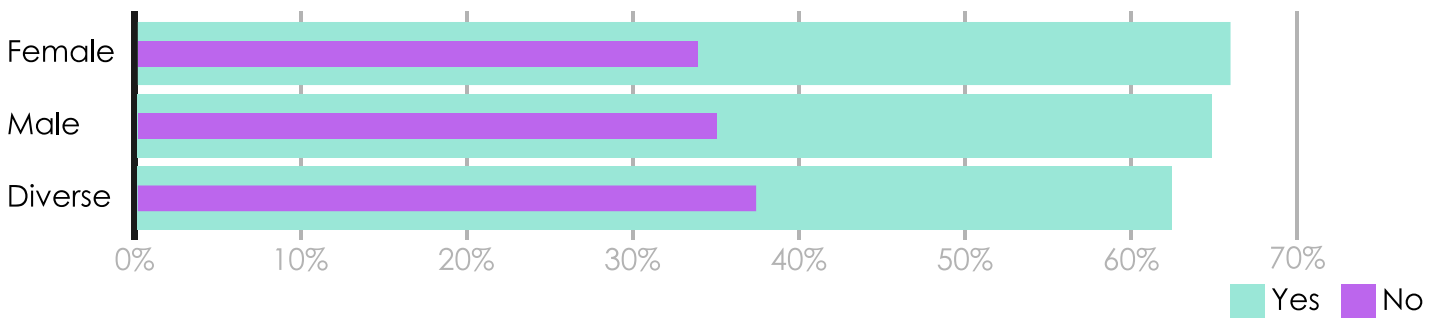
Primary KS1: "Did we miss a lot of good news in 2020?"



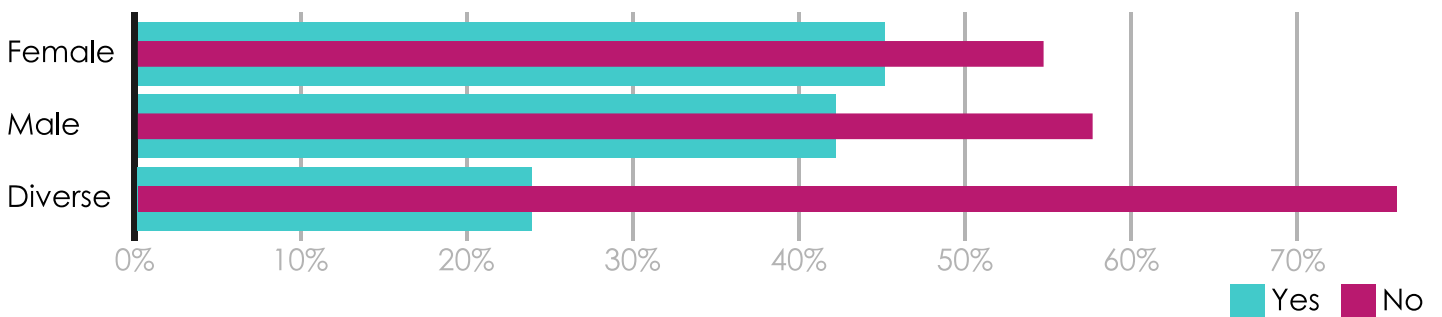
Primary KS2: "Was good news overlooked in 2020?"



Secondary: "Was good news overlooked in 2020?"



Secondary 16+ & College: "Was good news highlighted enough in 2020?"



When **Secondary students** were asked "Was good news overlooked in 2020?" and **Primary KS1 pupils** discussed "Did we miss a lot of good news in 2020?", in both cases **female students represented the biggest percentage of Yes votes** with **75.6% of female KS1 pupils** and **66.1% of female Secondary students** voting Yes. In both cases this was **followed by male students** with **4.7% fewer male KS1 pupils** and **1.2% fewer male Secondary students** voting Yes, compared to female voters. In comparison, **diverse voters had the smallest portion of Yes votes**, with **11.7% fewer diverse KS1 pupils** and **3.6%**



Be informed.



Be curious.



Be heard.

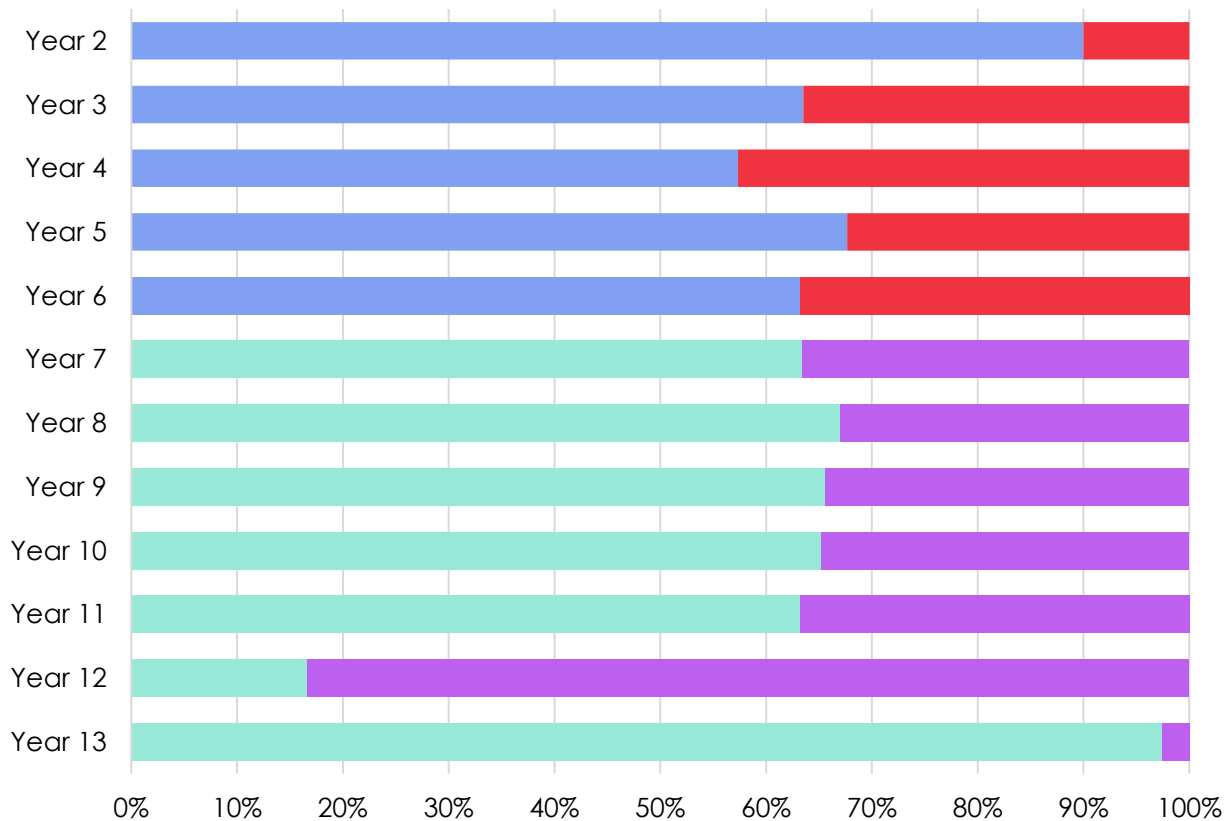


fewer diverse Secondary students voting Yes, compared to female voters. Primary KS2 pupils were asked the same question as Secondary students with “Was good news overlooked in 2020?”. Similar to Secondary voters, **in KS2 fewer male pupils voted Yes, compared to female** pupils with a 3.3% difference. However, in this case **diverse KS2 pupils had the biggest percentage of Yes votes** with 72%, which put them 7.5% above female voters.

Age

Primary KS2 & Secondary: “Was good news overlooked in 2020?”

Year Group	Yes	No
Year 2	90.00%	10.00%
Year 3	63.51%	36.49%
Year 4	57.36%	42.64%
Year 5	67.67%	32.33%
Year 6	63.22%	36.78%
Year 7	63.43%	36.57%
Year 8	67.02%	32.98%
Year 9	65.63%	34.37%
Year 10	65.22%	34.78%
Year 11	63.21%	36.79%
Year 12	16.67%	83.33%
Year 13	97.44%	2.56%
Parent/Caregiver	100%	0.00%



Be informed.



Be curious.

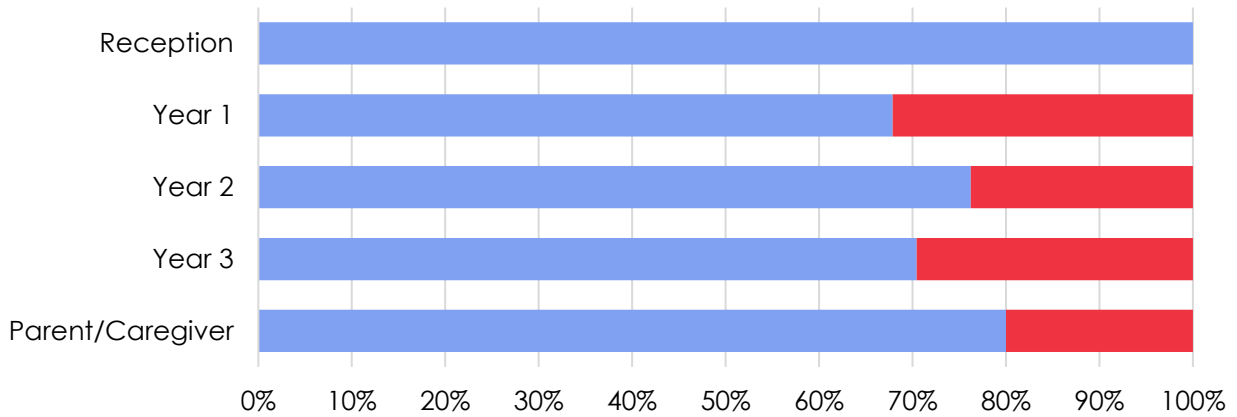


Be heard.



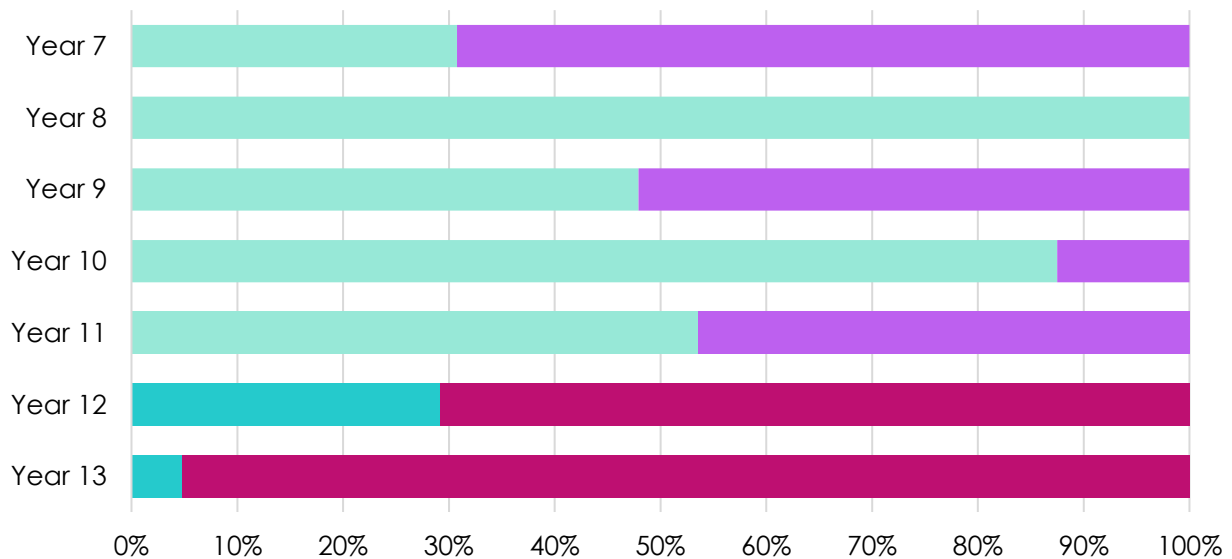
Primary KS1: "Did we miss a lot of good news in 2020?"

Year Group	Yes	No
Reception	100%	0.00%
Year 1	67.89%	32.11%
Year 2	76.23%	23.77%
Year 3	70.45%	29.55%
Parent/Caregiver	80.00%	20.00%



Secondary, Secondary 16+ & College: "Was good news highlighted enough in 2020?"

Year Group	Yes	No
Year 7	30.77%	69.23%
Year 8	100%	0.00%
Year 9	47.92%	52.08%
Year 10	87.50%	12.50%
Year 11	53.57%	46.43%
Year 12	29.18%	70.82%
Year 13	4.76%	95.24%
Vertical Tutor Group	0.00%	100%



Be informed.



Be curious.



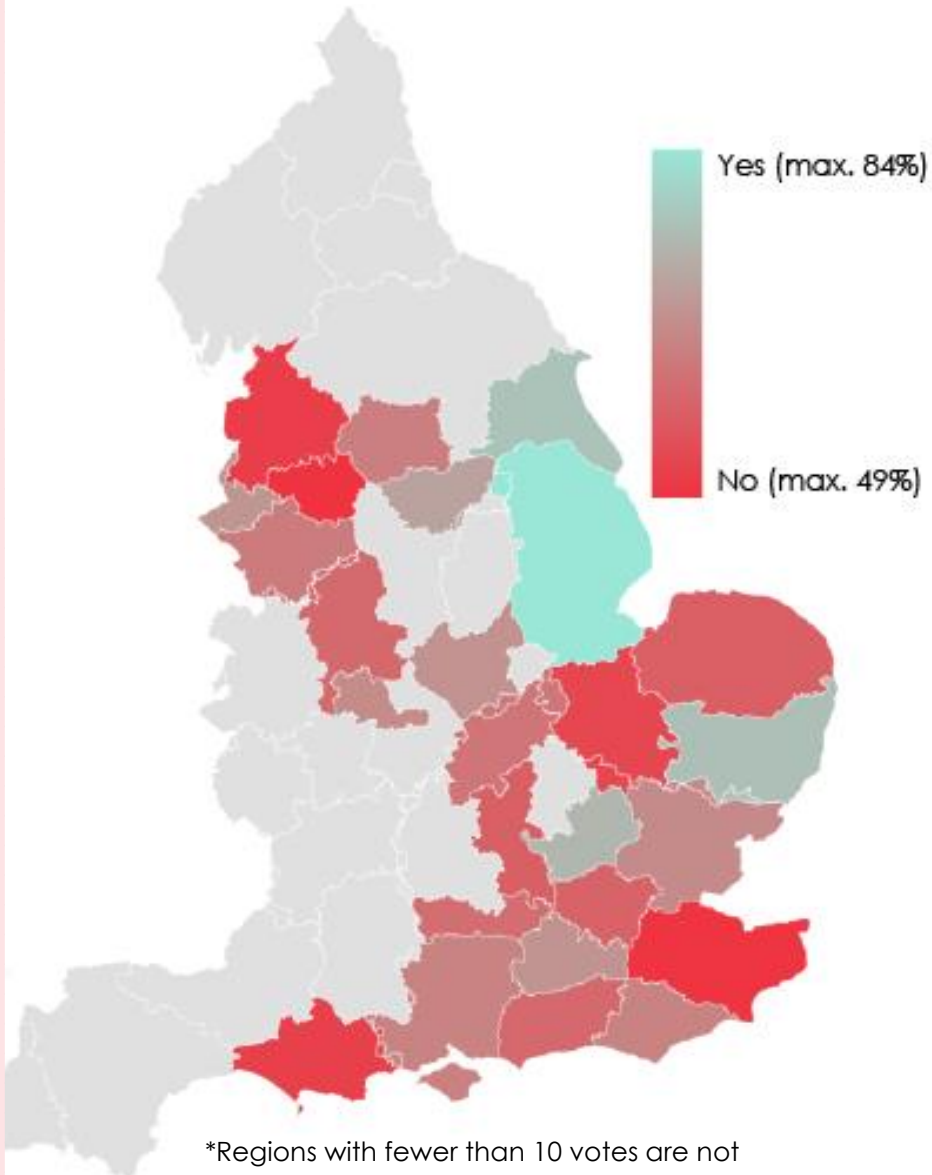
Be heard.



Location

Total – Primary KS1, KS2 & Secondary: “Did we miss a lot of good news in 2020?” / “Was good news overlooked in 2020?”

	Yes	No
Bristol*	100%	0.00%
Caerphilly*	100%	0.00%
Conwy*	100%	0.00%
Cornwall*	100%	0.00%
Flintshire*	100%	0.00%
Newport*	100%	0.00%
Northumberland*	100%	0.00%
Oxfordshire*	100%	0.00%
Scilly Isles*	100%	0.00%
Vale of Glamorgan*	100%	0.00%
Worcestershire*	88.89%	11.11%
Lincolnshire	83.75%	16.25%
Bedfordshire*	80.00%	20.00%
Wrexham*	80.00%	20.00%
East Riding of Yorkshire	77.21%	22.79%
Suffolk	76.47%	23.53%
Hertfordshire	75.00%	25.00%
South Yorkshire	71.37%	28.63%
Merseyside	69.04%	30.96%
Surrey	68.63%	31.37%
Leicestershire	68.47%	31.53%
West Midlands	67.12%	32.88%
Essex	67.02%	32.98%
Cardiff*	66.67%	33.33%
Devon*	66.67%	33.33%
Herefordshire*	66.67%	33.33%
Greater London	65.66%	34.34%
Hampshire	65.45%	34.55%
East Sussex	65.45%	34.55%
Isle of Wight	65.22%	34.78%
West Yorkshire	64.79%	35.21%
Cheshire	64.18%	35.82%
Northamptonshire	63.04%	36.96%
Wiltshire*	62.50%	37.50%
Berkshire	61.78%	38.22%
Staffordshire	60.92%	39.08%
West Sussex	60.71%	39.29%
Buckinghamshire	59.26%	40.74%
London	59.10%	40.90%
North Yorkshire	59.09%	40.91%
Norfolk	59.04%	40.96%
Nottinghamshire*	57.14%	42.86%
Cambridgeshire	54.55%	45.45%
Dorset	53.49%	46.51%
Lancashire	53.04%	46.96%
Kent	51.22%	48.78%
Greater Manchester	50.93%	49.07%
Derbyshire*	40.00%	60.00%
Ynys Mon (Anglesey)*	40.00%	60.00%
Cleveland*	37.50%	62.50%
Ceredigion*	25.00%	75.00%
Clwyd (Denbighshire)*	0.00%	100%
Gloucestershire*	0.00%	100%
Shropshire*	0.00%	100%
Warwickshire*	0.00%	100%



*Regions with fewer than 10 votes are not displayed on this map. These regions are marked with a * in the table.



Be informed.



Be curious.



Be heard.



Students' Comments: "Was good news overlooked in 2020?"

"Since these horrible things such as racist attacks and Coronavirus have got so much attention from social media and news articles, it **takes over some of the good things that happened.**"

Primary School, Berkshire

"Maybe we **spend too much time reading and listening about coronavirus** that we missed some good news."

Primary School, Greater London

"**Lots of stories were ignored in 2020.** People worked together to make sure everyone got food. The NHS got lots of money to help people in need. Even though 2020 wasn't as good as we thought it would be, with Covid-19 and staying at home, I think **there is still some parts where something good happened.** 2021 could be a bit better but I'd say **2020 was not as bad as we think it is.**"

Primary School, West Midlands

"There was definitely **too much negativity on the news** in 2020. Even though good things were shown there wasn't enough shown which I think **contributed to people's mental health deteriorating** due to so much negativity and pressure put onto people."

Secondary School, East Sussex

"I feel there has been much good news in 2020 but it was overlooked because **people didn't think it measured in comparison to COVID-19.**"

Secondary School, West Midlands

"There was so much bad news in 2020 that we **didn't bother nor really even notice the good news** that happened."

Secondary School, West Midlands

"We, as a society have experienced a lot in the past year. In light of the current pandemic, we just **simply haven't had the time or effort to reflect** on the good things that have happened during this time of distress."

Secondary School, West Midlands



Be informed.



Be curious.



Be heard.



"Coronavirus did a lot of damage but **good news was put out** for people to see and hear and to **try and make their day/year that bit better.**"

Primary School, Leicestershire

"The news about coronavirus **helped me appreciate good news even more.** I heard lots of good news and it **helped me stay positive** in 2020."

Primary School, London

"There was good news in 2020 which I believe wasn't overlooked as **there were many positive stories in the news.**

There were climate change and environmental issues, clap for NHS, introduction of Covid-19 vaccine, government change on free school meals and Black Lives Matter Campaign. There were also lots of supporting community events and raising money for NHS."

Primary School, Berkshire

"Even though the world is filled with bad news, **good news occurred plenty of times.** We **showed great joy** when amazing events happened. For example, Tom Moore raising over 32M for the NHS."

Primary School, Berkshire

"We knew about the good news but **needed to talk about the pandemic more.** Just because we didn't talk about it, doesn't mean we forgot."

Secondary School, West Midlands

"Because of how much bad news and disappointment we got from 2020, **every piece of good news was cherished** and seen as something joyous. everyone clung onto that good news and **used it for hope** in the foreseeable future."

Secondary School, West Midlands

"I believe good news wasn't overlooked in 2020 because **even in the hardest of times there was always something to look forward to** even if it was the smallest thing however **some people found it harder to see it** as they focused too much on the bad stuff instead of the good things that will come."

Secondary School, London



Be informed.



Be curious.



Be heard.