



## Does gender bias cause problems for everyone?

05<sup>th</sup> – 12<sup>th</sup> March 2021

### Sample of 19,714 voters

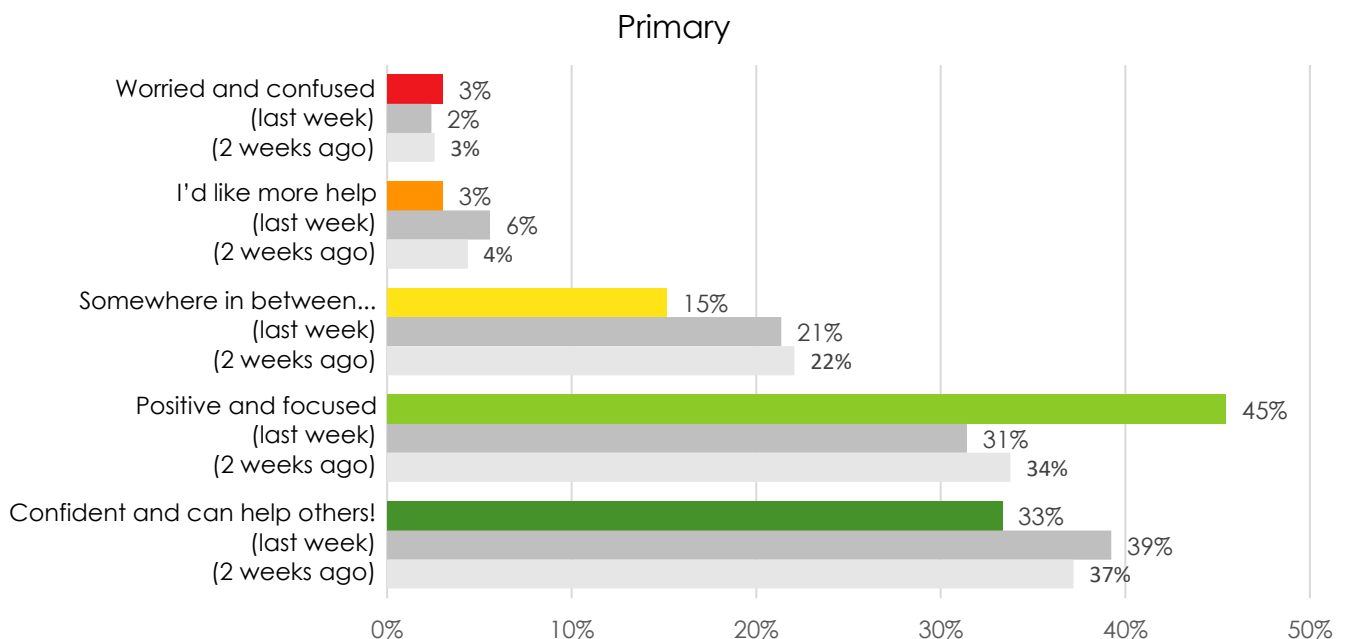
If you want more information of the exact split of the sample size across the different categories below, please contact us at [lara@votesforschools.com](mailto:lara@votesforschools.com).

**Please Note:** The sample size featured reflects the number of pupils and students that cast their vote on this topic during the week in which this vote was held. This sample size does therefore not reflect the number of pupils and students who discussed this VoteTopic but did not get a chance to participate in the voting.

This VoteTopic was discussed by voters for International Women's Day, during the first week back from a national lockdown due to the ongoing Coronavirus pandemic. Some Voters were still learning independently from home. We asked those voters to share how they were feeling about learning from home with us.

**Please note** that the above sample size does not apply to the data of how voters feel about learning from home.

Here is an insight into what they said compared to the previous weeks:



Be informed.



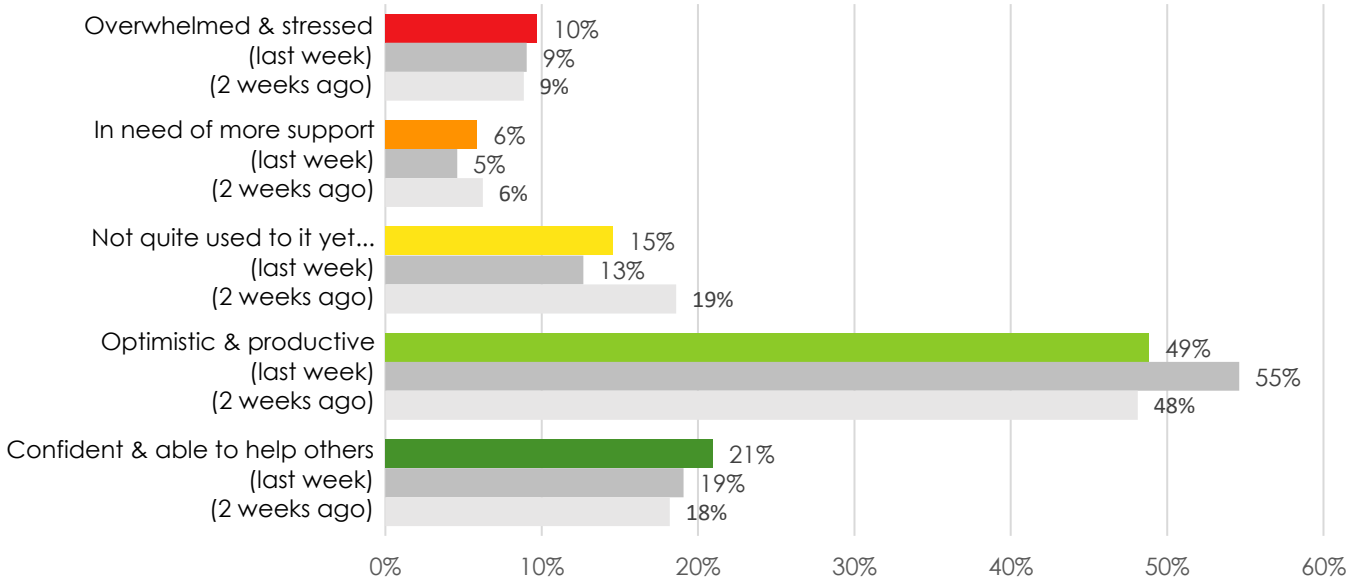
Be curious.



Be heard.



## Secondary



### VoteTopic Overview:

#### **Question Primary KS1:**

"Is it important to play with a variety of toys?"

#### **Question Primary KS2:**

"Will gender stereotypes affect your future?"

#### **Question Secondary:**

"Does gender bias cause problems for everyone?"

#### **Question Secondary 16+ & College:**

"Will your gender affect your future?"

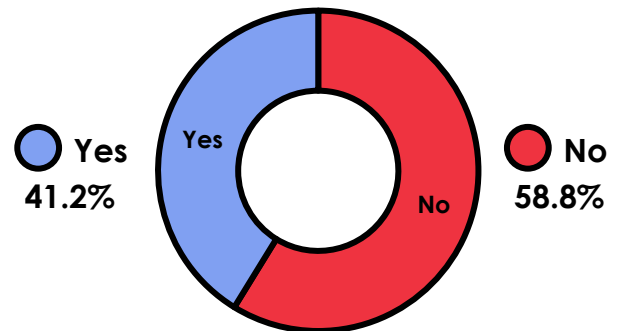
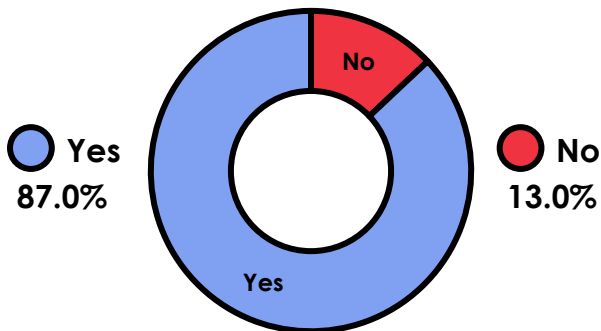
### Grand Total

Primary KS1: "Is it important to play with a variety of toys?"

Yes	87.01%
No	12.99%

Primary KS2: "Will gender stereotypes affect your future?"

Yes	41.22%
No	58.78%



**Be informed.**



**Be curious.**



**Be heard.**

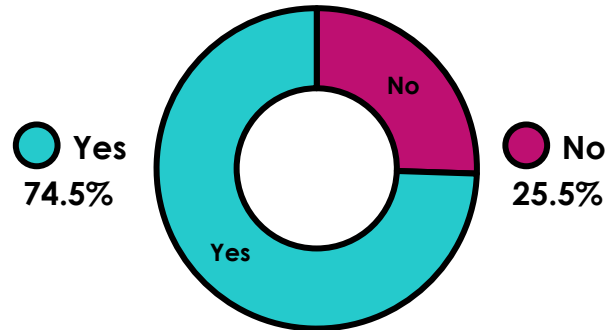
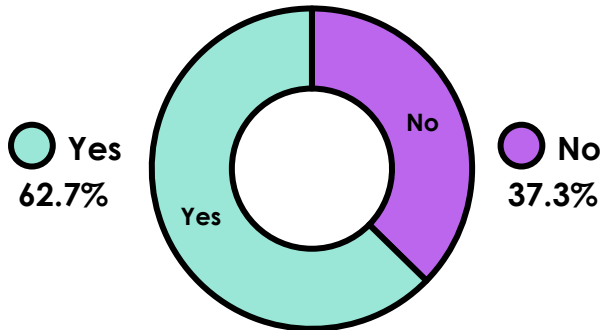


Secondary: "Does gender bias cause problems for everyone?"

Yes 62.67%  
No 37.33%

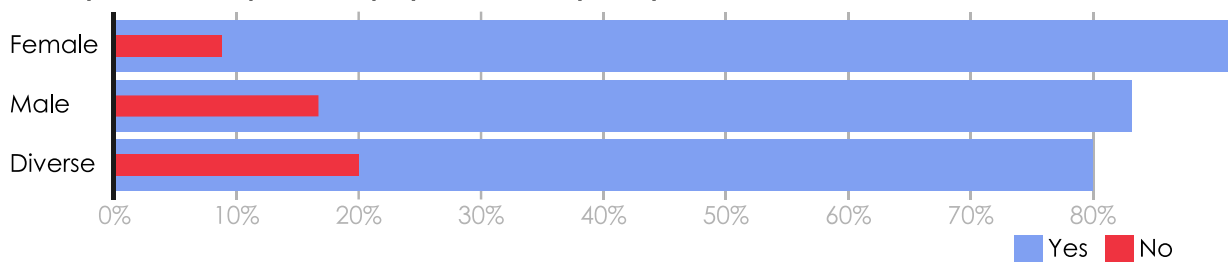
Secondary 16+ & College: "Will your gender affect your future?"

Yes 74.48%  
No 25.52%

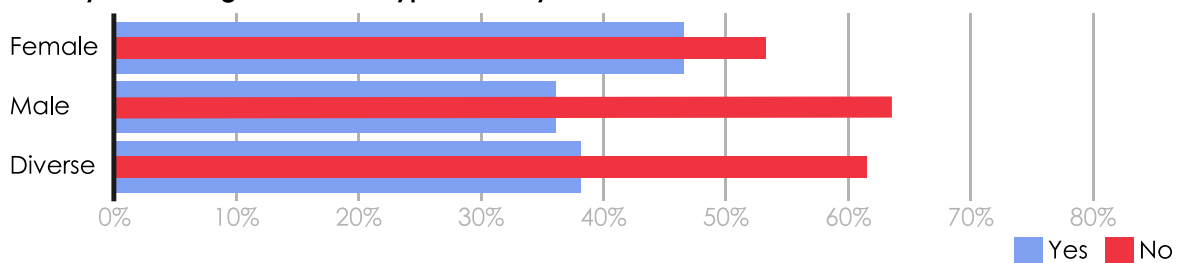


### Gender

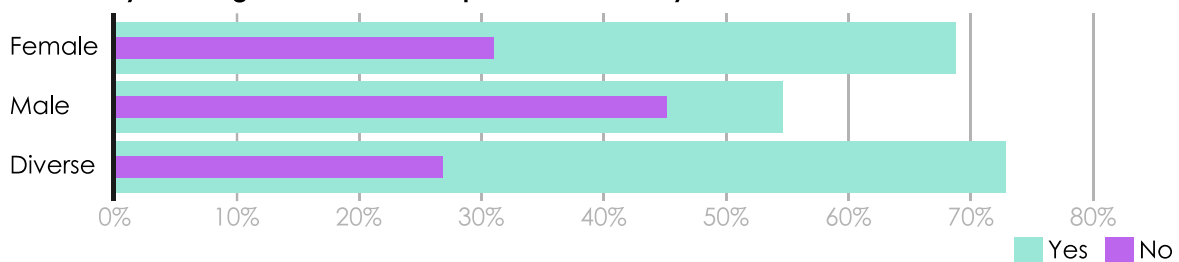
Primary KS1: "Is it important to play with a variety of toys?"



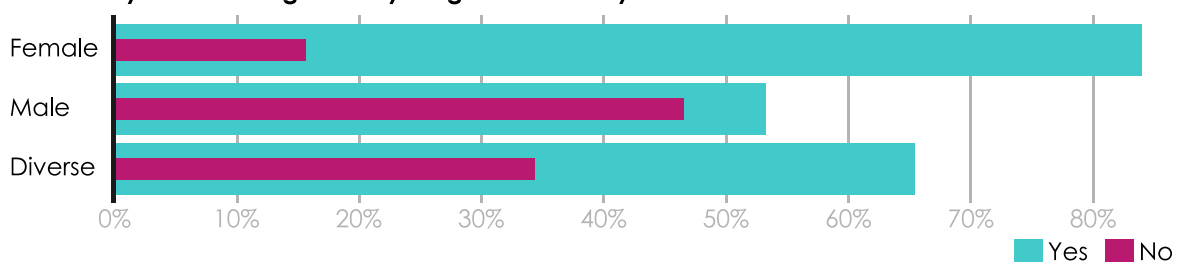
Primary KS2: "Will gender stereotypes affect your future?"



Secondary: "Does gender bias cause problems for everyone?"



Secondary 16+ & College: "Will your gender affect your future?"



Be informed.



Be curious.



Be heard.



Primary KS1: "Is it important to play with a variety of toys?"

	Yes	No
Female	91.21%	8.79%
Male	83.22%	16.78%
Diverse*	80.00%	20.00%

Primary KS2: "Will gender stereotypes affect your future?"

	Yes	No
Female	46.64%	53.36%
Male	36.23%	63.77%
Diverse*	38.27%	61.73%

Secondary: "Does gender bias cause problems for everyone?"

	Yes	No
Female	68.86%	31.14%
Male	54.73%	45.27%
Diverse*	73.05%	26.95%

16+ & College: "Will your gender affect your future?"

	Yes	No
Female	84.19%	15.81%
Male	53.33%	46.67%
Diverse*	65.52%	34.48%

\*Votes collected as "Diverse" include students that identify as gender diverse, as well as students that wish not to disclose or were not able to specify their gender.

Across all school types and questions, **female voters represented a bigger percentage of Yes votes than male voters.** The older the year groups get, the bigger this difference between female and male voters is.

Amongst **Primary KS1 pupils 7.99% more females voted Yes**, compared to males. In **KS2 this was increased to 10.41% more females voting Yes** than male pupils.

Amongst **Secondary students 14.13% more females voted Yes**, compared to male voters. When looking at the oldest age group of **16+ and College voters, 30.86% more females votes Yes** than male students.

Though the overall majority of Primary KS2 pupils voted No, while the majority of Secondary 16+ and College students voted Yes, the distribution of votes amongst the different gender groups was similar. Amongst **Primary KS2 pupils, Secondary 16+ and College students**, who were all asked if their gender / gender stereotypes will affect their future, **females represented the biggest percentage of Yes votes.** 46.64% of female Primary KS2 pupils voted yes, putting **female KS2 pupils 5.42% above the average** of all Primary KS2 Yes votes combined.

Amongst Secondary 16+ and College 84.19% of female students voted Yes, putting **female 16+ and College voters 9.71% above the average** of all Yes votes combined.

In both cases, male voters represented the smallest percentage of Yes votes with **4.99% fewer male Primary KS2 pupils voting Yes** than the average of all



Be informed.



Be curious.



Be heard.

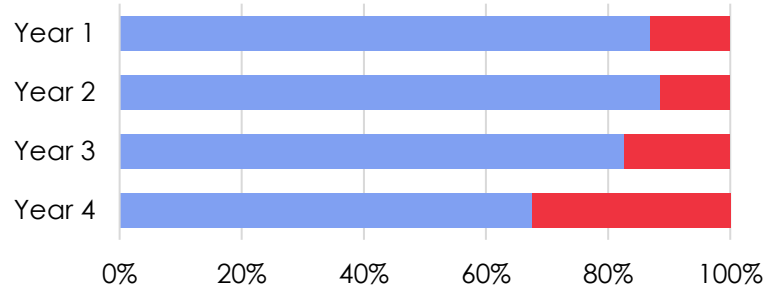


KS2 votes combined and **21.15% fewer male Secondary 16+ and College students voting Yes** than the average of all 16+ and College votes combined.

**Age**

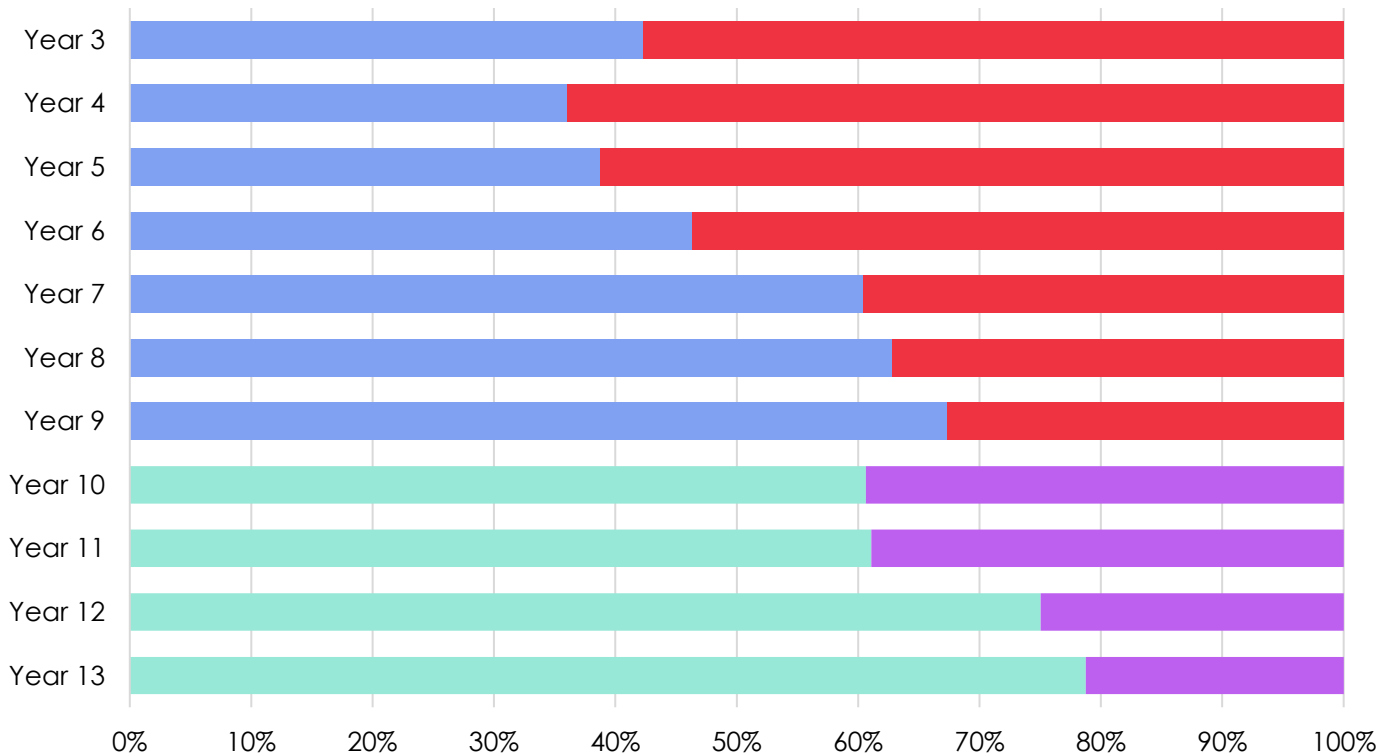
Primary KS1: "Is it important to play with a variety of toys?"

Year Group	Yes	No
Year 1	86.97%	13.03%
Year 2	88.61%	11.39%
Year 3	82.64%	17.36%
Year 4	67.57%	32.43%



Primary KS2, Secondary & College:

Year Group	Yes	No
Year 2	100%	0.00%
Year 3	42.28%	57.72%
Year 4	36.03%	63.97%
Year 5	38.76%	61.24%
Year 6	46.36%	53.64%
Year 7	60.44%	39.56%
Year 8	62.80%	37.20%
Year 9	67.37%	32.63%
Year 10	60.63%	39.37%
Year 11	61.09%	38.91%
Year 12	75.05%	24.95%
Year 13	78.76%	21.24%
Vertical Tutor Group	100%	0.00%



**Be informed.**



**Be curious.**



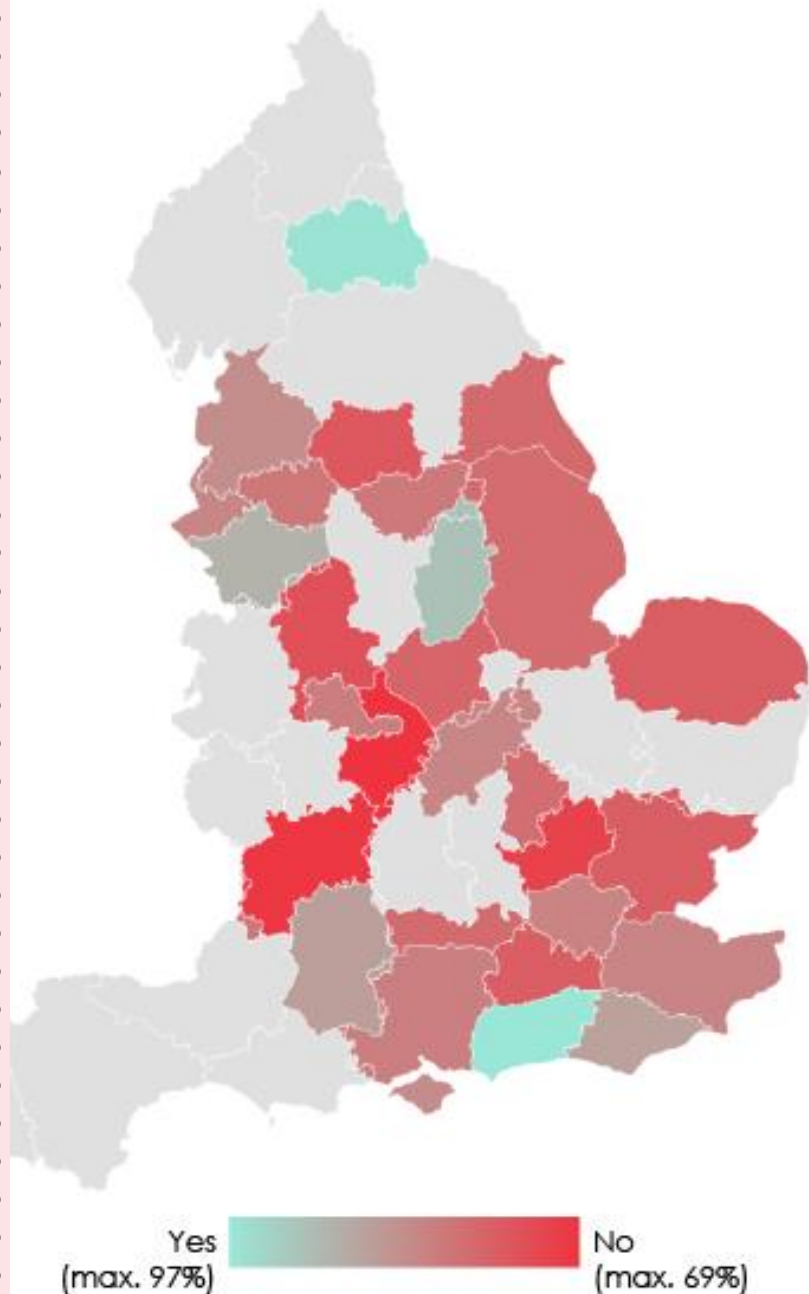
**Be heard.**



## Location

Total Primary KS2, Secondary & College:

	Yes	No
Blaenau Gwent*	100%	0.00%
Ceredigion*	100%	0.00%
Cornwall*	100%	0.00%
Devon*	100%	0.00%
Shropshire*	100%	0.00%
West Sussex	96.97%	3.03%
Durham	95.83%	4.17%
Nottinghamshire	83.33%	16.67%
Cheshire	77.78%	22.22%
North Yorkshire	73.85%	26.15%
East Sussex	71.48%	28.52%
Wiltshire	70.19%	29.81%
Lancashire	64.45%	35.55%
Isle of Wight	63.57%	36.43%
Merseyside	61.54%	38.46%
Northamptonshire	61.38%	38.62%
Kent	61.08%	38.92%
London	60.96%	39.04%
Greater London	58.99%	41.01%
Hampshire	58.82%	41.18%
West Midlands	57.91%	42.09%
South Yorkshire	56.68%	43.32%
Greater Manchester	56.06%	43.94%
Bristol	55.32%	44.68%
Bedfordshire	52.86%	47.14%
Lincolnshire	51.72%	48.28%
Berkshire	51.53%	48.47%
East Riding of Yorkshire	51.22%	48.78%
Leicestershire	49.12%	50.88%
Norfolk	47.06%	52.94%
Essex	46.91%	53.09%
Surrey	46.66%	53.34%
West Yorkshire	44.50%	55.50%
Staffordshire	42.05%	57.95%
Hertfordshire	36.36%	63.64%
Gloucestershire	32.65%	67.35%
Warwickshire	30.91%	69.09%
Guernsey*	25.00%	75.00%
Cardiff*	0.00%	100%
Oxfordshire*	0.00%	100%



\*Regions with fewer than 10 votes are not displayed on this or the following maps. These regions are marked with a \* in the tables.



Be informed.



Be curious.



Be heard.



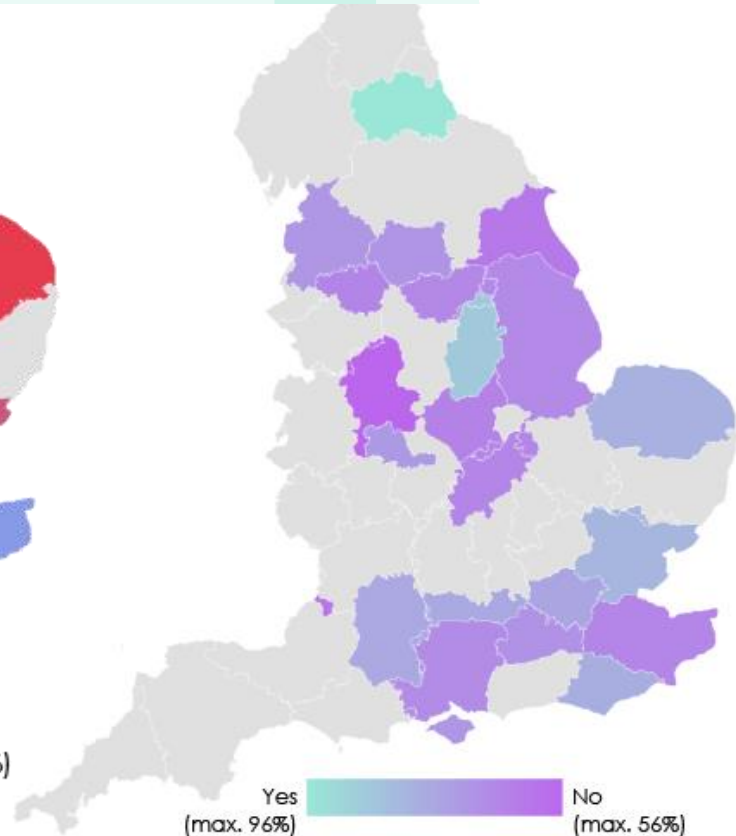
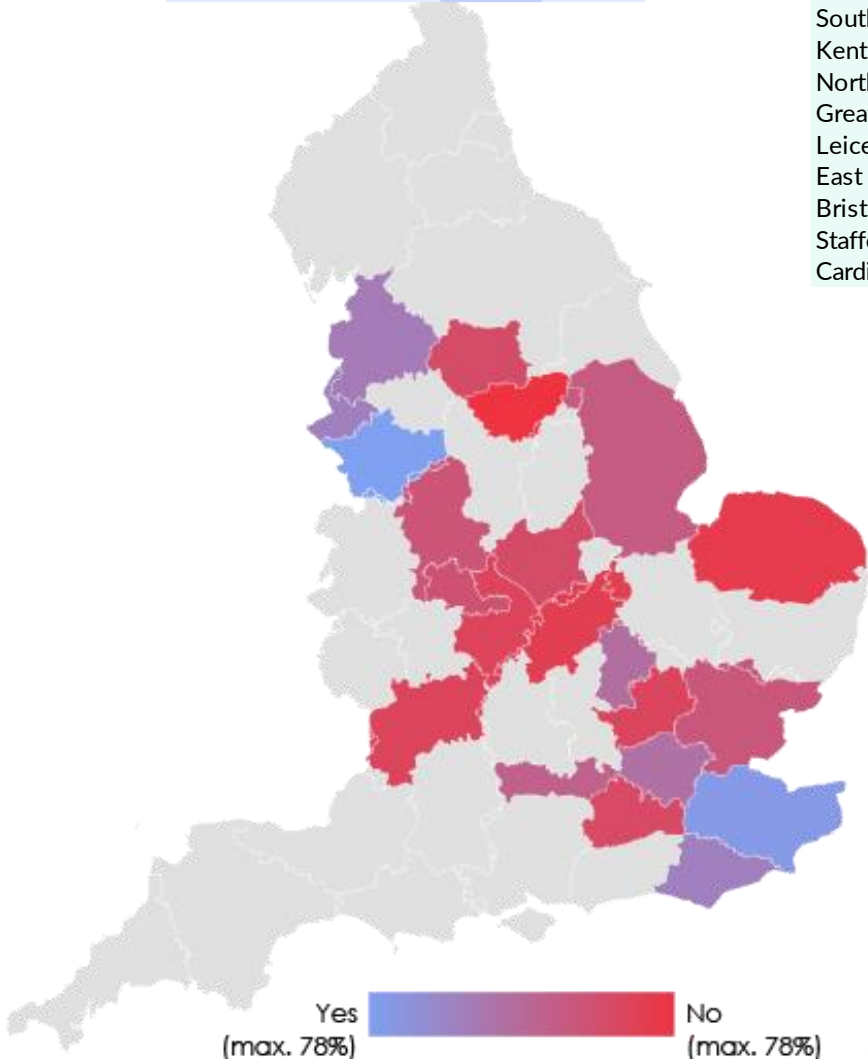


### Primary KS2: "Will gender stereotypes affect your future?"

	Yes	No
Wiltshire*	100%	0.00%
Cheshire	77.78%	22.22%
Kent	74.51%	25.49%
East Sussex	61.54%	38.46%
Merseyside	61.54%	38.46%
Lancashire	59.26%	40.74%
Greater London	58.29%	41.71%
London	52.22%	47.78%
Bedfordshire	52.17%	47.83%
Berkshire	45.94%	54.06%
Lincolnshire	42.92%	57.08%
Essex	40.84%	59.16%
Staffordshire	39.57%	60.43%
West Midlands	37.86%	62.14%
Leicestershire	35.14%	64.86%
West Yorkshire	35.08%	64.92%
Surrey	33.82%	66.18%
Hertfordshire	31.58%	68.42%
Gloucestershire	31.25%	68.75%
Warwickshire	30.91%	69.09%
Northamptonshire	28.26%	71.74%
Norfolk	26.67%	73.33%
South Yorkshire	22.22%	77.78%
Oxfordshire*	0.00%	100%

### Secondary: "Does gender bias cause problems for everyone?"

	Yes	No
Bedfordshire*	100%	0.00%
Cornwall*	100%	0.00%
Devon*	100%	0.00%
Gloucestershire*	100%	0.00%
Shropshire*	100%	0.00%
Durham	95.83%	4.17%
Greater London	83.33%	16.67%
West Sussex*	83.33%	16.67%
Nottinghamshire	83.33%	16.67%
Essex	75.82%	24.18%
North Yorkshire	74.60%	25.40%
Norfolk	74.14%	25.86%
East Sussex	72.63%	27.37%
Berkshire	70.75%	29.25%
Wiltshire	70.14%	29.86%
London	68.93%	31.07%
Hertfordshire*	66.67%	33.33%
West Midlands	64.50%	35.50%
Isle of Wight	63.57%	36.43%
Lancashire	63.35%	36.65%
West Yorkshire	62.09%	37.91%
Surrey	61.28%	38.72%
Hampshire	58.82%	41.18%
Lincolnshire	58.02%	41.98%
South Yorkshire	57.50%	42.50%
Kent	56.58%	43.42%
Northamptonshire	56.49%	43.51%
Greater Manchester	56.06%	43.94%
Leicestershire	54.87%	45.13%
East Riding of Yorkshire	51.22%	48.78%
Bristol	48.72%	51.28%
Staffordshire	43.53%	56.47%
Cardiff*	0.00%	100%





## Primary KS2 Pupils' Comments: "Will gender stereotypes affect your future?"

"It won't affect my future because **times are changing**, and many people want to grow up as what they want to be."

Primary School, London

"Lots of people make gender stereotypes **without realising it**. This can make it harder for us to achieve the things that we really want."

Primary School, London

"I think it won't affect us because **we know what to fight against**."

Primary School, West Midlands

"I know about stereotypes and **wouldn't allow anyone to tell me** what I could or could not do."

Primary School, Lincolnshire

"I don't think that gender stereotypes will affect my future because I automatically try to **challenge my stereotypes**. Even though gender stereotypes will exist in the future, I don't think they will affect me much."

Primary School, Greater London

## Students' Comments: "Does gender bias cause problems for everyone?" / "Will your gender affect your future?"

"Due to gender bias many people find it hard to **do things they want to do that society deems inappropriate** for someone of that gender. The world is evolving and improving but we still have people that don't understand and care."

Secondary School, West Midlands

"Gender bias **causes problems for everyone**. For women, it can shut them out of different jobs and **can also lead to being treated a lot differently** in some situations. For men, it can often **affect them emotionally**, as discussion about mental health is often shunned. Aside from this, it can also **affect people who don't "fit" in the gender binary**, as there is even more bias against them."

Secondary School, Staffordshire



Be informed.



Be curious.



Be heard.





"**Harmful stereotypes** that children hear may **affect how they view themselves/the world** and opportunities around them as they grow up. There should be equality between the genders, **both women and men should not be treated differently** from each other."

Secondary School, Surrey

"I believe women will still need to **fight for their rights** going forward, I think that in the future women will still be seen less than men when it comes to certain jobs."

College, West Yorkshire

"Nowadays we live in a system that **allows any gender to take the paths that they want** in life and your gender will not interfere with you achieving your goals in the future."

College, Leicestershire

"In **this generation I don't think people discriminate** against what identity you signify as whether it be male or female."

College, Leicestershire

"I believe gender **shouldn't define what future you should have** and what you need to be."

College, Leicestershire

"There is such thing as **gender bias**, but what people fail to acknowledge is that **men are just as much victims of it** as women."

Secondary School, West Midlands

"As much as I want to believe it won't, subconsciously I know that **people have a certain image in their head** about what a woman can and can't do."

College, Guernsey

"I believe everyone should have the right to **be who they want to be**, and I **don't see how that should cause problems** unless someone makes it a problem."

Secondary School, West Yorkshire

"I don't think it affects everyone, to **the extent that generally women are affected** and it's women who fought and worked hard for the rights we have now - and **still not every woman is equal** and free."

Secondary School, West Yorkshire

"It affects everyone, but it **doesn't cause problems for everyone** involved."

Secondary School, West Sussex



Be informed.



Be curious.



Be heard.