



Do we take the benefits of nature for granted?

07th – 14th May 2021

Sample of 24,164 voters

If you want more information of the exact split of the sample size across the different categories below, please contact us at lara@votesforschools.com.

Please Note: The sample size featured reflects the number of pupils and students that cast their vote on this topic during the week in which this vote was held. This sample size does therefore not reflect the number of pupils and students who discussed this VoteTopic but did not get a chance to participate in the voting.

VoteTopic Overview:

Question Primary:

“Do we take the benefits of nature for granted?”

Question Secondary:

“Do we take the benefits of nature for granted?”

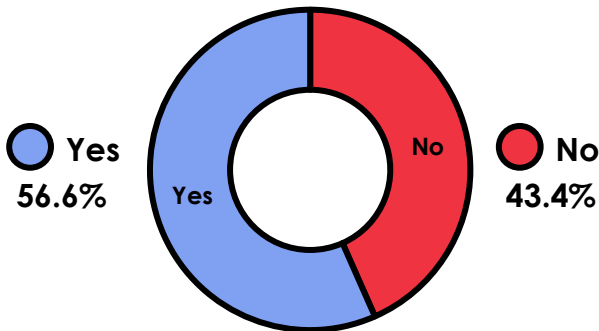
Question Secondary 16+ & College:

“Do we take the benefits of nature for granted?”

Grand Total

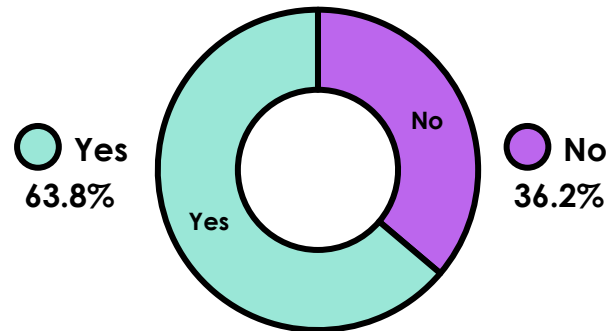
Primary:

Yes 56.62%
No 43.38%



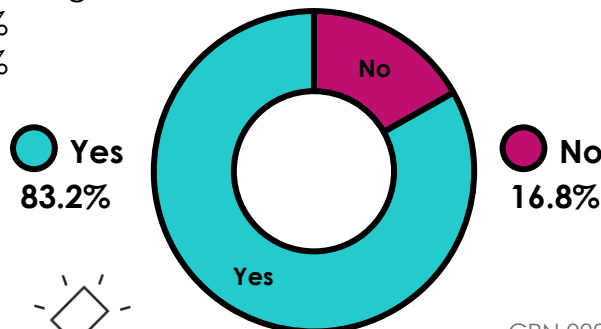
Secondary:

Yes 63.83%
No 36.17%



Secondary 16+ & College:

Yes 83.17%
No 16.83%



Be informed.



Be curious.

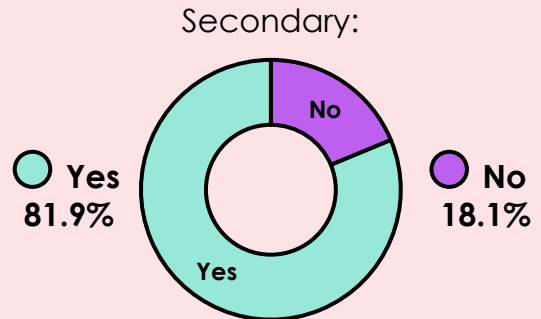
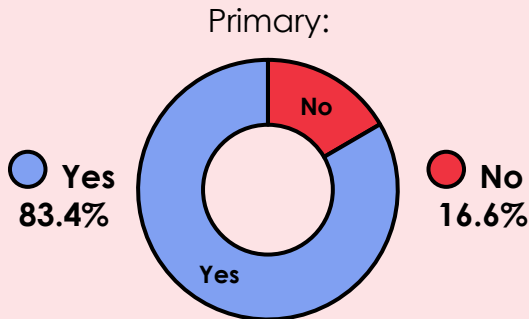


Be heard.

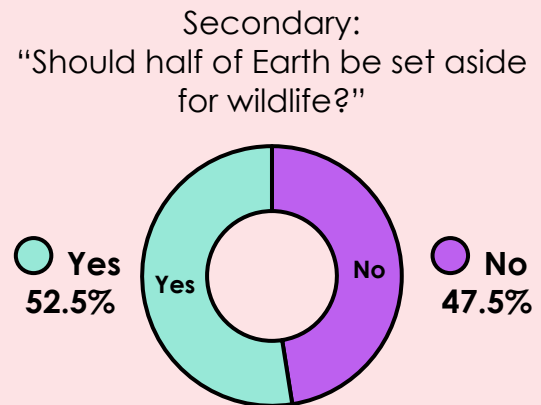
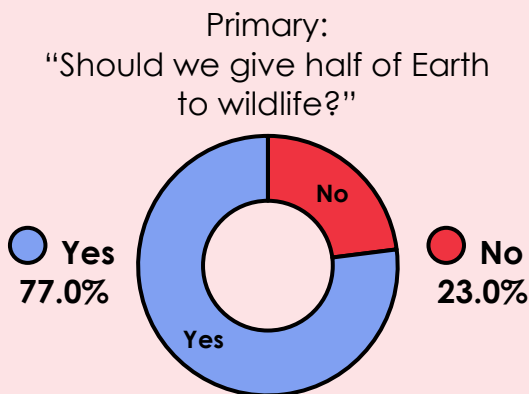


How does this compare to previous VoteTopics?

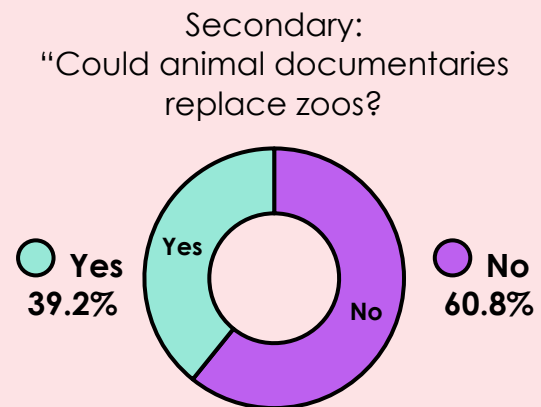
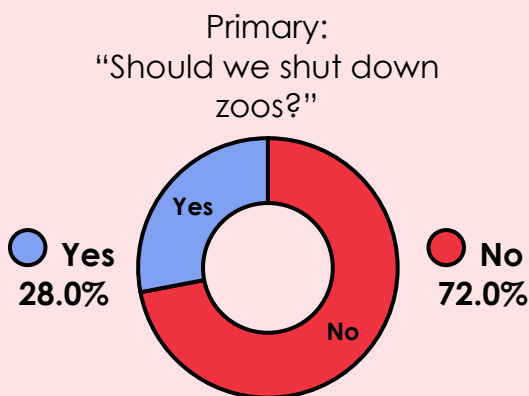
In 2017, during the week of 02nd – 09th June 2017, we asked our **Primary and Secondary voters** “Will climate change affect my life?”. This were the results in 2017:



In 2018, during the week of 21st – 28th September 2018, we asked **Primary pupils** “Should we give half of Earth to wildlife?” and **Secondary students** “Should half of Earth be set aside for wildlife?”. This were the results in 2018:



In 2020, during the week of 29th May – 05th June 2020, we asked **Primary pupils** “Should we shut down zoos?” and **Secondary students** “Could animal documentaries replace zoos?”. This were the results in 2020:



Be informed.



Be curious.

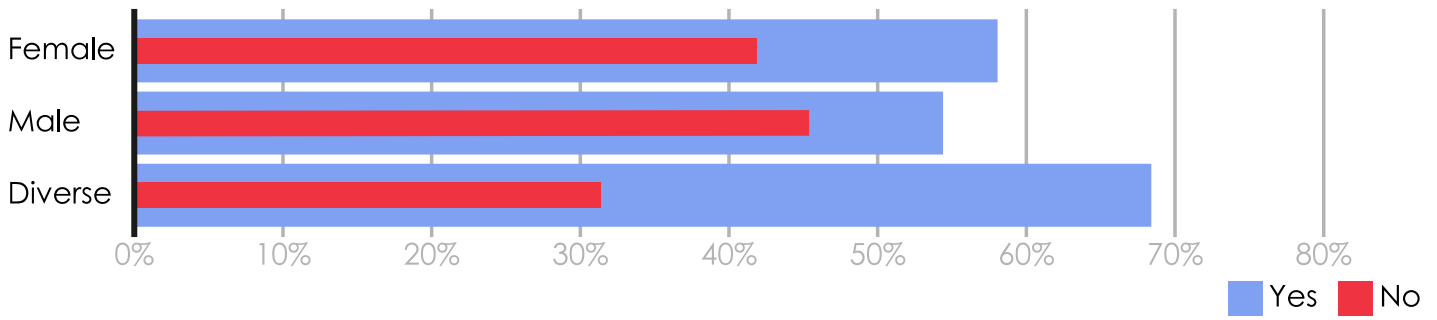


Be heard.

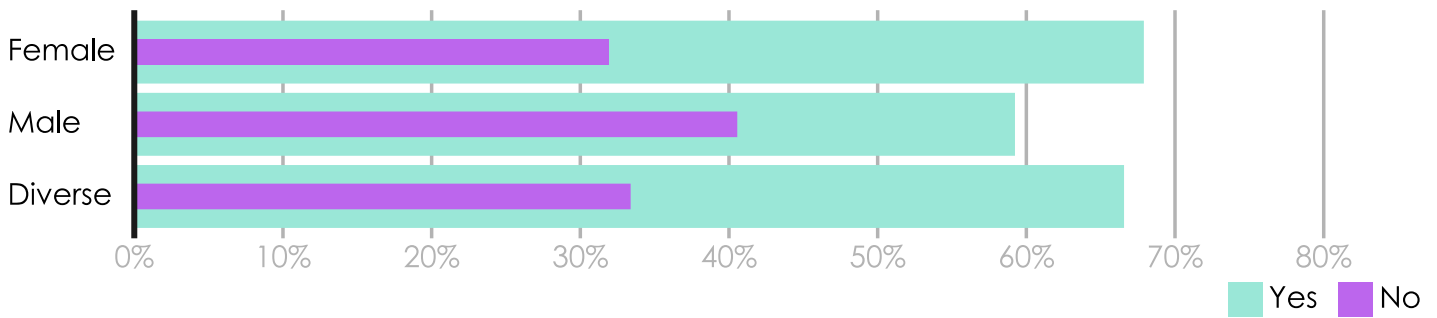


Gender

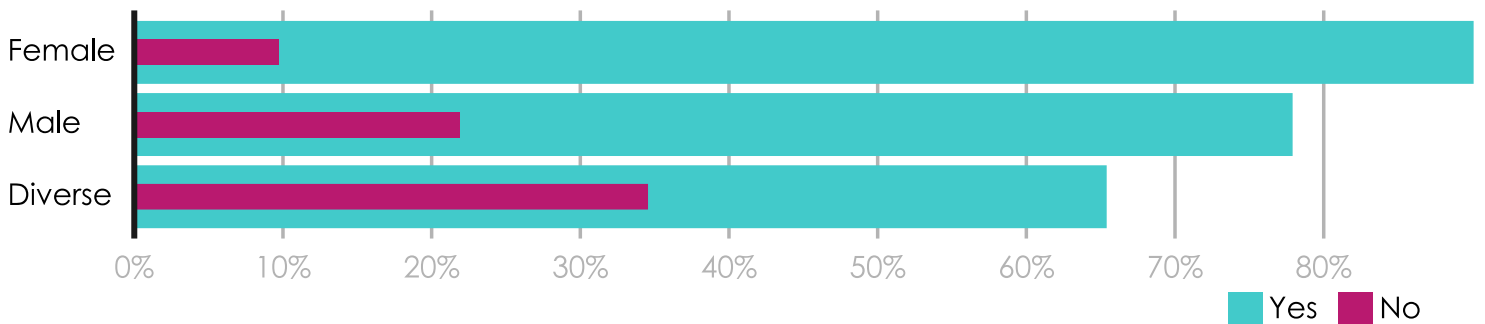
Primary:



Secondary:



Secondary 16+ & College:



Primary:

	Yes	No
Female	58.09%	41.91%
Male	54.54%	45.46%
Diverse*	68.56%	31.44%

Secondary:

	Yes	No
Female	68.04%	31.96%
Male	59.30%	40.70%
Diverse*	66.58%	33.42%

16+ & College:

	Yes	No
Female	90.19%	9.81%
Male	78.01%	21.99%
Diverse*	65.45%	34.55%

*Votes collected as "Diverse" include students that identify as gender diverse, as well as students that wish not to disclose or were not able to specify their gender.



Be informed.



Be curious.



Be heard.

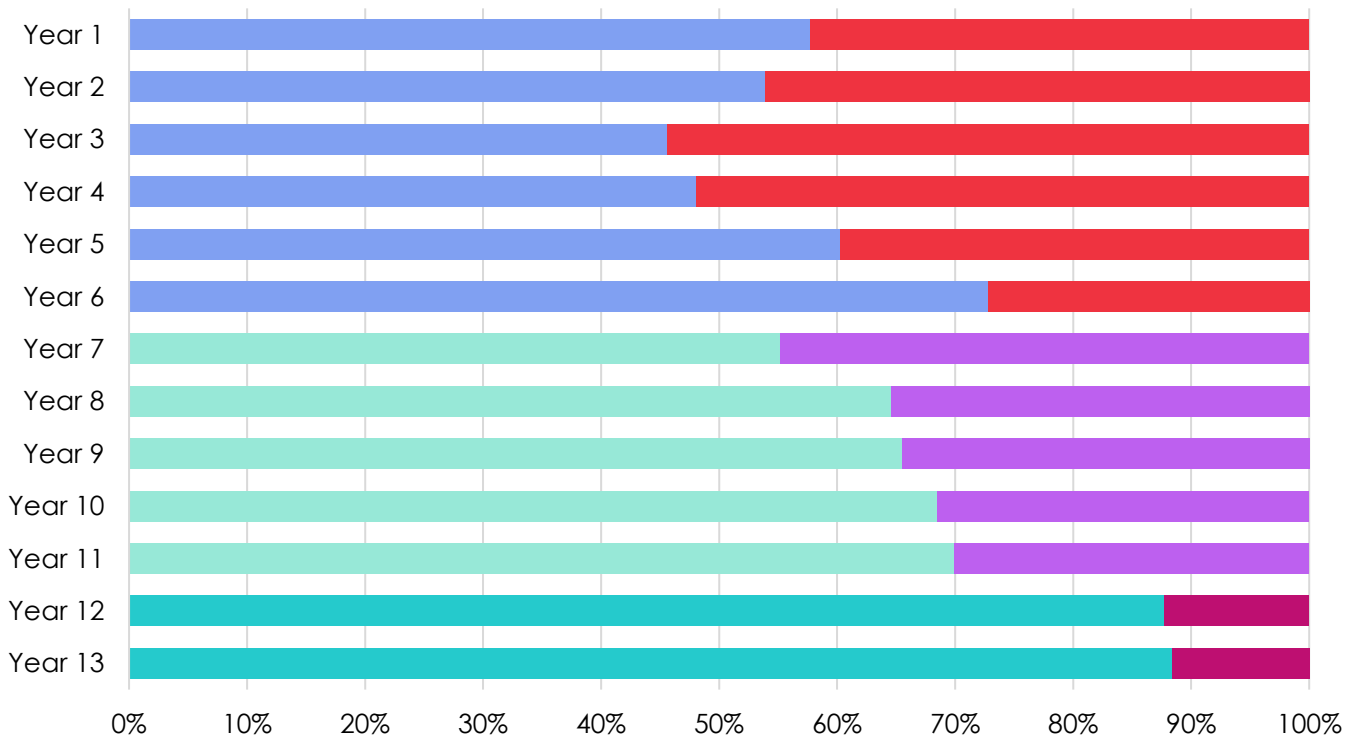


The following chart looks at the above **YES VOTES** and reflects how the results between the gender groups compares to the overall results of Primary, Secondary and 16+ & Colleges:

	Primary	Secondary	16+ & College
Female	↑ +1.47%	↑ +4.21%	↑ +7.02%
Male	↓ -2.08%	↓ -4.53%	↓ -5.16%
Diverse*	↑ +11.94%	↑ +2.75%	↓ -17.72%

Age

Year Group	Yes	No
Year 1	57.76%	42.24%
Year 2	53.90%	46.10%
Year 3	45.64%	54.36%
Year 4	48.06%	51.94%
Year 5	60.27%	39.73%
Year 6	72.79%	27.21%
Year 7	55.21%	44.79%
Year 8	64.57%	35.43%
Year 9	65.51%	34.49%
Year 10	68.49%	31.51%
Year 11	69.94%	30.06%
Year 12	87.72%	12.28%
Year 13	88.39%	11.61%
Vertical Tutor Group	80.00%	20.00%



Be informed.



Be curious.



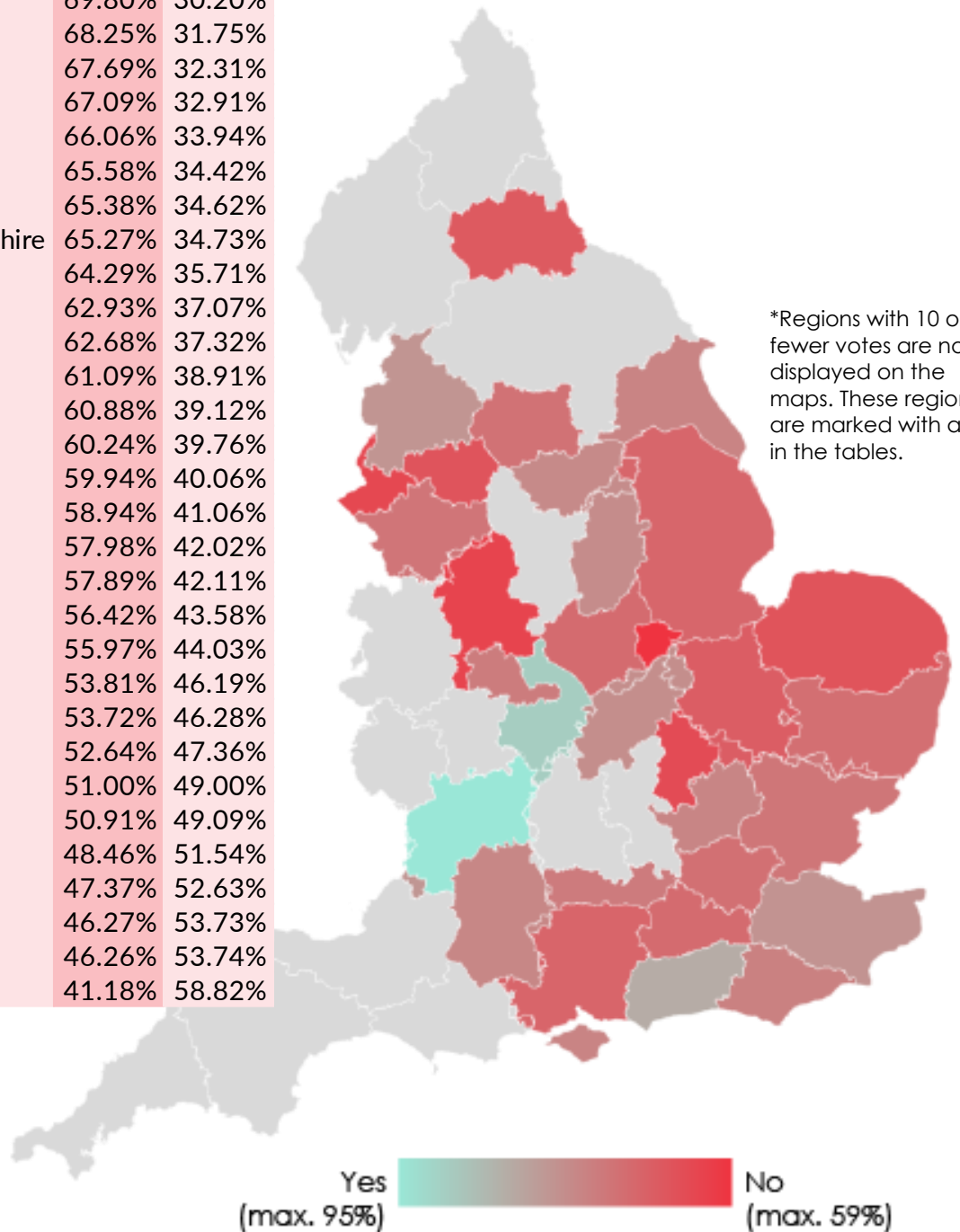
Be heard.



Location

Total – Primary, Secondary & College:

	Yes	No
Gloucestershire	94.74%	5.26%
Warwickshire	87.10%	12.90%
West Sussex	77.27%	22.73%
Bristol	70.65%	29.35%
Lancashire	70.39%	29.61%
Kent	69.80%	30.20%
Northamptonshire	68.25%	31.75%
Nottinghamshire	67.69%	32.31%
South Yorkshire	67.09%	32.91%
Wiltshire	66.06%	33.94%
Hertfordshire	65.58%	34.42%
Isle of Wight	65.38%	34.62%
East Riding of Yorkshire	65.27%	34.73%
East Sussex	64.29%	35.71%
West Midlands	62.93%	37.07%
Berkshire	62.68%	37.32%
Essex	61.09%	38.91%
Cheshire	60.88%	39.12%
London	60.24%	39.76%
West Yorkshire	59.94%	40.06%
Suffolk	58.94%	41.06%
Surrey	57.98%	42.02%
Leicestershire	57.89%	42.11%
Lincolnshire	56.42%	43.58%
Hampshire	55.97%	44.03%
Cambridgeshire	53.81%	46.19%
Greater London	53.72%	46.28%
Durham	52.64%	47.36%
Greater Manchester	51.00%	49.00%
Norfolk	50.91%	49.09%
Bedfordshire	48.46%	51.54%
Merseyside	47.37%	52.63%
North Yorkshire	46.27%	53.73%
Staffordshire	46.26%	53.74%
Rutland	41.18%	58.82%



*Regions with 10 or fewer votes are not displayed on the maps. These regions are marked with a * in the tables.



Be informed.



Be curious.



Be heard.

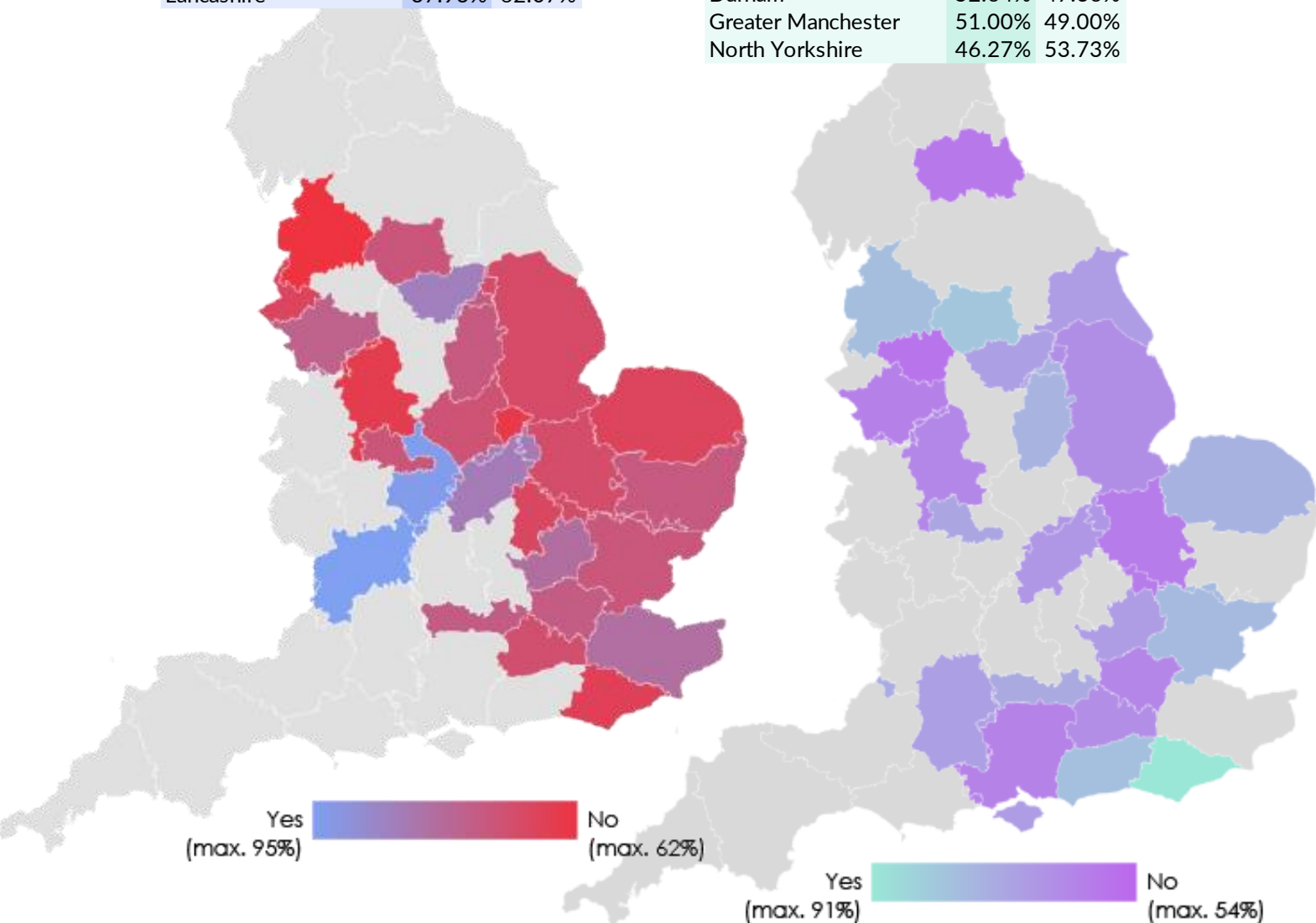


Primary:

	Yes	No
Gloucestershire	94.74%	5.26%
Warwickshire	92.86%	7.14%
South Yorkshire	77.92%	22.08%
Northamptonshire	75.86%	24.14%
Kent	69.27%	30.73%
Hertfordshire	68.57%	31.43%
Cheshire	62.24%	37.76%
London	60.95%	39.05%
Berkshire	59.97%	40.03%
Suffolk	58.45%	41.55%
Nottinghamshire	58.33%	41.67%
Essex	57.22%	42.78%
West Yorkshire	56.67%	43.33%
West Midlands	56.33%	43.67%
Leicestershire	54.64%	45.36%
Greater London	53.72%	46.28%
Surrey	52.97%	47.03%
Cambridgeshire	51.85%	48.15%
Lincolnshire	50.61%	49.39%
Bedfordshire	48.46%	51.54%
Merseyside	47.37%	52.63%
Norfolk	47.06%	52.94%
East Sussex	45.45%	54.55%
Staffordshire	42.92%	57.08%
Rutland	41.18%	58.82%
Lancashire	37.93%	62.07%

Secondary:

	Yes	No
East Sussex	91.30%	8.70%
Kent*	80.00%	20.00%
West Yorkshire	79.78%	20.22%
West Sussex	77.27%	22.73%
Lancashire	76.99%	23.01%
Essex	75.59%	24.41%
Nottinghamshire	73.17%	26.83%
Norfolk	72.73%	27.27%
Bristol	70.65%	29.35%
Berkshire	69.96%	30.04%
West Midlands	68.27%	31.73%
Suffolk*	66.67%	33.33%
South Yorkshire	66.22%	33.78%
Wiltshire	66.06%	33.94%
Isle of Wight	65.38%	34.62%
East Riding of Yorkshire	65.27%	34.73%
Hertfordshire	65.11%	34.89%
Northamptonshire	63.47%	36.53%
Lincolnshire	60.27%	39.73%
Surrey	60.07%	39.93%
Staffordshire	57.69%	42.31%
London	57.61%	42.39%
Hampshire	55.97%	44.03%
Cheshire	55.84%	44.16%
Cambridgeshire	53.90%	46.10%
Durham	52.64%	47.36%
Greater Manchester	51.00%	49.00%
North Yorkshire	46.27%	53.73%





Students' Comments:

"I feel like **fresh air** makes my **mind calm**. It also gives me a chance to **learn more about the world**. I went in the **ocean** and saw lots of different **fish**."

Primary School, Essex

"People always **take nature for granted** and say, "nature isn't really important" but I think it's because we **have been in lockdown** for a long time so they **haven't even been outside** for ages so I think we do take the nature outside and around us for granted."

Primary School, Hertfordshire

"A lot of people will **happily kick a mushroom, tear up some plants** or a lot of countries are happy to **cut down trees**. We are destroying the planet around us and **not realising how delicate** it is."

Secondary School,
South Yorkshire

"Because of the **more advanced technology** in the world, people are **forgetting how peaceful and magnificent nature can be**, but when they do go out **after a long time** of not doing so, they **appreciate it more** than they would if they saw it daily."

Secondary School, West Midlands

"I think that we take the benefits of nature for granted because these days, everyone is **too busy with electronics** and have completely forgotten about nature and how **nature can help calm them down**. It was only since the first **lockdown** that people finally understood the **value of nature** when it was gone and when it was no longer available to us."

Secondary School, West Midlands

"We don't just **take nature for granted** in the sense of going out and **enjoying the outdoor world**, we **also** take it for granted in terms of **climate change** and our greater **impact on the environment**."

Secondary School,
West Midlands



Be informed.



Be curious.



Be heard.



"We should **see how beautiful nature really is** by taking care of it the **right way** at the **right time** and that time is **now**."

Primary School, Hertfordshire

"We don't take nature for granted: we **just build over it**. People **don't think about what they're doing** when they destroy nature because they **think it will be better for the people** but in the end, it's **destroying the Earth**."

Secondary School, West Midlands

"No, because we all have **enough green spaces** around our houses, the **only thing stopping people** from going outside is **health conditions or laziness**."

Secondary School, Berkshire



Be informed.



Be curious.



Be heard.