



## Will the high street bounce back after the pandemic?

14<sup>th</sup> – 21<sup>st</sup> May 2021

### Sample of 24,345 voters

If you want more information of the exact split of the sample size across the different categories below, please contact us at [lara@votesforschools.com](mailto:lara@votesforschools.com).

**Please Note:** The sample size featured reflects the number of pupils and students that cast their vote on this topic during the week in which this vote was held. This sample size does therefore not reflect the number of pupils and students who discussed this VoteTopic but did not get a chance to participate in the voting.

### VoteTopic Overview:

#### **Question Primary:**

“Will the high street bounce back after the pandemic?”

#### **Question Secondary:**

“Will the high street bounce back after the pandemic?”

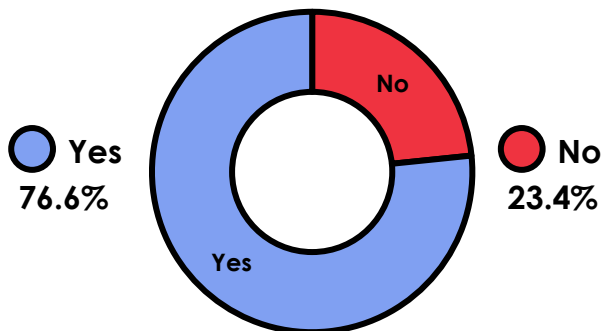
#### **Question Secondary 16+ & College:**

“Will the high street bounce back after the pandemic?”

### Grand Total

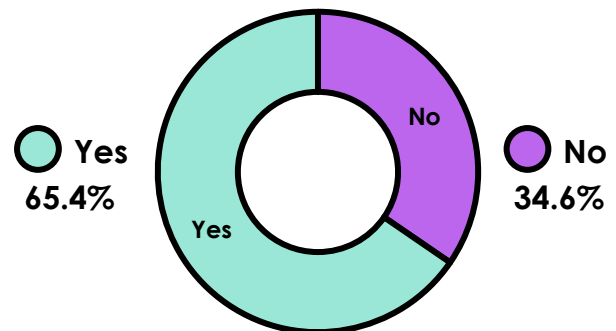
Primary:

Yes 76.63%  
No 23.37%



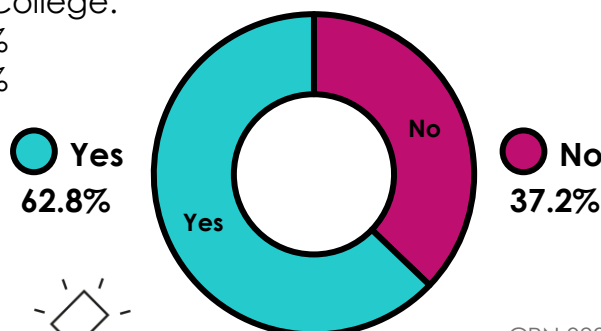
Secondary:

Yes 65.44%  
No 34.56%



Secondary 16+ & College:

Yes 62.84%  
No 37.16%



**Be informed.**



**Be curious.**

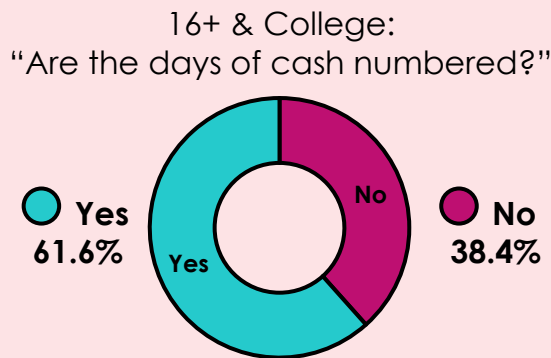
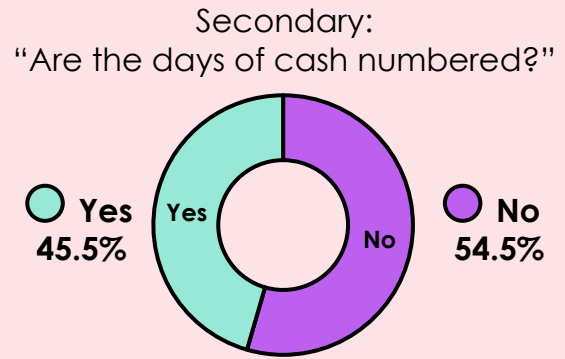
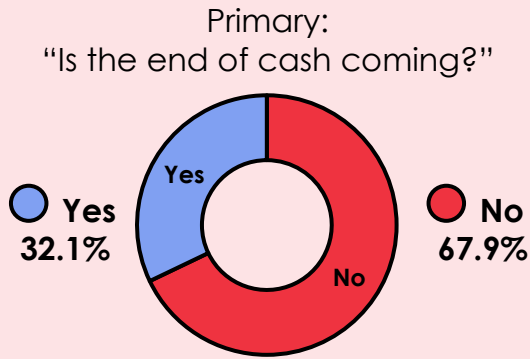


**Be heard.**

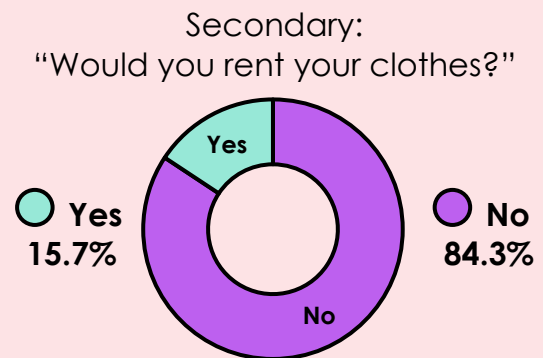
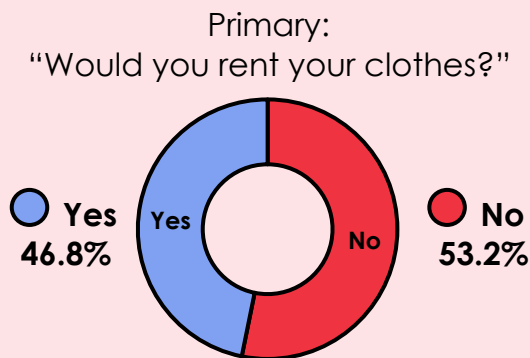


### How does this compare to previous VoteTopics?

Earlier this year, during the week of 19<sup>th</sup> – 26<sup>th</sup> March 2021, we asked **Primary pupils** “Is the end of cash coming?” and **Secondary and College students** “Are the days of cash numbered?”. This were the results:



In 2019, during the week of 08<sup>th</sup> – 15<sup>th</sup> February 2019, we asked **Primary and Secondary voters** “Would you rent your clothes?”. This were the results in 2019:



Be informed.



Be curious.

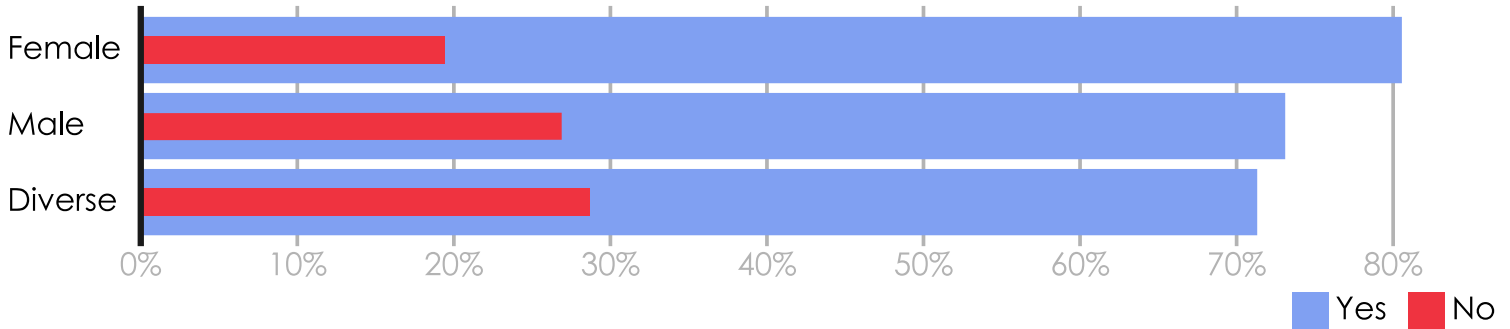


Be heard.

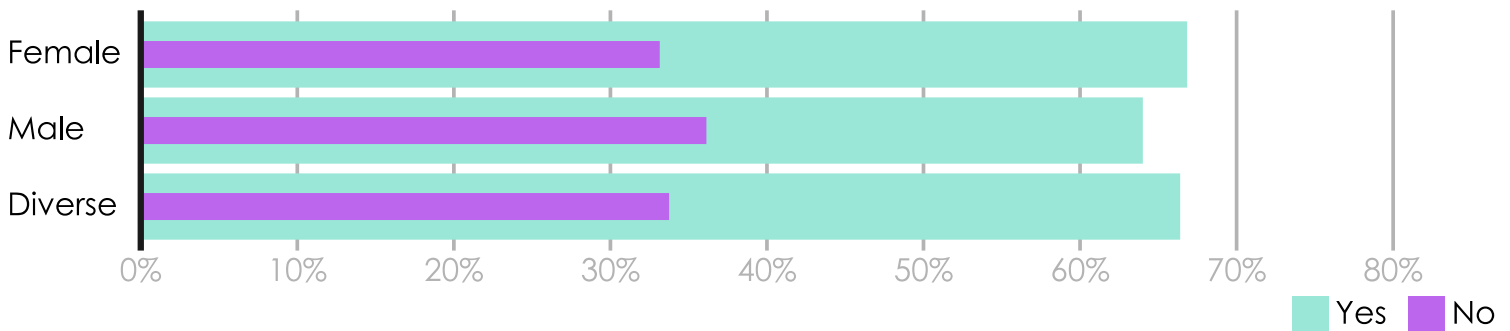


## Gender

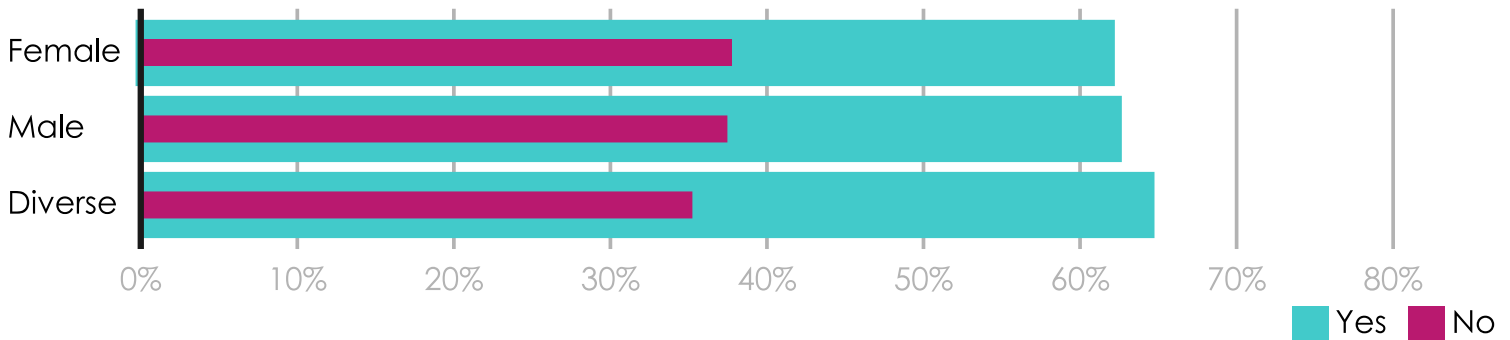
### Primary:



### Secondary:



### Secondary 16+ & College:



### Primary:

	Yes	No
Female	80.53%	19.47%
Male	73.09%	26.91%
Diverse*	71.34%	28.66%

### Secondary:

	Yes	No
Female	66.88%	33.12%
Male	63.92%	36.08%
Diverse*	66.32%	33.68%



Be informed.



Be curious.



Be heard.



## 16+ & College:

	Yes	No
Female	62.17%	37.83%
Male	62.58%	37.42%
Diverse*	64.71%	35.29%

\*Votes collected as "Diverse" include students that identify as gender diverse, as well as students that wish not to disclose or were not able to specify their gender.

The following chart looks at the above **YES VOTES** and reflects how the results between the gender groups compares to the overall results of Primary, Secondary and 16+ & Colleges:

	Primary	Secondary	16+ & College
Female	↑ +3.90%	↑ +1.44%	↓ -0.67%
Male	↓ -3.54%	↓ -1.52%	↓ -0.26%
Diverse*	↓ -5.29%	↑ +0.88%	↑ +1.87%

## Age

Year Group	Yes	No
Year 1	76.80%	23.20%
Year 2	79.43%	20.57%
Year 3	75.82%	24.18%
Year 4	78.67%	21.33%
Year 5	75.09%	24.91%
Year 6	75.46%	24.54%
Year 7	70.78%	29.22%
Year 8	69.53%	30.47%
Year 9	62.30%	37.70%
Year 10	60.07%	39.93%
Year 11	57.61%	42.39%
Year 12	46.58%	53.42%
Year 13	77.63%	22.37%
Vertical Tutor Group	88.89%	11.11%



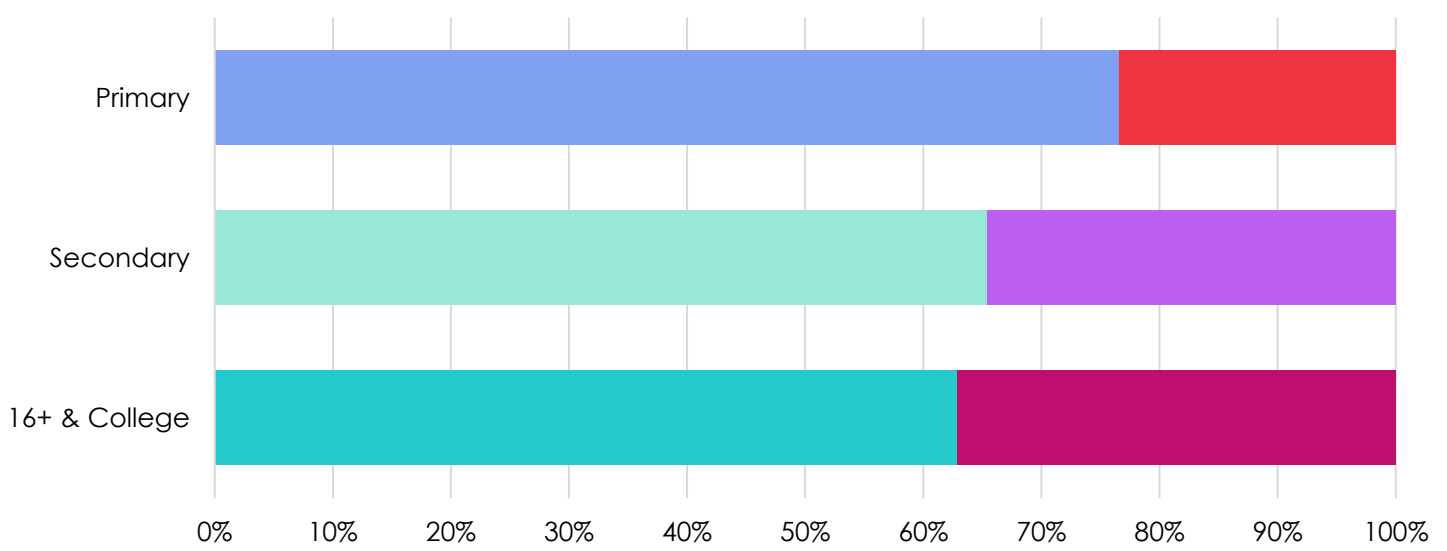
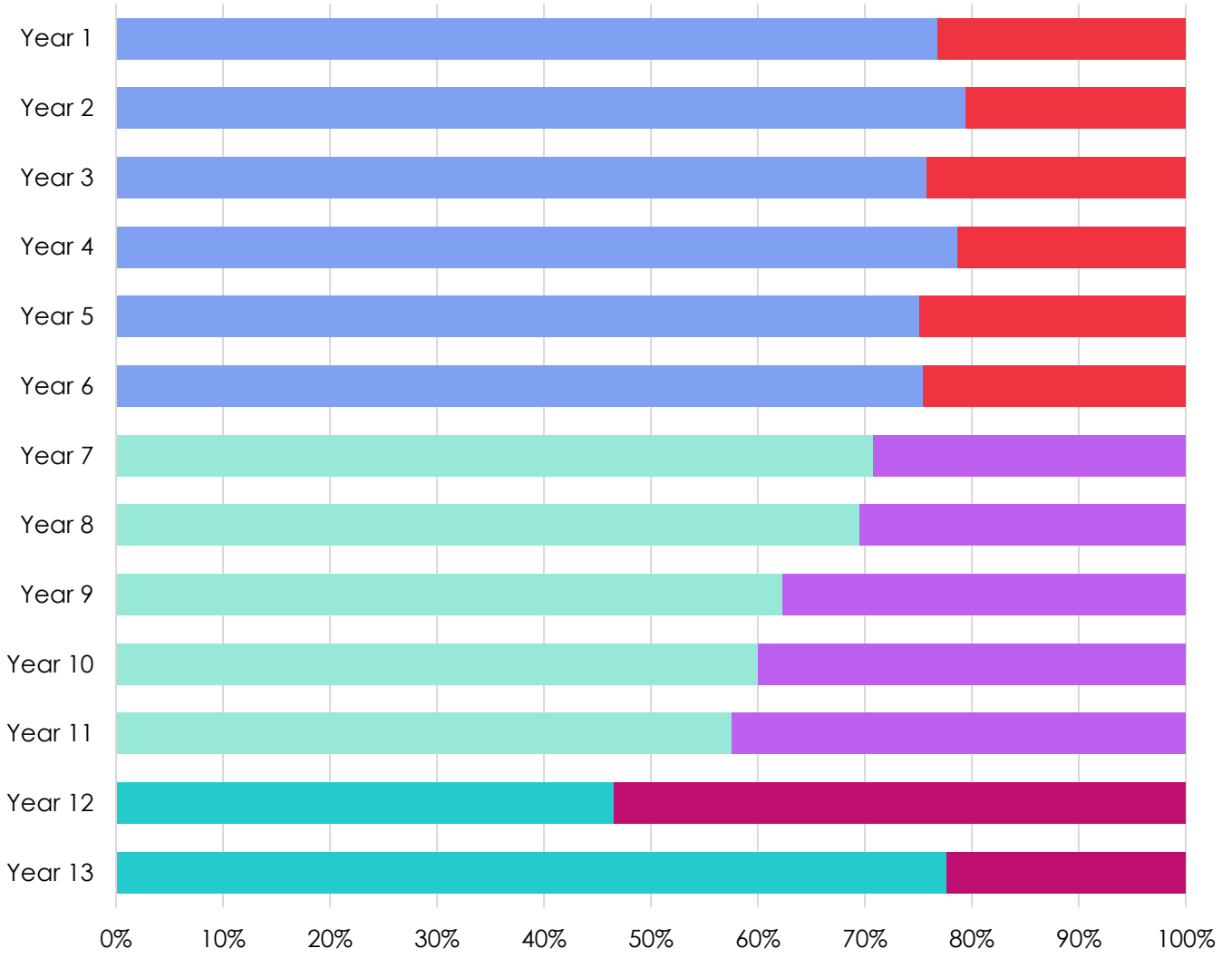
Be informed.



Be curious.



Be heard.



**Be informed.**



**Be curious.**



**Be heard.**

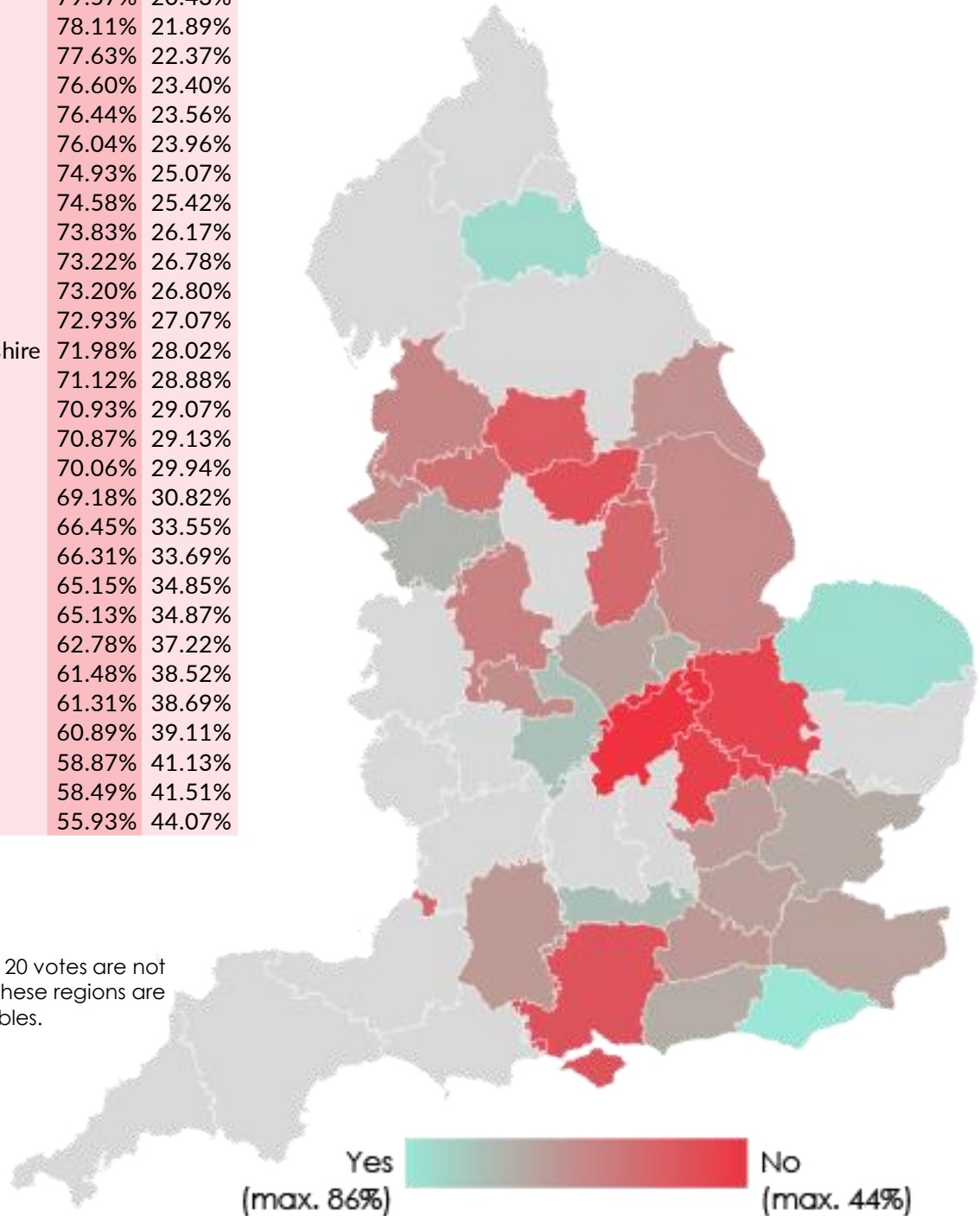
Demtech Ltd T/A: VotesforSchools  
CRN 09940208, registered in England and Wales  
33 Lowndes Street, London, SW1X 9HX  
Office Address: Unit LMLF 2.4, The Leather Market,  
Weston Street, London Bridge, SE1 3ER



## Location

Total – Primary, Secondary & College:

	Yes	No
Gloucestershire*	100%	0.00%
East Sussex	86.05%	13.95%
Norfolk	84.62%	15.38%
Durham	83.87%	16.13%
Warwickshire	79.78%	20.22%
Berkshire	79.57%	20.43%
Greater London	78.11%	21.89%
Cheshire	77.63%	22.37%
Rutland	76.60%	23.40%
West Sussex	76.44%	23.56%
Essex	76.04%	23.96%
Leicestershire	74.93%	25.07%
Kent	74.58%	25.42%
Hertfordshire	73.83%	26.17%
Wiltshire	73.22%	26.78%
London	73.20%	26.80%
Surrey	72.93%	27.07%
East Riding of Yorkshire	71.98%	28.02%
West Midlands	71.12%	28.88%
Merseyside	70.93%	29.07%
Lincolnshire	70.87%	29.13%
Lancashire	70.06%	29.94%
Staffordshire	69.18%	30.82%
Greater Manchester	66.45%	33.55%
North Yorkshire	66.31%	33.69%
Nottinghamshire	65.15%	34.85%
Bristol	65.13%	34.87%
West Yorkshire	62.78%	37.22%
Hampshire	61.48%	38.52%
Isle of Wight	61.31%	38.69%
South Yorkshire	60.89%	39.11%
Cambridgeshire	58.87%	41.13%
Bedfordshire	58.49%	41.51%
Northamptonshire	55.93%	44.07%



\*Regions with fewer than 20 votes are not displayed on the maps. These regions are marked with a \* in the tables.



Be informed.



Be curious.



Be heard.

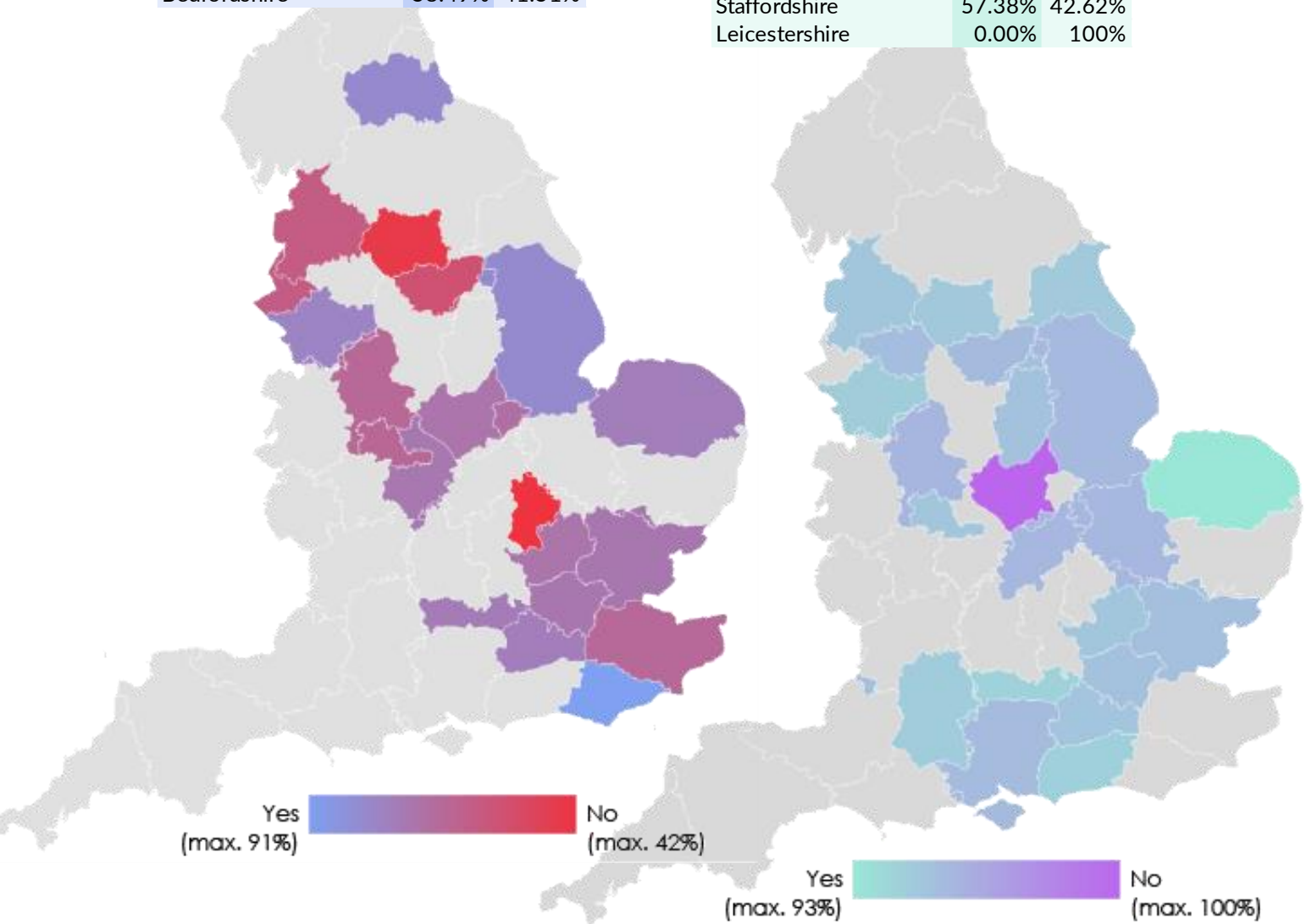


### Primary:

	Yes	No
Gloucestershire*	100%	0.00%
Northamptonshire*	100%	0.00%
East Sussex	90.63%	9.38%
Lincolnshire	84.23%	15.77%
Durham	83.87%	16.13%
Cheshire	82.32%	17.68%
Norfolk	80.71%	19.29%
Surrey	80.54%	19.46%
North Yorkshire*	80.00%	20.00%
Berkshire	80.00%	20.00%
Warwickshire	78.95%	21.05%
London	78.86%	21.14%
Essex	78.68%	21.32%
Greater London	78.11%	21.89%
Hertfordshire	77.98%	22.02%
Leicestershire	77.83%	22.17%
Rutland	76.60%	23.40%
Kent	74.78%	25.22%
Staffordshire	74.30%	25.70%
West Midlands	74.10%	25.90%
Merseyside	70.93%	29.07%
Lancashire	70.59%	29.41%
South Yorkshire	67.71%	32.29%
West Yorkshire	60.46%	39.54%
Bedfordshire	58.49%	41.51%

### Secondary:

	Yes	No
Norfolk	92.65%	7.35%
East Sussex*	80.00%	20.00%
Berkshire	77.67%	22.33%
West Sussex	76.44%	23.56%
Cheshire	74.07%	25.93%
Wiltshire	73.22%	26.78%
East Riding of Yorkshire	71.98%	28.02%
West Yorkshire	70.63%	29.37%
Lancashire	69.66%	30.34%
Hertfordshire	69.52%	30.48%
West Midlands	68.89%	31.11%
Surrey	68.38%	31.62%
Kent*	66.67%	33.33%
North Yorkshire	65.73%	34.27%
London	65.48%	34.52%
Nottinghamshire	65.15%	34.85%
Bristol	64.71%	35.29%
Essex	64.49%	35.51%
Greater Manchester	62.22%	37.78%
Hampshire	61.48%	38.52%
Isle of Wight	61.31%	38.69%
South Yorkshire	61.30%	38.70%
Lincolnshire	60.07%	39.93%
Cambridgeshire	58.87%	41.13%
Northamptonshire	58.82%	41.18%
Staffordshire	57.38%	42.62%
Leicestershire	0.00%	100%





### Students' Comments:

"In my opinion, the **high street** will **bounce back** after the **pandemic** because it is a good way **for people to socialise** and **meet friends.**"

Primary School, West Midlands

"I think that the high street will bounce back after the pandemic as many **people will be wanting to visit their local bookshop, cafe, hairdressers, food shops etc.** I think that many people will be **looking forward to seeing things near them re open**, making them more likely to visit. This is good for shops as it will make people want to go to the shops, **in order to get back to normality.**"

Primary School, Greater London

"I think that the high street will bounce back because even though more people are preferring shopping online, there are still **some people who enjoy going out shopping** and will resume doing so after the pandemic is over. Besides, the high street **has been a thing for so long** so even with some shops closing, I think the **community will find a way to bring it back.**"

Primary School, Greater London

"I hope the high streets bounce back since they are so important to us and are **a staple in the British world.** I don't think it is going to **leave any time soon.**"

Secondary School, Berkshire

"I believe that the high-street is a **necessity to a town.** Online shopping is taking over the industry, but **shops will always be needed**, not only to choose the perfect thing for you but it is also an **experience** and **accessible to all.** Online shopping can only be done with certain technology and the older generation may not be able to manage with that."

Secondary School, West Midlands

"Everyone wants **the buzz** of being on a high street, **when lock down was eased**, everyone rushed to the shops because they know it **trumps online shopping.**"

Secondary School, West Midlands

"No matter what they do the centre will be **heart of the city** many people will go."

Secondary School, West Midlands



Be informed.



Be curious.



Be heard.





"Some people say that we can just use online shopping, but I disagree. The high street **isn't just a place for buying and browsing** clothes **it's a hub**, a **central meeting place** and a **heart of any community**. We are social creature and meeting up for a coffee or having a browse of stores is the perfect way to do this. As a younger member of our society, I **don't want the high street to die** as when I was younger I **would look forward to the day** when I could go to town with my friends. I don't want the high street to be another thing I will have to tell my children or grandchildren about because it no longer exists. **Let's keep the high street alive!**"

Secondary School, West Midlands

"I think the high street will bounce back, I have reasons to support this. Firstly, they will **become even more popular**. People have just been put off by the pandemic. Secondly, people have **missed the experience** of going into the shop and trying something on. Thirdly, it will **bring more people together** and people will reunite after a year. Lastly, people have got **fed up with online shopping** and how complicated it is to search for clothes, so this will be a big relief for people, especially for older people as they have stayed home because they are the most at risk."

Secondary School, South Yorkshire

"I don't think it will bounce back because by the time Coronavirus has settled down, **people will be so used to ordering things online** they will just **stick to doing that.**"

Primary School, West Yorkshire

"You can buy most things online, so the high street will **continue to decline.**"

Secondary School, Surrey

"Employers have **seen the benefits of online shopping** so high streets are not going to bounce back."

Primary School, West Midlands

"I just can't see the High Street bouncing back, since this **pandemic has forced changes** to how we do things shopping related. We **rely on our computer** to get us food, and even elderly now rely on their computers to **order essentials.**"

Secondary School, Berkshire



Be informed.



Be curious.



Be heard.