



Should we be allowed to travel this year?

21st – 28th May 2021

Sample of 20,655 voters

If you want more information of the exact split of the sample size across the different categories below, please contact us at lara@votesforschools.com.

Please Note: The sample size featured reflects the number of pupils and students that cast their vote on this topic during the week in which this vote was held. This sample size does therefore not reflect the number of pupils and students who discussed this VoteTopic but did not get a chance to participate in the voting.

VoteTopic Overview:

Question Primary:

“Should we be allowed to travel this year?”

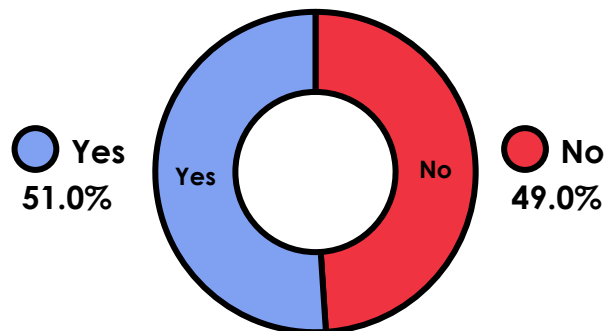
Question Secondary:

“Should we be allowed to travel this year?”

Grand Total

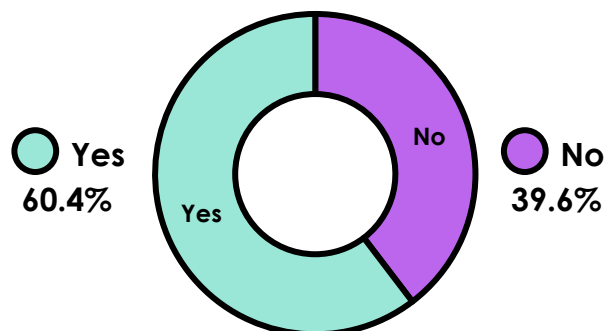
Primary:

Yes	51.04%
No	48.96%



Secondary:

Yes	60.36%
No	39.64%



Be informed.



Be curious.

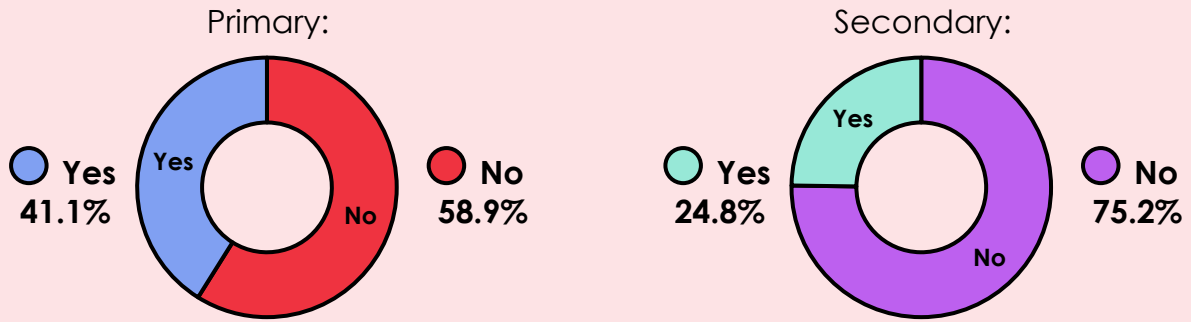


Be heard.



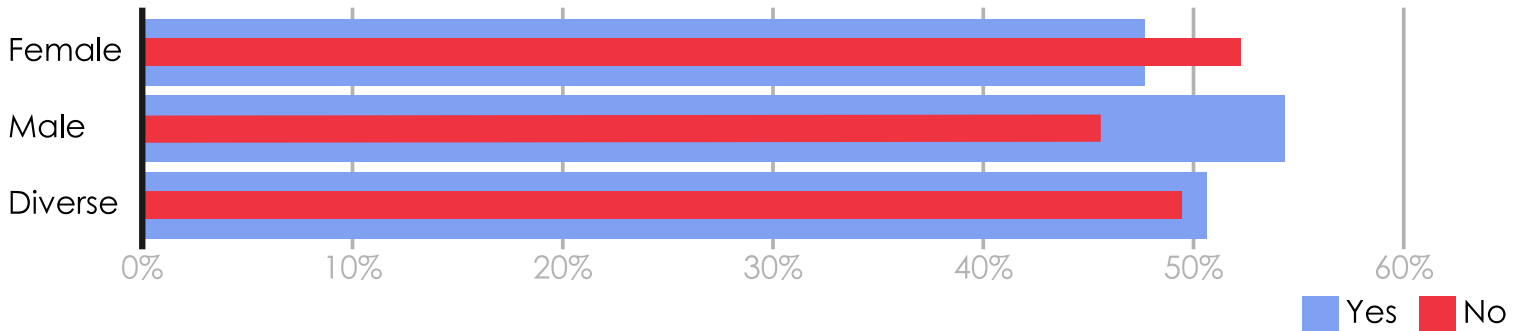
How does this compare to previous VoteTopics?

In 2020, during the week of 28th August – 04th September 2020, we asked **Primary and Secondary voters** “Are ‘staycations’ the future?”. This were the results:

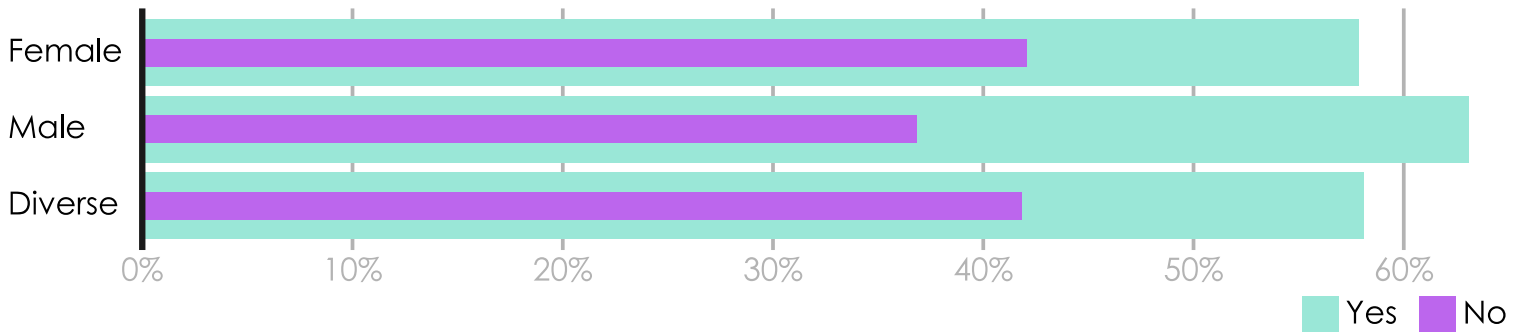


Gender

Primary:



Secondary:



Be informed.



Be curious.



Be heard.



Primary:

	Yes	No
Female	47.74%	52.26%
Male	54.36%	45.64%
Diverse*	50.60%	49.40%

Secondary:

	Yes	No
Female	57.91%	42.09%
Male	63.12%	36.88%
Diverse*	58.09%	41.91%

*Votes collected as "Diverse" include students that identify as gender diverse, as well as students that wish not to disclose or were not able to specify their gender.

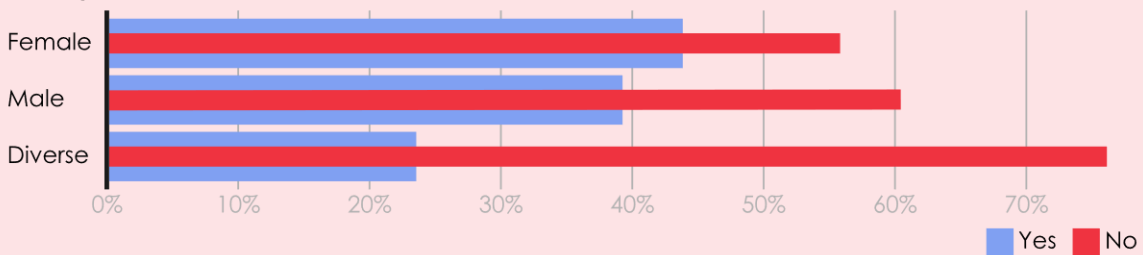
The following chart looks at the above **YES VOTES** and reflects how the results between the gender groups compares to the overall results of Primary and Secondary:

	Primary	Secondary
Female	↓ -3.30%	↓ -2.45%
Male	↑ +3.32%	↑ +2.76%
Diverse*	↓ -0.44%	↓ -2.27%

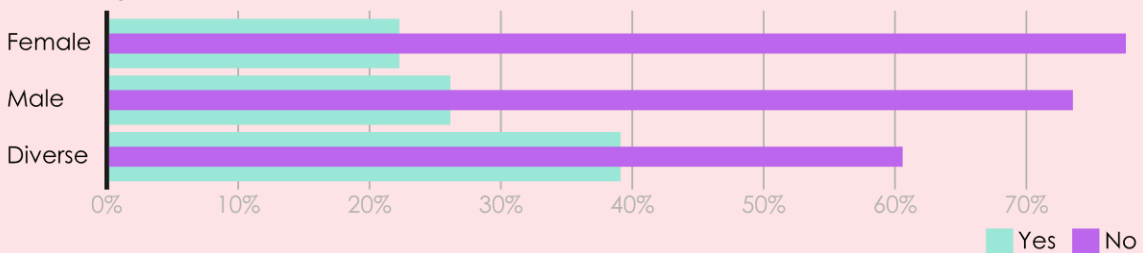
How does this compare to previous VoteTopics?

28th August – 04th September 2020: "Are 'staycations' the future?"

Primary



Secondary



Be informed.



Be curious.

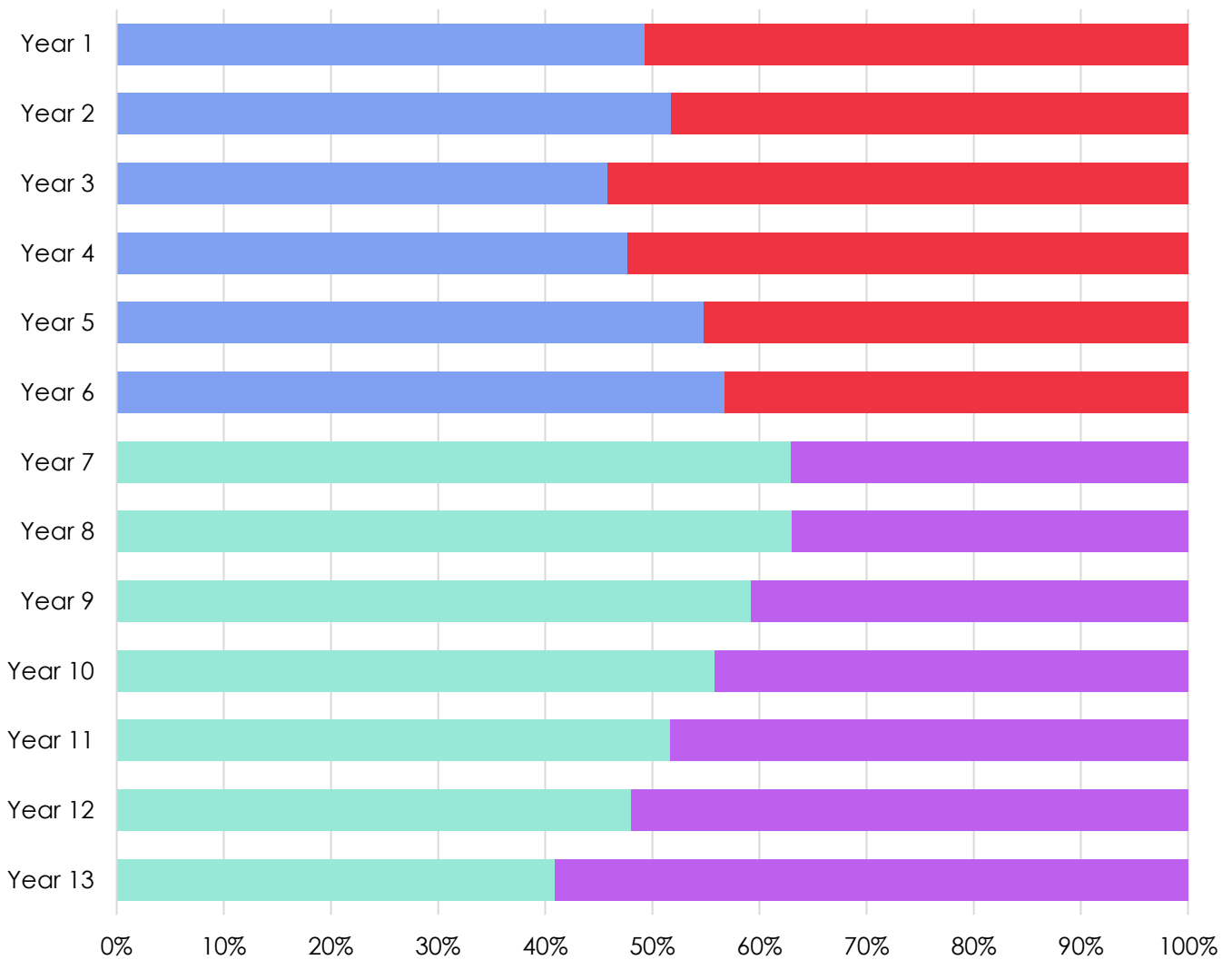


Be heard.



Age

Year Group	Yes	No
Reception	71.43%	28.57%
Year 1	49.28%	50.72%
Year 2	51.73%	48.27%
Year 3	45.79%	54.21%
Year 4	47.63%	52.37%
Year 5	54.76%	45.24%
Year 6	56.77%	43.23%
Year 7	62.93%	37.07%
Year 8	62.99%	37.01%
Year 9	59.21%	40.79%
Year 10	55.84%	44.16%
Year 11	51.63%	48.37%
Year 12	48.04%	51.96%
Year 13	40.91%	59.09%
Vertical Tutor Group	38.89%	61.11%



Be informed.



Be curious.

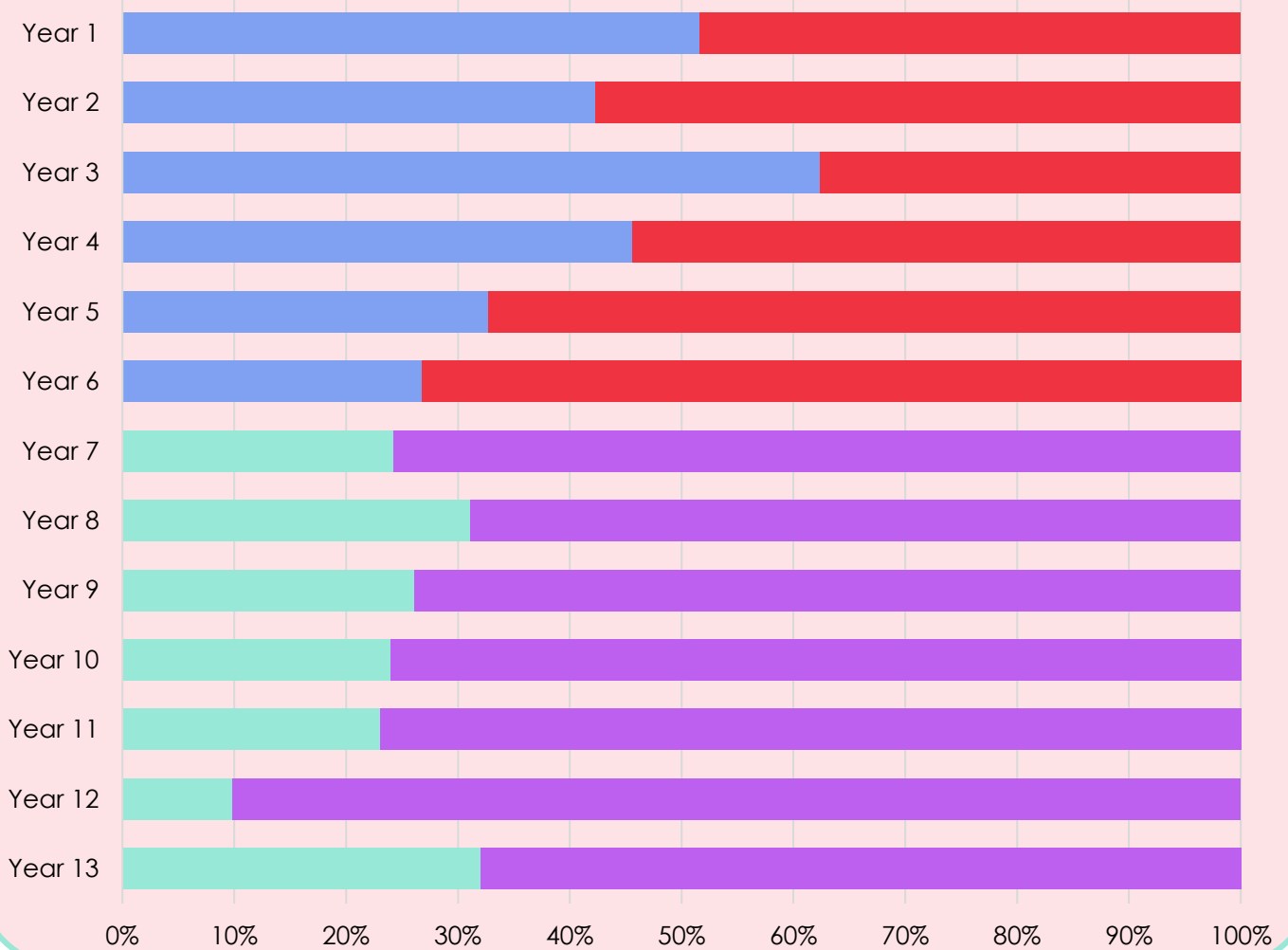


Be heard.



How does this compare to previous VoteTopics?

28th August – 04th September 2020: "Are 'staycations' the future?"



Be informed.



Be curious.



Be heard.

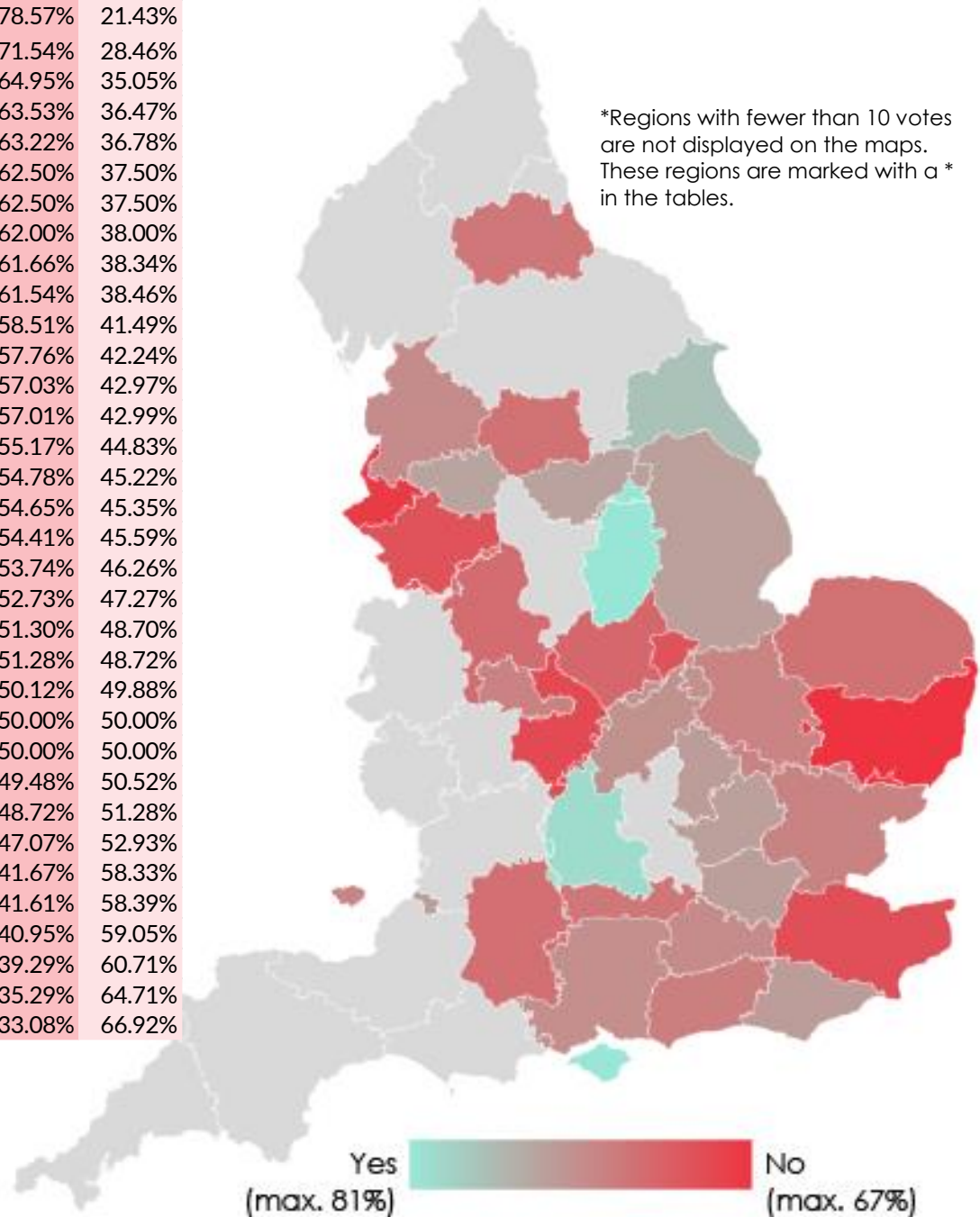


Location

Total – Primary & Secondary:

	Yes	No
Dorset*	100%	0.00%
Gloucestershire*	87.50%	12.50%
Isle of Wight	81.48%	18.52%
Nottinghamshire	81.25%	18.75%
Oxfordshire	78.57%	21.43%
East Riding of Yorkshire	71.54%	28.46%
London	64.95%	35.05%
Greater Manchester	63.53%	36.47%
South Yorkshire	63.22%	36.78%
Hertfordshire	62.50%	37.50%
Lincolnshire	62.50%	37.50%
Bristol	62.00%	38.00%
East Sussex	61.66%	38.34%
Bedfordshire	61.54%	38.46%
Northamptonshire	58.51%	41.49%
Hampshire	57.76%	42.24%
Lancashire	57.03%	42.97%
Surrey	57.01%	42.99%
Cardiff	55.17%	44.83%
Cambridgeshire	54.78%	45.22%
Essex	54.65%	45.35%
West Midlands	54.41%	45.59%
West Sussex	53.74%	46.26%
North Yorkshire	52.73%	47.27%
Durham	51.30%	48.70%
Berkshire	51.28%	48.72%
Greater London	50.12%	49.88%
Norfolk	50.00%	50.00%
West Yorkshire	50.00%	50.00%
Wiltshire	49.48%	50.52%
Staffordshire	48.72%	51.28%
Leicestershire	47.07%	52.93%
Rutland	41.67%	58.33%
Cheshire	41.61%	58.39%
Kent	40.95%	59.05%
Warwickshire	39.29%	60.71%
Merseyside	35.29%	64.71%
Suffolk	33.08%	66.92%

*Regions with fewer than 10 votes are not displayed on the maps. These regions are marked with a * in the tables.



Be informed.



Be curious.



Be heard.

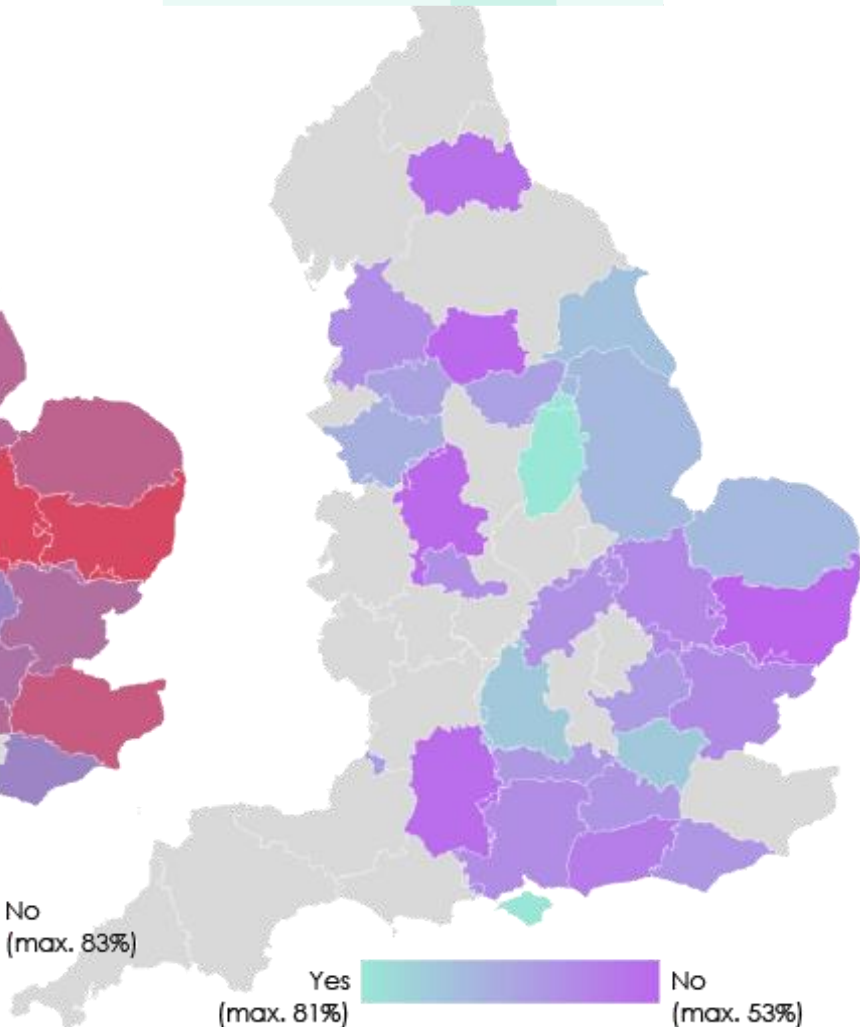
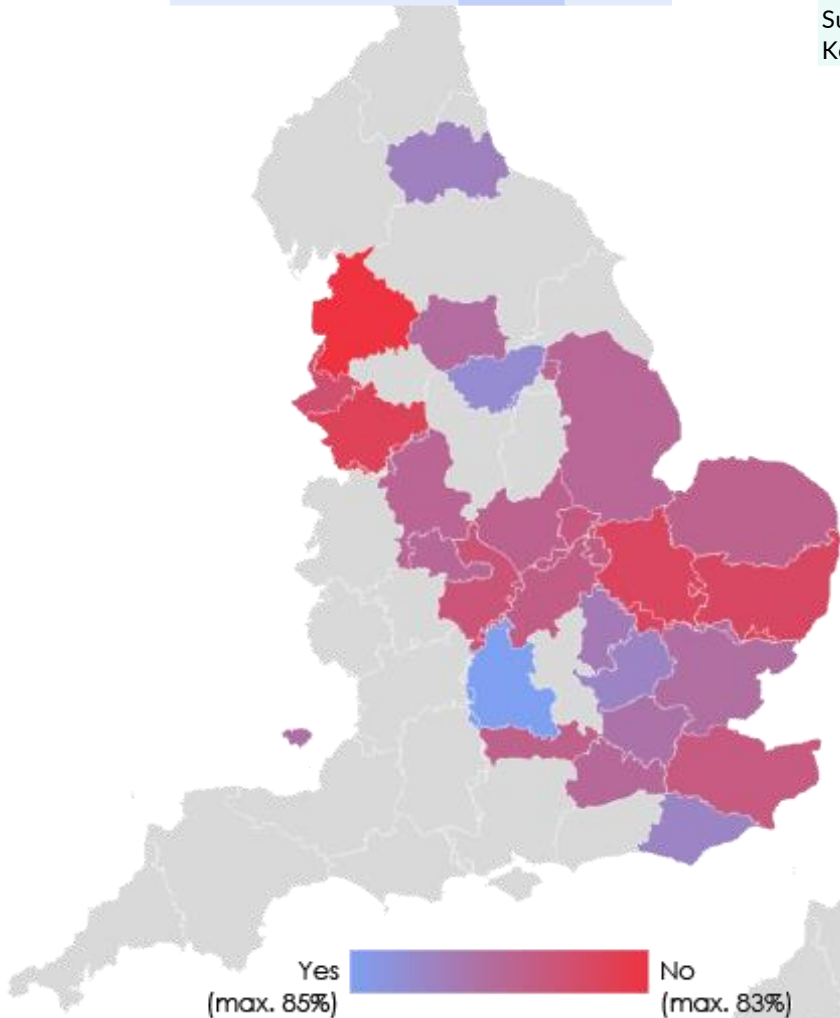


Primary:

	Yes	No
Gloucestershire*	87.50%	12.50%
Oxfordshire	84.62%	15.38%
South Yorkshire	72.16%	27.84%
East Sussex	67.57%	32.43%
Hertfordshire	67.44%	32.56%
Durham	65.38%	34.62%
Bedfordshire	61.54%	38.46%
London	60.02%	39.98%
Cardiff	55.17%	44.83%
Essex	54.10%	45.90%
West Yorkshire	53.25%	46.75%
Surrey	51.16%	48.84%
West Midlands	50.46%	49.54%
Lincolnshire	50.23%	49.77%
Greater London	50.12%	49.88%
Staffordshire	48.98%	51.02%
Leicestershire	47.07%	52.93%
Norfolk	46.81%	53.19%
Berkshire	46.17%	53.83%
Northamptonshire	44.12%	55.88%
Kent	41.84%	58.16%
Rutland	41.67%	58.33%
Warwickshire	39.29%	60.71%
Merseyside	35.29%	64.71%
Suffolk	30.63%	69.37%
Cambridgeshire	29.63%	70.37%
Cheshire	26.96%	73.04%
Lancashire	17.39%	82.61%

Secondary:

	Yes	No
Dorset*	100%	0.00%
Isle of Wight	81.48%	18.52%
Nottinghamshire	81.25%	18.75%
Oxfordshire	73.33%	26.67%
London	73.29%	26.71%
East Riding of Yorkshire	71.54%	28.46%
Norfolk	69.57%	30.43%
Lincolnshire	69.55%	30.45%
Cheshire	66.95%	33.05%
Greater Manchester	63.53%	36.47%
South Yorkshire	62.93%	37.07%
Bristol	62.00%	38.00%
Hertfordshire	61.57%	38.43%
Berkshire	60.92%	39.08%
Surrey	60.28%	39.72%
East Sussex	60.26%	39.74%
Northamptonshire	59.16%	40.84%
Lancashire	58.57%	41.43%
West Midlands	58.42%	41.58%
Hampshire	57.76%	42.24%
Essex	57.24%	42.76%
Cambridgeshire	56.84%	43.16%
West Sussex	53.74%	46.26%
North Yorkshire	52.73%	47.27%
Durham	50.38%	49.62%
Wiltshire	49.48%	50.52%
Staffordshire	48.41%	51.59%
West Yorkshire	48.12%	51.88%
Suffolk	47.37%	52.63%
Kent*	28.57%	71.43%





Students' Comments:

"We should be able to go on holiday because **people are being tested.**"

Primary School, West Midlands

"We should travel, but only to **green countries**, because they won't have a lot of cases, and this **will be safer.**"

Primary School, Essex

"We should travel because lots of us are **missing our families.**"

Primary School, West Midlands

"While the risks are high as of now, people should still be allowed to **dictate their lives**, and if they want to go on a holiday, it's **their responsibility** to make sure they are going to a safe country and **staying safe** there, as the situation has cleared up enough to be safe, the general public should be **given a chance to travel.**"

Secondary School, Berkshire

"We should be allowed to travel this year because **everyone has been waiting indoors**, deprived from the outside world. The pandemic has had a massive **impact on many people's mental health**, so going out and travelling can really **sort the dilemma out.**"

Secondary School, West Midlands

"The **vaccination program** in the UK is going very well, with adults under 40 now being offered the first dose of the vaccine. I truly think that our **economy will not survive** if we don't travel, and that most small shops will find it hard to sustain a profit if we don't have **income from tourists.**"

Secondary School, West Midlands



Be informed.



Be curious.



Be heard.



"We should **protect other people** by waiting until it is safe. We **don't want another lockdown!**"

Primary School, London

"I think no so we can **protect everyone** and not go into **another lockdown.**"

Primary School, West Midlands

"It's better to have tougher restrictions now so that we can have a **free future sooner**, rather than a more relaxed year but have **restrictions continuing for longer.**"

Secondary School, West Midlands

"I think that the **threat of variant spreading** is still around, looking at the Indian variant for example. We **could make this situation a lot worse** than what some countries are already in if we are **selfish.**"

Secondary School, Berkshire

"Even though we might have **family in other countries**, **technology** has advanced so much that **we can see our loved ones** faces any time we want! The **virus is still around** and is advancing very quickly so it's the **safest option** to stay home and **protect others.**"

Secondary School, Berkshire

"Travel should be **prohibited** outside of the country **until cases have steadied**. Travelling risks **increasing the rate of coronavirus** and spreading it to new areas making it **almost impossible to contain the virus.**"

Secondary School, Lancashire



Be informed.



Be curious.



Be heard.