



Is streaming good for the music industry?

04th – 11th June 2021

Sample of 23,306 voters

If you want more information of the exact split of the sample size across the different categories below, please contact us at lara@votesforschools.com.

Please Note: The sample size featured reflects the number of pupils and students that cast their vote on this topic during the week in which this vote was held. This sample size does therefore not reflect the number of pupils and students who discussed this VoteTopic but did not get a chance to participate in the voting.

VoteTopic Overview:

Question Primary:

"Is streaming good for the music industry?"

Question Secondary:

"Is streaming good for the music industry?"

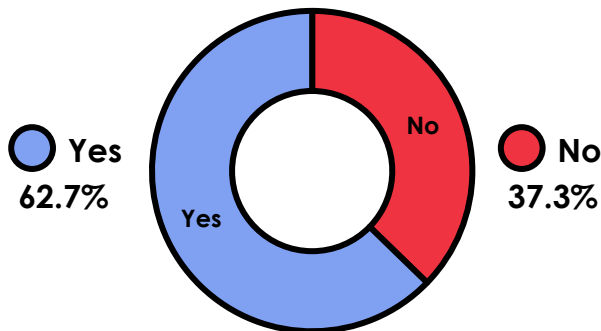
Question Secondary 16+ & College:

"Is streaming good for the music industry?"

Grand Total

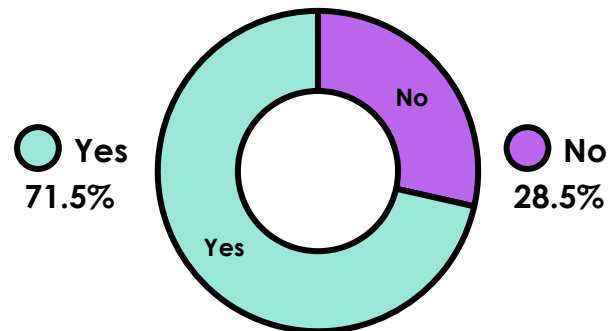
Primary:

Yes 62.74%
No 37.26%



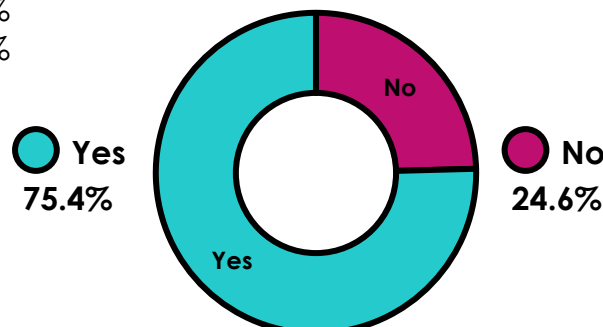
Secondary:

Yes 71.47%
No 28.53%



Secondary 16+ & College:

Yes 75.42%
No 24.58%



Be informed.



Be curious.

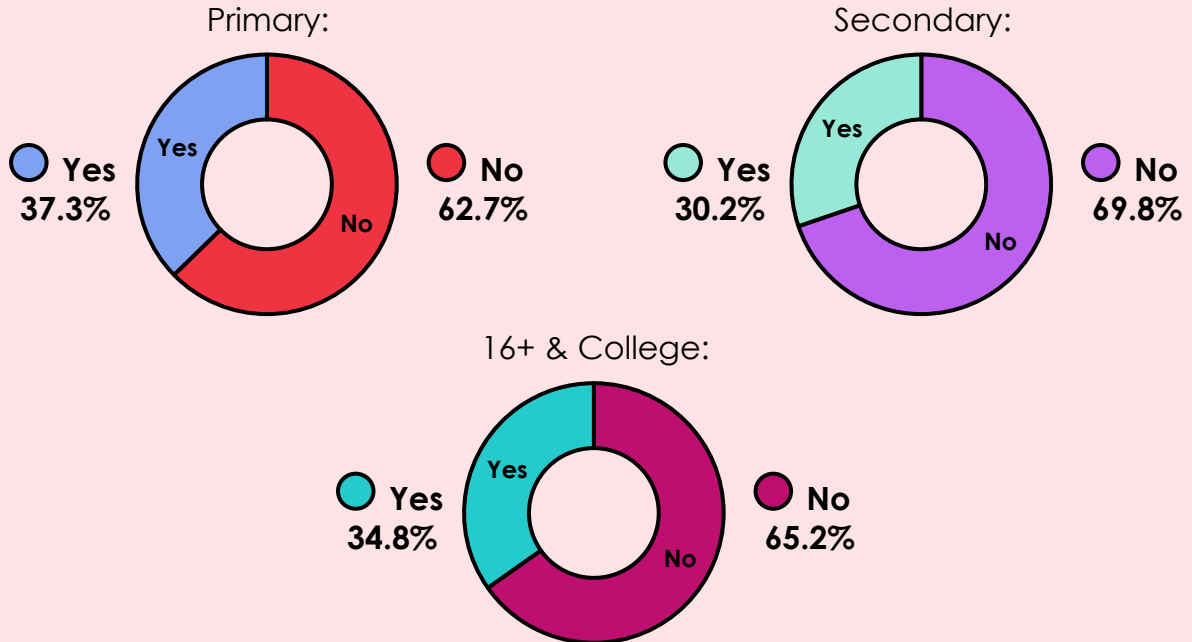


Be heard.



How does this compare to previous VoteTopics?

In 2020, during the week of 16th – 23rd October 2020, we asked **Primary, Secondary and College students** “Will cinemas disappear in your lifetime?”. These were the results:



Gender

Primary:

	Yes	No
Female	60.70%	39.30%
Male	63.94%	36.06%
Diverse*	75.10%	24.90%

Secondary:

	Yes	No
Female	69.52%	30.48%
Male	74.20%	25.80%
Diverse*	67.82%	32.18%

16+ & College:

	Yes	No
Female	74.72%	25.28%
Male	75.25%	24.75%
Diverse*	83.33%	16.67%

*Votes collected as “Diverse” include students that identify as gender diverse, as well as students that wish not to disclose or were not able to specify their gender.



Be informed.



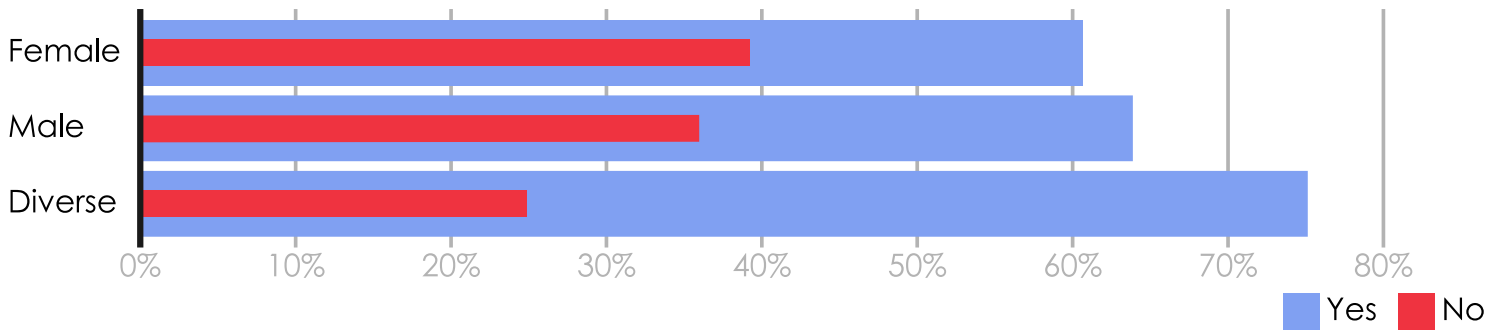
Be curious.



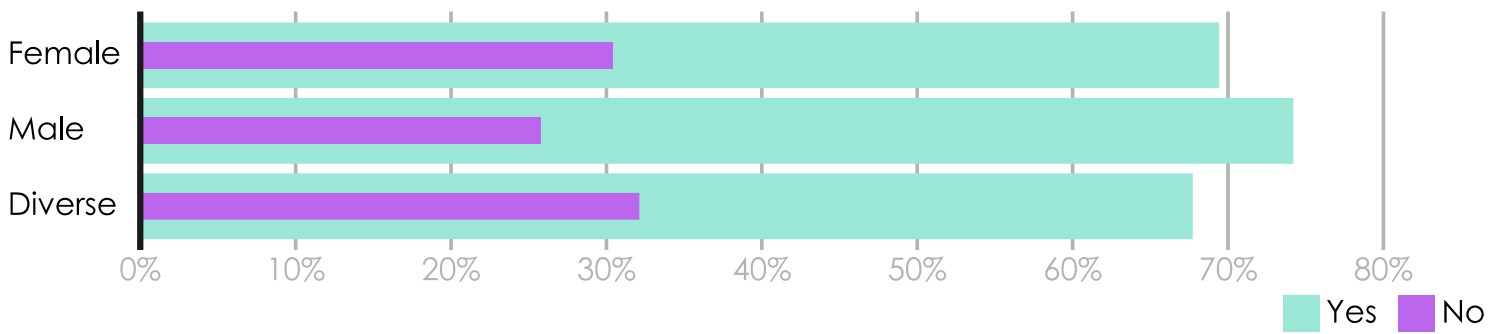
Be heard.



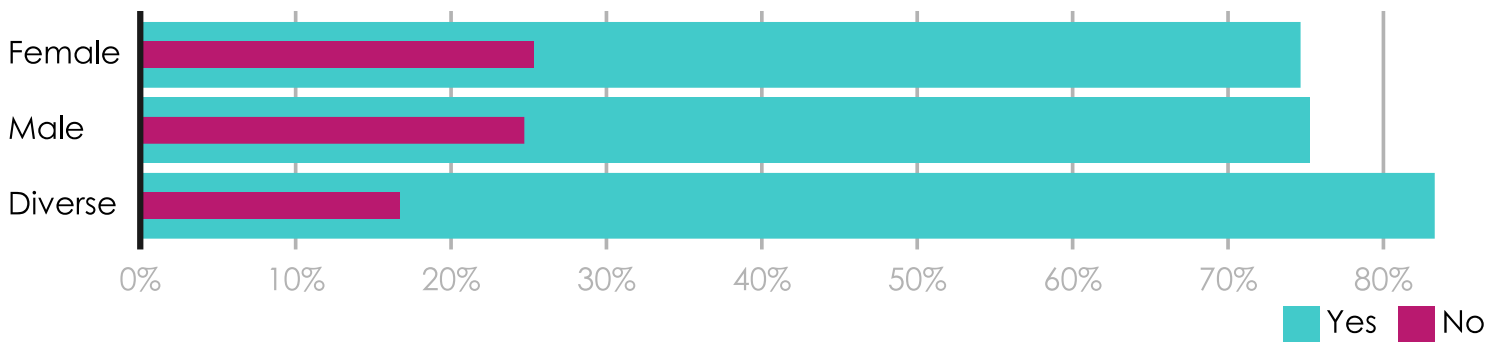
Primary:



Secondary:



Secondary 16+ & College:



The following chart looks at the above **YES VOTES** and reflects how the results between the gender groups compares to the overall results of Primary, Secondary and 16+ & Colleges:

	Primary	Secondary	16+ & College
Female	↓ -2.04%	↓ -1.95%	↓ -0.70%
Male	↑ +1.20%	↑ +2.73%	↓ -0.17%
Diverse*	↑ +12.36%	↓ -3.65%	↑ +7.91%



Be informed.



Be curious.



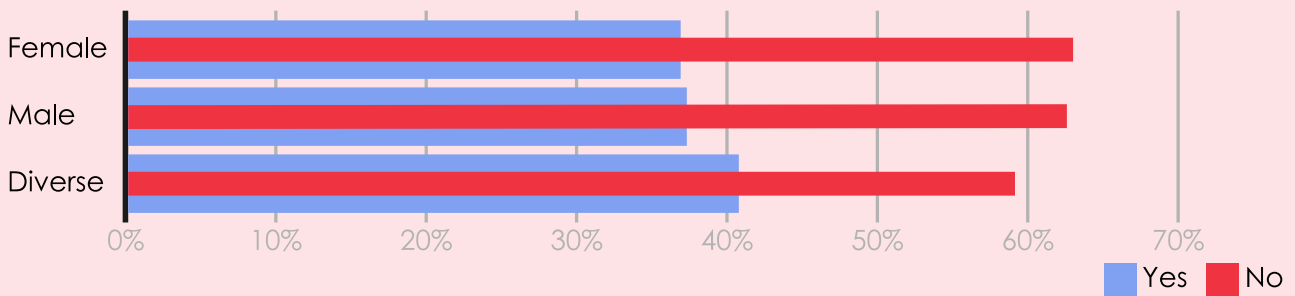
Be heard.



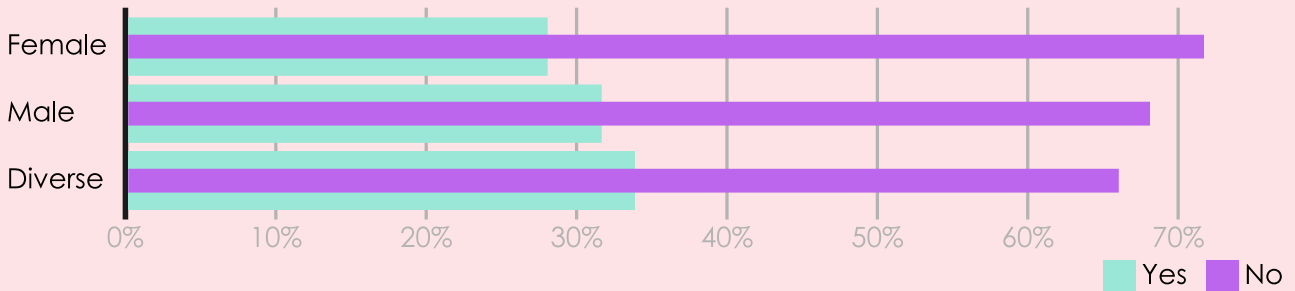
How does this compare to previous VoteTopics?

16th – 23rd October 2020: "Will cinemas disappear in your lifetime?"

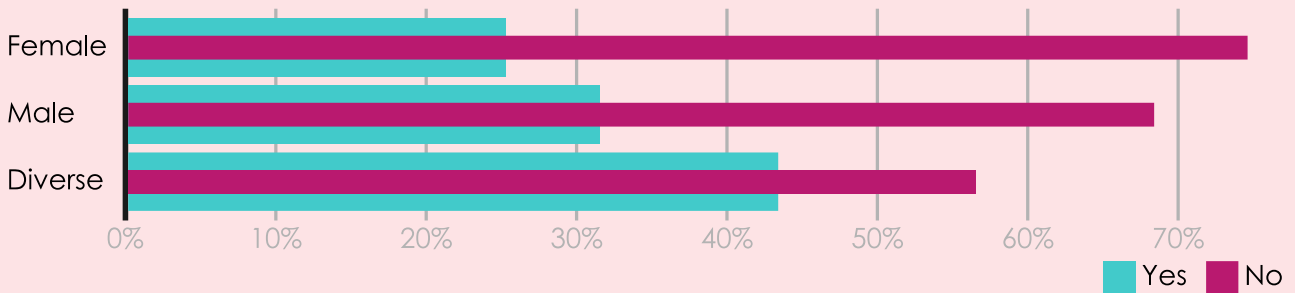
Primary



Secondary



Secondary 16+ & College



Age

Year Group	Yes	No
Year 1	64.84%	35.16%
Year 2	61.71%	38.29%
Year 3	57.74%	42.26%
Year 4	60.69%	39.31%
Year 5	65.52%	34.48%
Year 6	66.71%	33.29%
Year 7	65.92%	34.08%
Year 8	71.76%	28.24%
Year 9	74.88%	25.12%
Year 10	74.37%	25.63%
Year 11	79.65%	20.35%
Year 12	85.23%	14.77%
Vertical Tutor Group	93.10%	6.90%



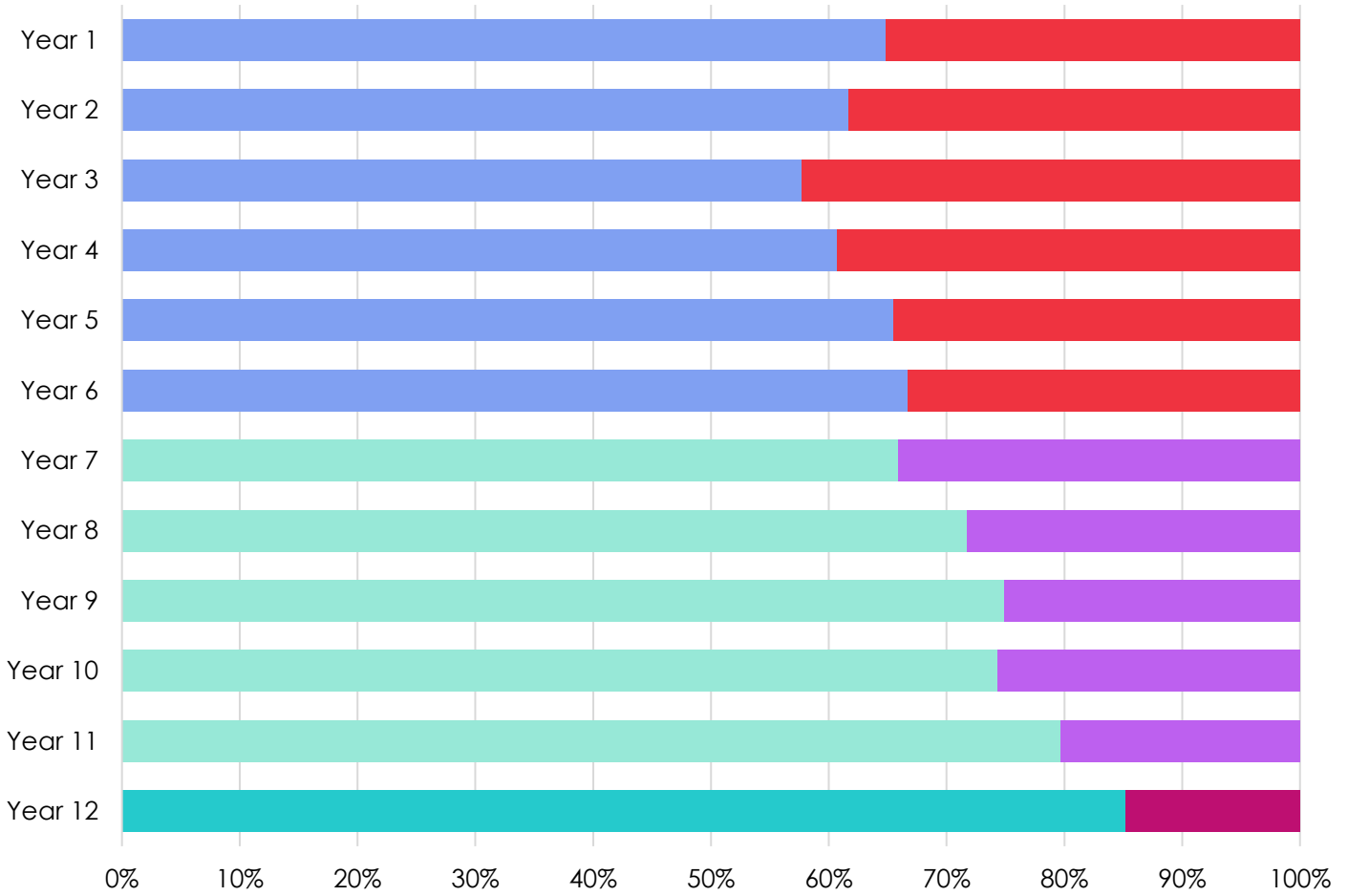
Be informed.



Be curious.

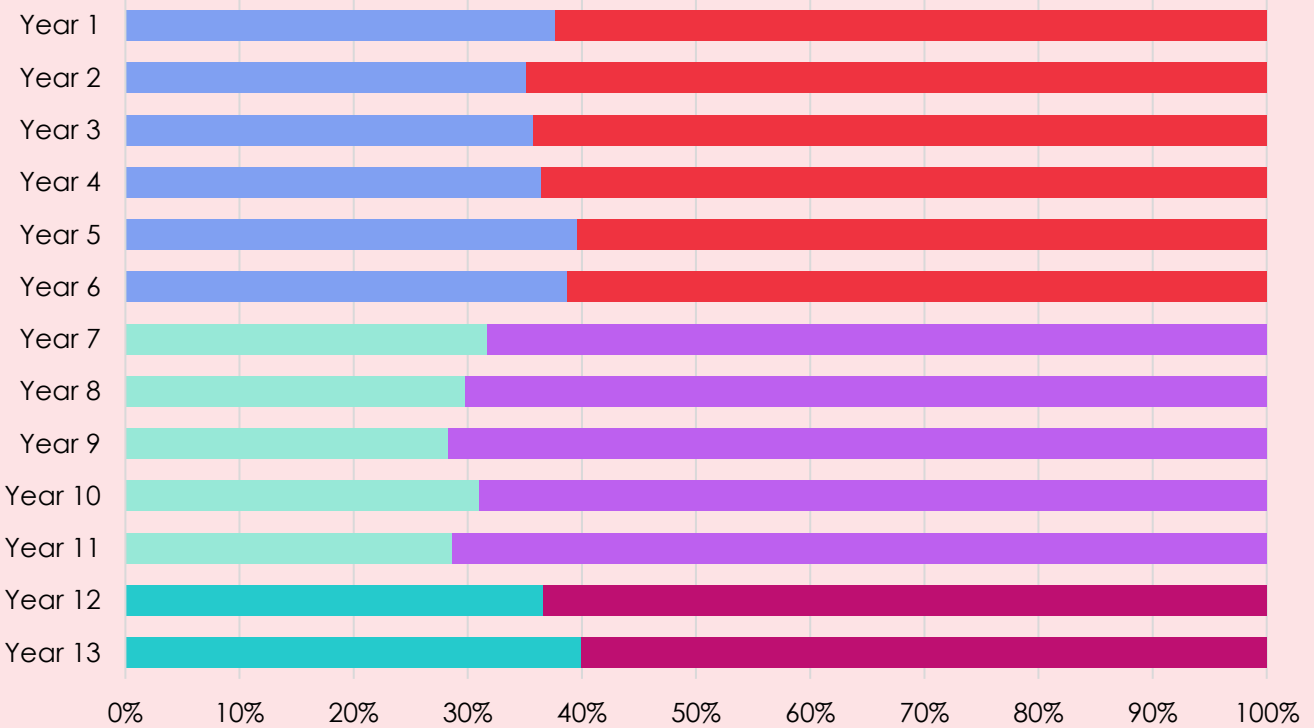


Be heard.



How does this compare to previous VoteTopics?

16th – 23rd October 2020: "Will cinemas disappear in your lifetime?"



Be informed.



Be curious.



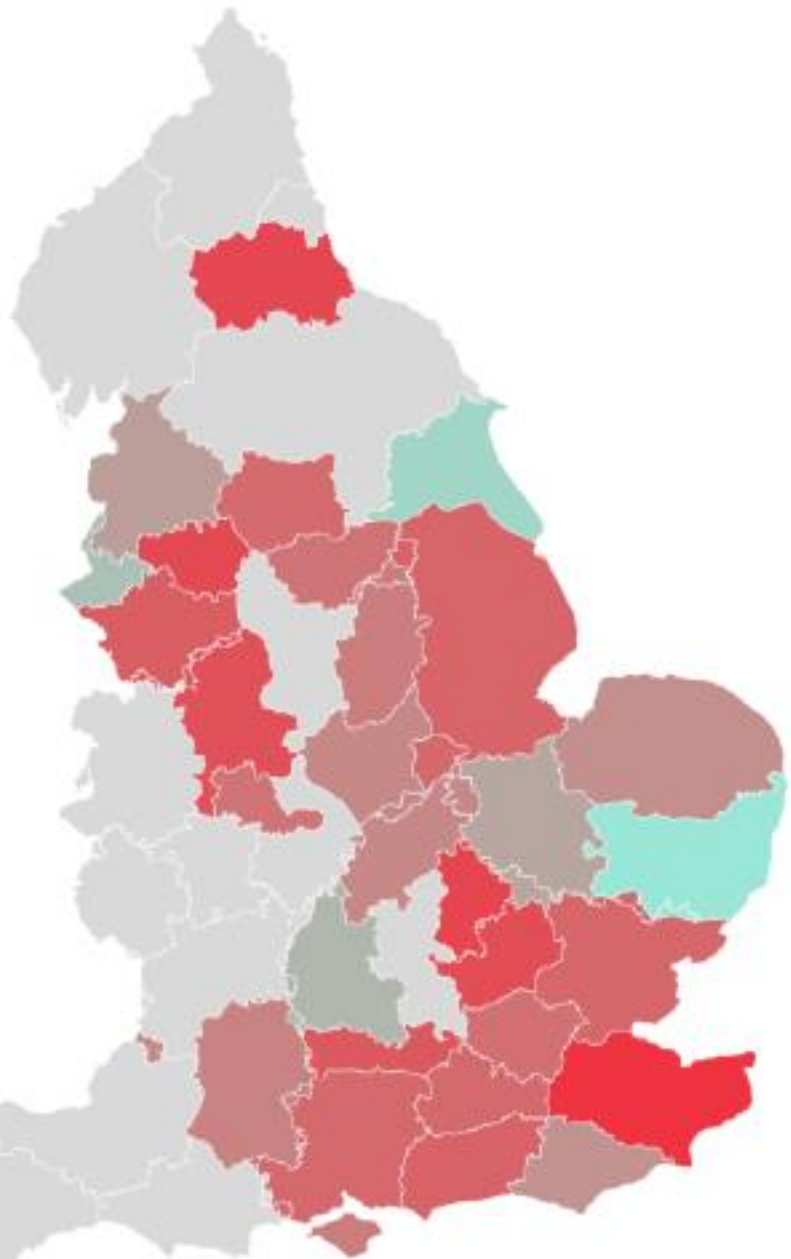
Be heard.



Location

Total – Primary, Secondary & College:

	Yes	No
Suffolk	94.12%	5.88%
East Riding of Yorkshire	90.42%	9.58%
Merseyside	85.71%	14.29%
Oxfordshire	83.33%	16.67%
Cambridgeshire	80.12%	19.88%
Lancashire	78.20%	21.80%
East Sussex	75.66%	24.34%
Norfolk	75.00%	25.00%
Bristol	74.42%	25.58%
Leicestershire	73.58%	26.42%
Northamptonshire	73.39%	26.61%
Wiltshire	72.10%	27.90%
Isle of Wight	71.03%	28.97%
Nottinghamshire	70.83%	29.17%
London	70.42%	29.58%
South Yorkshire	69.12%	30.88%
West Midlands	68.92%	31.08%
West Yorkshire	67.02%	32.98%
Surrey	66.73%	33.27%
Rutland	66.67%	33.33%
Hampshire	66.42%	33.58%
Essex	66.23%	33.77%
Lincolnshire	65.55%	34.45%
West Sussex	65.17%	34.83%
North Yorkshire	65.15%	34.85%
Cheshire	64.29%	35.71%
Berkshire	62.98%	37.02%
Staffordshire	61.16%	38.84%
Hertfordshire	60.24%	39.76%
Greater Manchester	59.61%	40.39%
Durham	59.26%	40.74%
Bedfordshire	58.82%	41.18%
Greater London	57.41%	42.59%
Kent	54.63%	45.37%
Gloucestershire*	25.00%	75.00%



*Regions with fewer than 10 votes are not displayed on the maps. These regions are marked with a * in the tables.



Be informed.



Be curious.



Be heard.

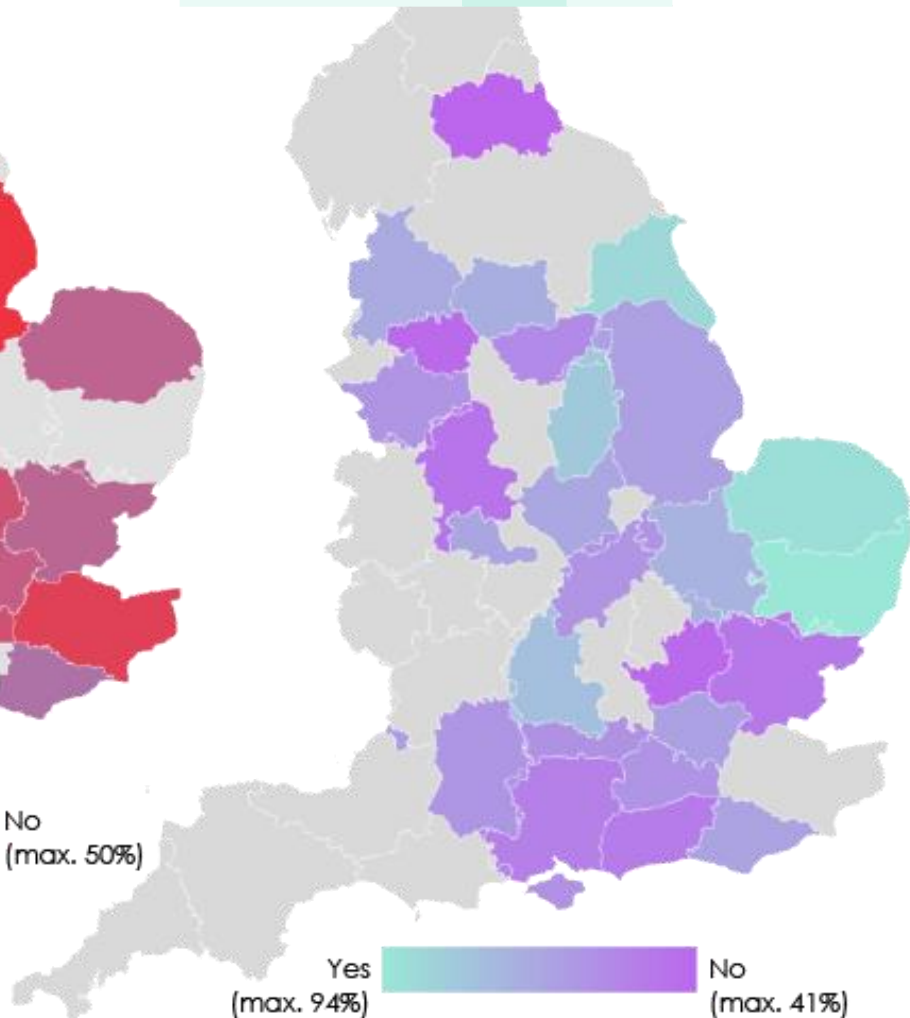
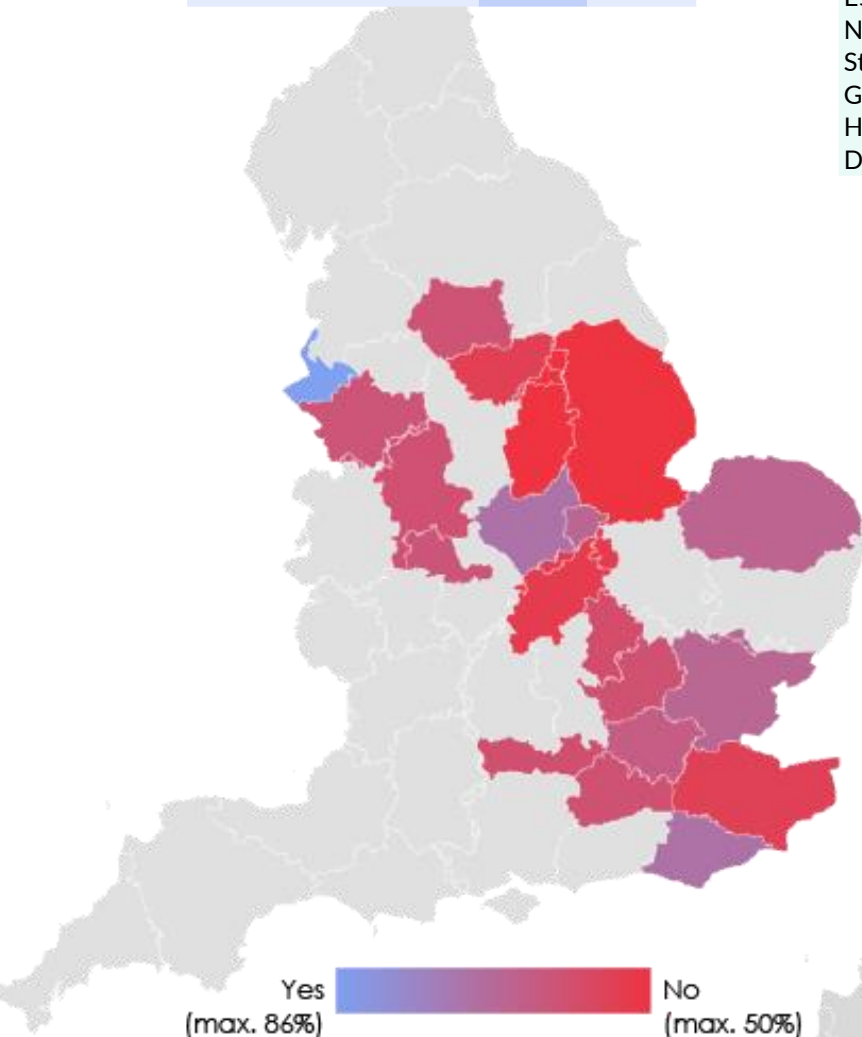


Primary:

	Yes	No
North Yorkshire*	100%	0.00%
Merseyside	85.71%	14.29%
Leicestershire	71.08%	28.92%
East Sussex	70.59%	29.41%
Essex	66.89%	33.11%
Rutland	66.67%	33.33%
London	66.39%	33.61%
Norfolk	65.96%	34.04%
West Midlands	61.46%	38.54%
Cheshire	61.02%	38.98%
West Yorkshire	60.61%	39.39%
Hertfordshire	60.26%	39.74%
Surrey	60.21%	39.79%
Staffordshire	59.86%	40.14%
Berkshire	59.47%	40.53%
Bedfordshire	58.82%	41.18%
Greater London	57.41%	42.59%
Kent	54.63%	45.37%
South Yorkshire	54.17%	45.83%
Northamptonshire	52.94%	47.06%
Lincolnshire	50.28%	49.72%
Nottinghamshire	50.00%	50.00%
Gloucestershire*	25.00%	75.00%

Secondary:

	Yes	No
Suffolk	94.12%	5.88%
Norfolk	92.00%	8.00%
East Riding of Yorkshire	90.42%	9.58%
Nottinghamshire	85.71%	14.29%
Oxfordshire	83.33%	16.67%
Cambridgeshire	80.12%	19.88%
West Yorkshire	78.66%	21.34%
Lancashire	77.87%	22.13%
Leicestershire	76.82%	23.18%
West Midlands	76.58%	23.42%
East Sussex	75.70%	24.30%
London	75.34%	24.66%
Lincolnshire	74.83%	25.17%
Bristol	74.02%	25.98%
Wiltshire	72.10%	27.90%
Cheshire	72.00%	28.00%
Northamptonshire	71.95%	28.05%
Surrey	71.58%	28.42%
Berkshire	71.19%	28.81%
Isle of Wight	71.03%	28.97%
South Yorkshire	69.10%	30.90%
Hampshire	66.42%	33.58%
West Sussex	65.17%	34.83%
Essex	64.07%	35.93%
North Yorkshire	63.84%	36.16%
Staffordshire	63.00%	37.00%
Greater Manchester	60.29%	39.71%
Hertfordshire	60.24%	39.76%
Durham	59.26%	40.74%





Students' Comments:

"Streaming music is a **new way forward!** However, music **artists** should **be paid a higher percentage**, so that it benefits them!"

Primary School, London

"Streaming is good for the music industry as this year has shown that **going to the shops is not always possible** but music can still be streamed. It is also an **inexpensive** way for fans to enjoy music and their **choices are not limited.**"

Primary School, Essex

"I think that Streaming is good for the music industry because then the **musicians can be known from all over the world** and grow bigger and **bigger in popularity.**"

Primary School, Greater London

"Streaming **will help** the music industry because you **listen** to songs, and you **tell others** about them."

Primary School, Surrey

"I hardly ever use **vinyl's** or **CD's** as it is so much **easier to stream!** I don't think I would listen to music as much **if streaming weren't a thing!**"

Secondary School, Berkshire

"Streaming **allows everyone to hear their favourite** piece of music no matter where they are in the world **without a physical copy.**"

Secondary School, West Midlands

"Streaming has made it **much easier to access** a huge library of music - from the most popular artists to lesser-known ones! This means that I **have been able to discover lots of new and classic artists** that I wouldn't normally have been exposed to!"

Secondary School, West Midlands

"It can **lead to good things:** we can discover new artists and **support them** through buying **merchandise.**"

Secondary School, Essex



Be informed.



Be curious.



Be heard.



"**Artists** should be **paid more** for their streams. It's not very fair that musicians are creating music for us to enjoy, but they **don't get paid enough** to benefit from their music."

Primary School, West Midlands

"It is **unfair for the people who make the music** but not for the music industry."

Primary School, Surrey

"Streaming makes it **harder for less well-known artists** as the popular ones stay in your recommended."

Primary School, Surrey

"Although streaming is **good and affordable for people listening**, the **artists themselves lose out** on a lot of money and it is difficult for **new music** to be heard."

Primary School, West Midlands

"The **law needs to change** so that in the future **emerging artists** are **protected** so that they make a fair proportion of **music profits**. This will then help smaller artists and **encourage new talent**, music and culture!"

Secondary School,
East Riding of Yorkshire

"No, it's not, because due to streaming many **record or CD shops have been forced to close** since there have been no profit, for example the music retailer HMV. Personally, **I like the physical CD when listening to music** and sometimes prefer listening on CDs rather than on streaming sites."

Secondary School, West Midlands



Be informed.



Be curious.



Be heard.