

Is involvement with a criminal gang always a choice?

02nd – 09th July 2021

Sample of 15,148 voters

If you want more information of the exact split of the sample size across the different categories below, please contact us at lara@votesforschools.com.

Please Note: The sample size featured reflects the number of pupils and students that cast their vote on this topic during the week in which this vote was held. This sample size does therefore not reflect the number of pupils and students who discussed this VoteTopic but did not get a chance to participate in the voting.

VoteTopic Overview:

Question Primary Years 1-3:

“Do your friends bring out the best in you?”

Question Primary Years 4-6:

“Is it easy to spot the signs of coercion?”

Question Secondary:

“Is involvement with a criminal gang always a choice?”

Question Secondary 16+ & College:

“Is involvement with a criminal gang always a choice?”

Grand Total

Primary Years 1-3:

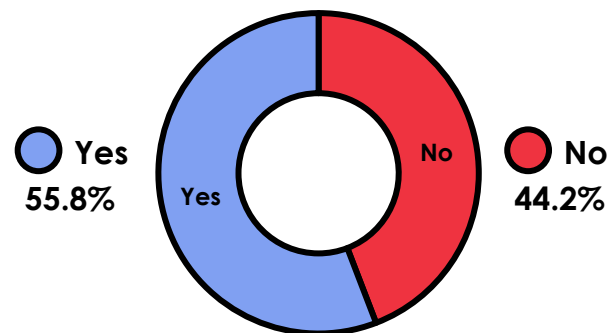
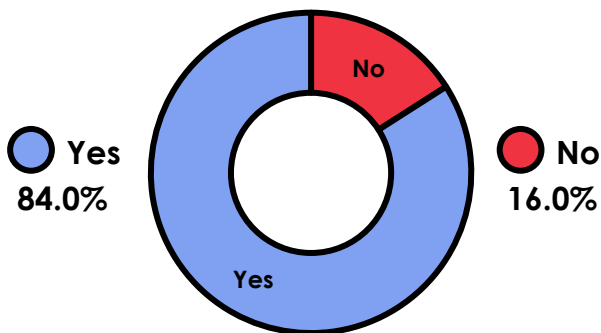
“Do your friends bring out the best in you?”

Yes	84.04%
No	15.96%

Primary Years 4-6:

“Is it easy to spot the signs of coercion?”

Yes	55.84%
No	44.16%



Be informed.



Be curious.

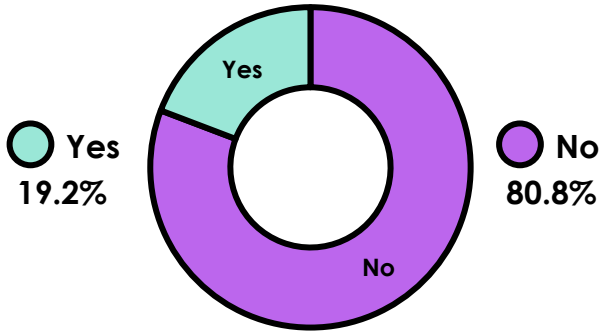


Be heard.



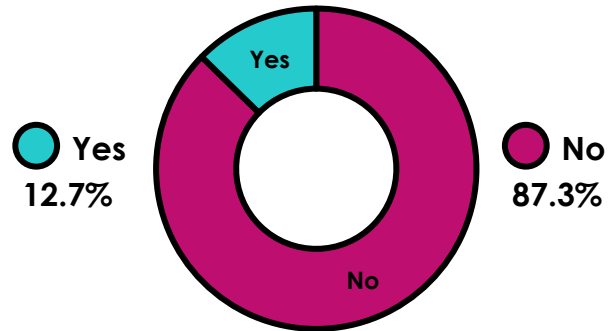
Secondary:
 "Is involvement with a criminal gang always a choice?"

Yes 19.22%
 No 80.78%



Secondary 16+ & College:
 "Is involvement with a criminal gang always a choice?"

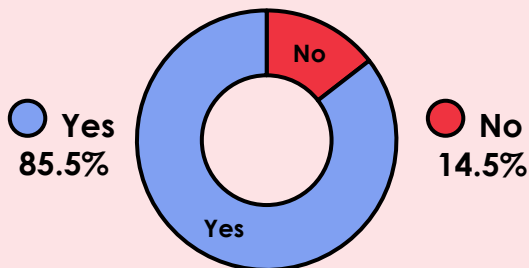
Yes 12.69%
 No 87.31%



How does this compare to previous VoteTopics?

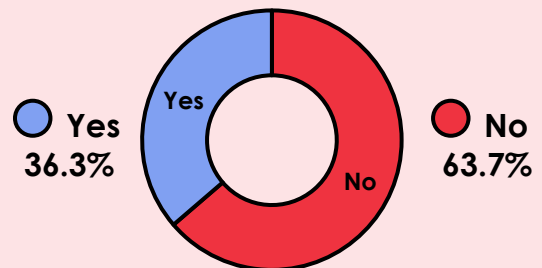
4th – 11th Dec 2020

Primary: "Do you know how to stay safe outside school?"



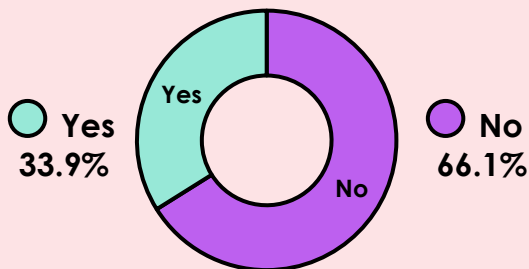
17th – 24th Jan 2020

Primary KS2: "Should under-18s be given criminal records?"



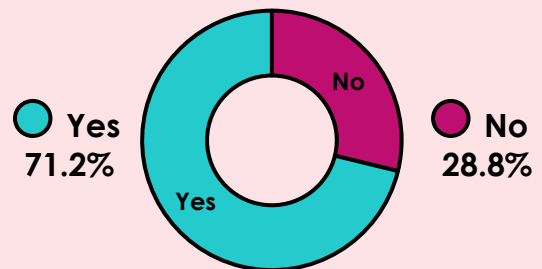
17th – 24th Jan 2020

Secondary: "Should youth criminal records last into adulthood?"



17th – 24th Jan 2020

16+ & College: "Should youth criminal records last into adulthood?"



Be informed.



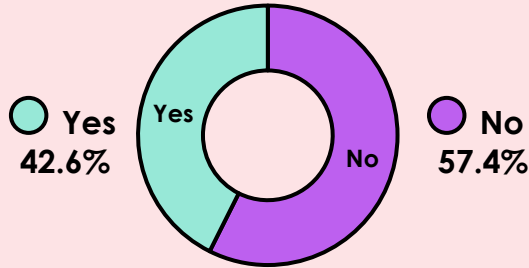
Be curious.



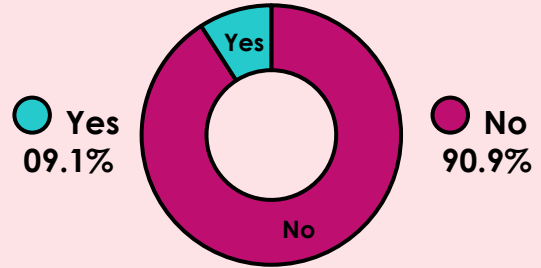
Be heard.



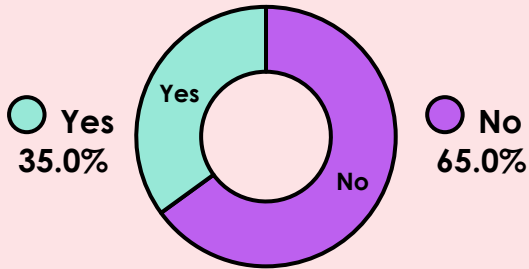
21st – 28th Jun 2019
Secondary: “Do young people feel safer carrying a knife?”



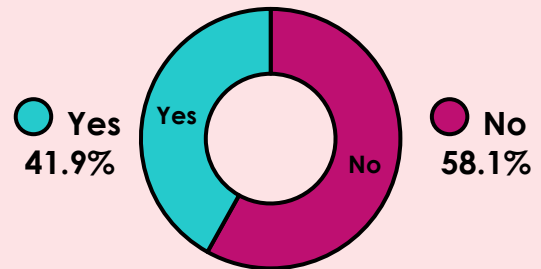
21st – 28th Jun 2019
16+ & College: “Do young people feel safer carrying a knife?”



11th – 18th Jan 2019
Secondary: “Should teens involved in county lines be classed as criminals?”



11th – 18th Jan 2019
16+ & College: “Should teens involved in county lines be classed as criminals?”



Gender

Primary Years 1-3: “Do your friends bring out the best in you?”

	Yes	No
Female	85.34%	14.66%
Male	82.51%	17.49%
Diverse*	89.55%	10.45%

Primary Years 4-6: “Is it easy to spot the signs of coercion?”

	Yes	No
Female	51.30%	48.70%
Male	59.93%	40.07%
Diverse*	56.48%	43.52%

Secondary: “Is involvement with a criminal gang always a choice?”

	Yes	No
Female	16.05%	83.95%
Male	22.35%	77.65%
Diverse*	18.09%	81.91%



Be informed.



Be curious.



Be heard.

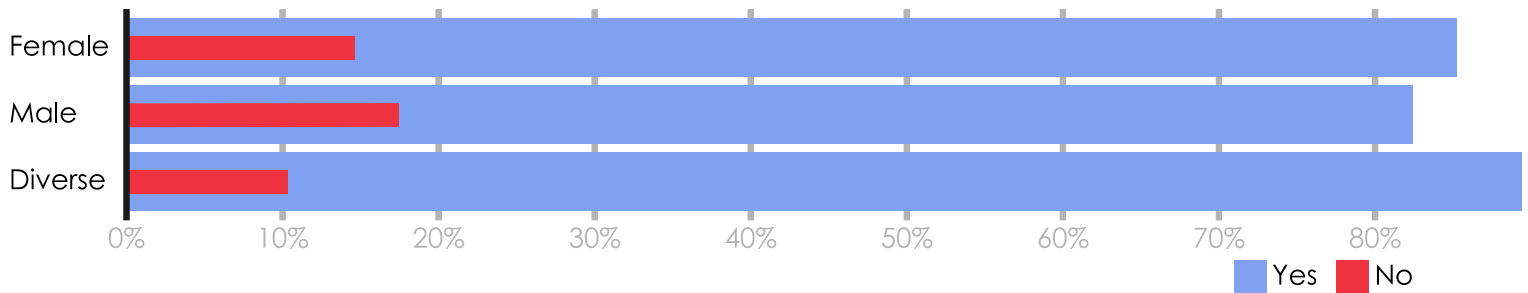


16+ & College: "Is involvement with a criminal gang always a choice?"

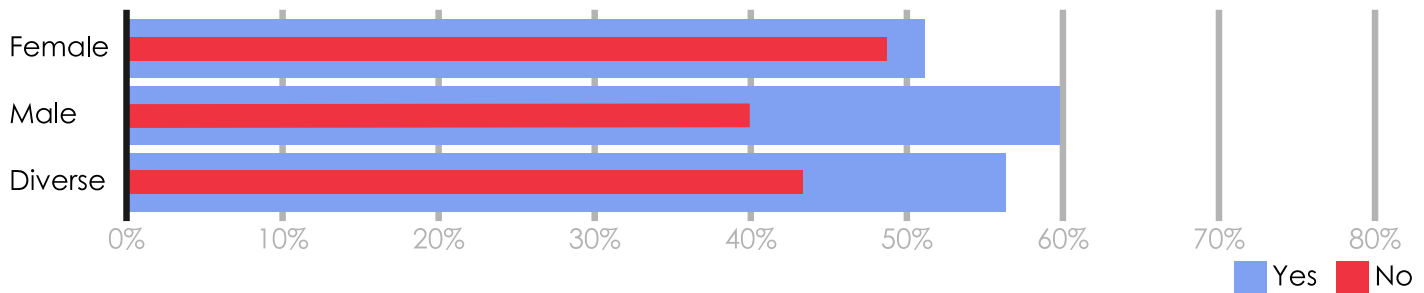
	Yes	No
Female	10.20%	89.80%
Male	15.33%	84.67%
Diverse*	12.82%	87.18%

*Votes collected as "Diverse" include students that identify as gender diverse, as well as students that wish not to disclose or were not able to specify their gender.

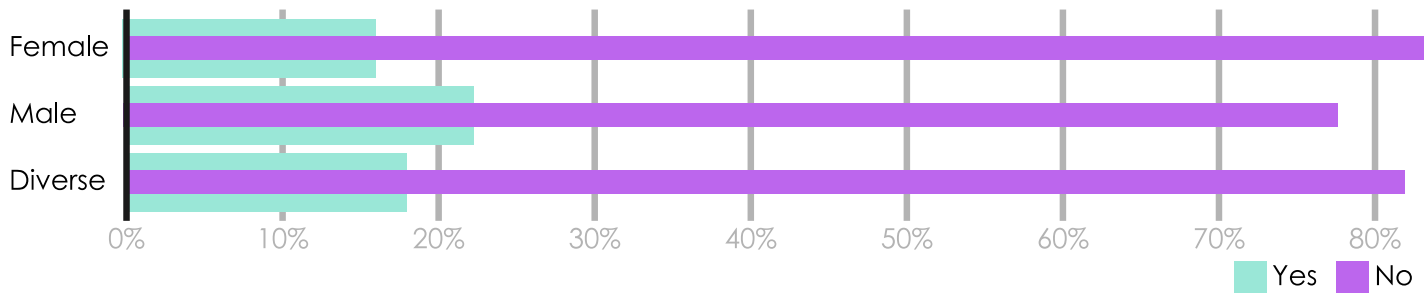
Primary Years 1-3: "Do your friends bring out the best in you?"



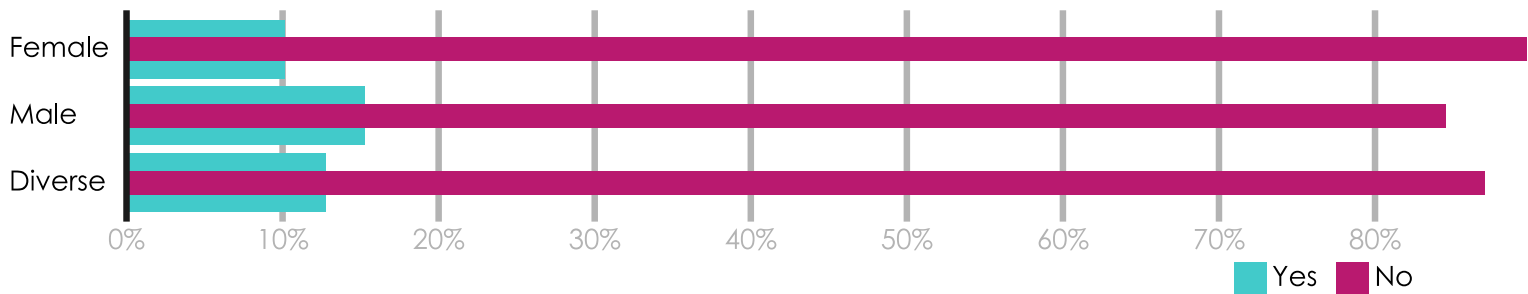
Primary Years 4-6: "Is it easy to spot the signs of coercion?"



Secondary: "Is involvement with a criminal gang always a choice?"



Secondary 16+ & College: "Is involvement with a criminal gang always a choice?"



Be informed.



Be curious.



Be heard.



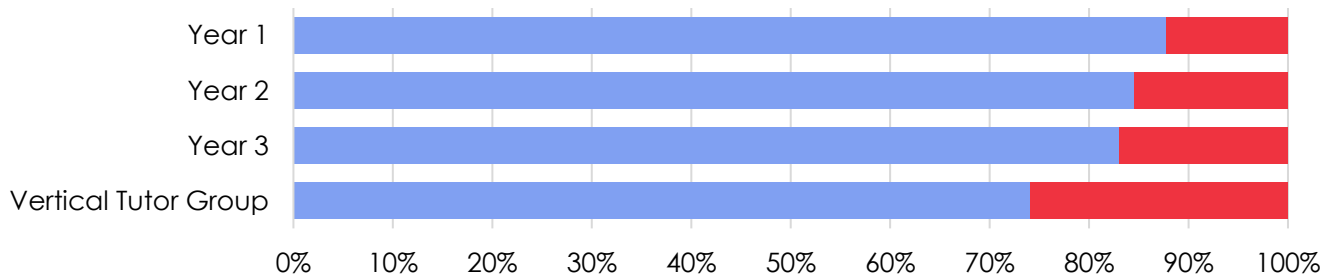
The following chart looks at the above **NO VOTES** and reflects how the results between the gender groups compares to the overall results of Primary, Secondary and 16+ & Colleges:

	Primary Years 1-3	Primary Years 4-6	Secondary	16+ & College
Female	↓ -8.14%	↑ +10.28%	↑ +3.92%	↑ +2.85%
Male	↑ +9.59%	↓ -9.26%	↓ -3.87%	↓ -3.02%
Diverse*	↓ -34.52%	↓ -1.45%	↑ +1.40%	↓ -0.15%

Age

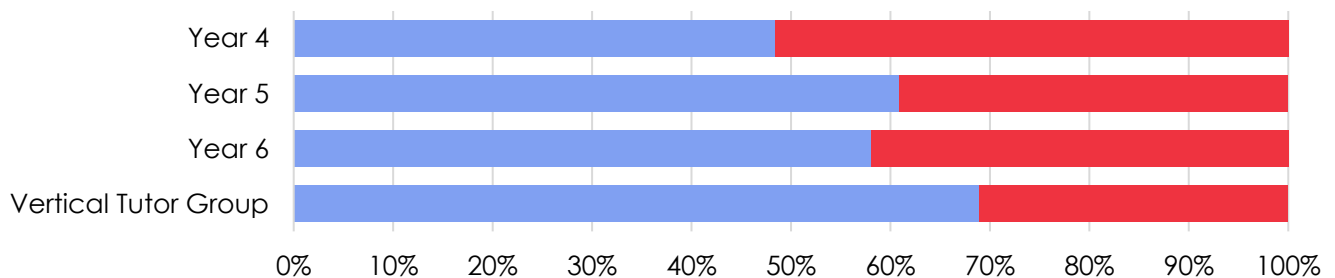
Primary Years 1-3: "Do your friends bring out the best in you?"

Year Group	Yes	No
Year 1	87.75%	12.25%
Year 2	84.58%	15.42%
Year 3	83.01%	16.99%
Vertical Tutor Group	74.09%	25.91%



Primary Years 4-6: "Is it easy to spot the signs of coercion?"

Year Group	Yes	No
Year 4	48.38%	51.62%
Year 5	60.92%	39.08%
Year 6	58.05%	41.95%
Vertical Tutor Group	68.97%	31.03%



Be informed.



Be curious.



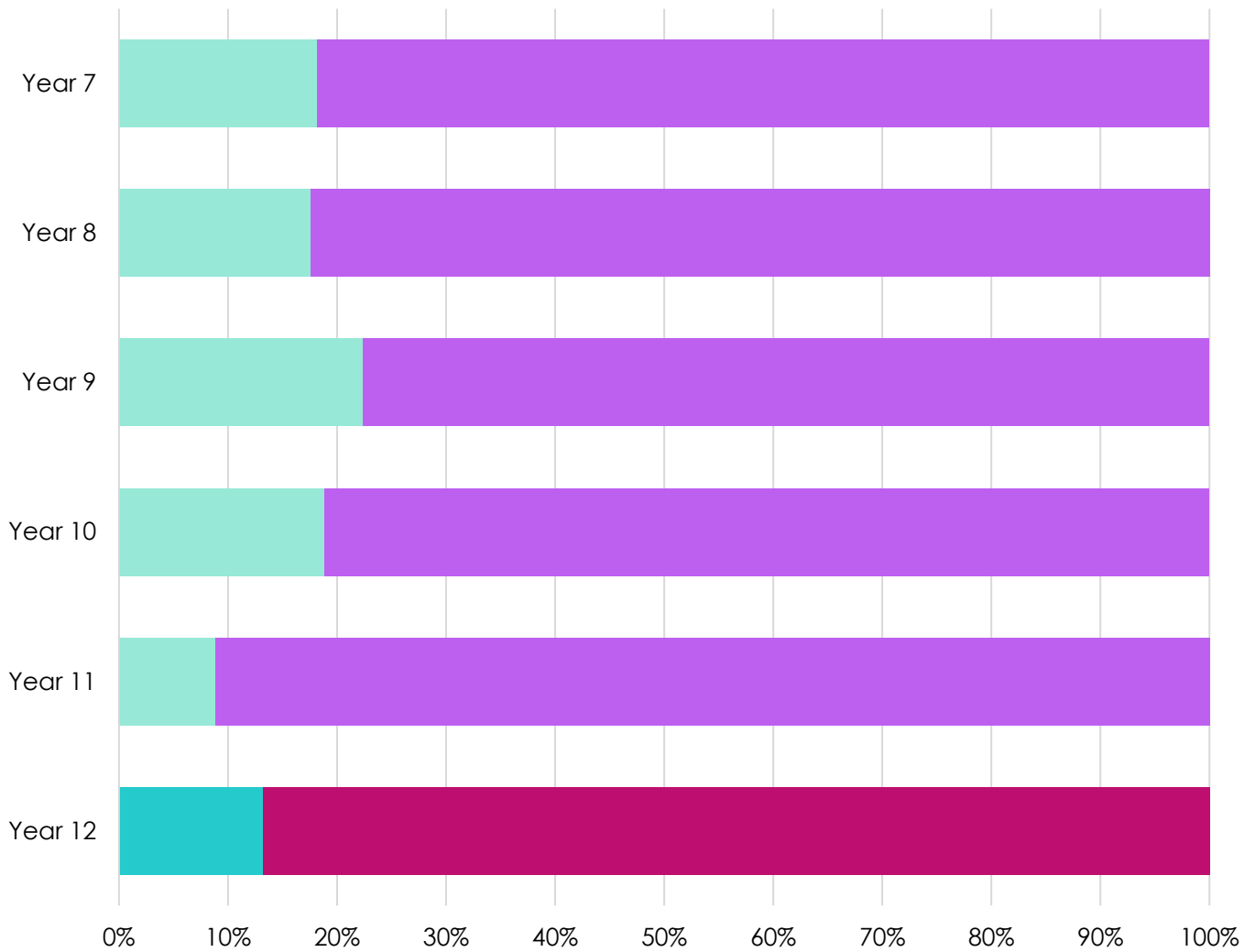
Be heard.



Secondary, 16+ & College:

“Is involvement with a criminal gang always a choice?”

Year Group	Yes	No
Year 7	18.19%	81.81%
Year 8	17.55%	82.45%
Year 9	22.41%	77.59%
Year 10	18.88%	81.12%
Year 11	8.82%	91.18%
Year 12	13.22%	86.78%
Vertical Tutor Group	0%	100.00%



Be informed.



Be curious.



Be heard.



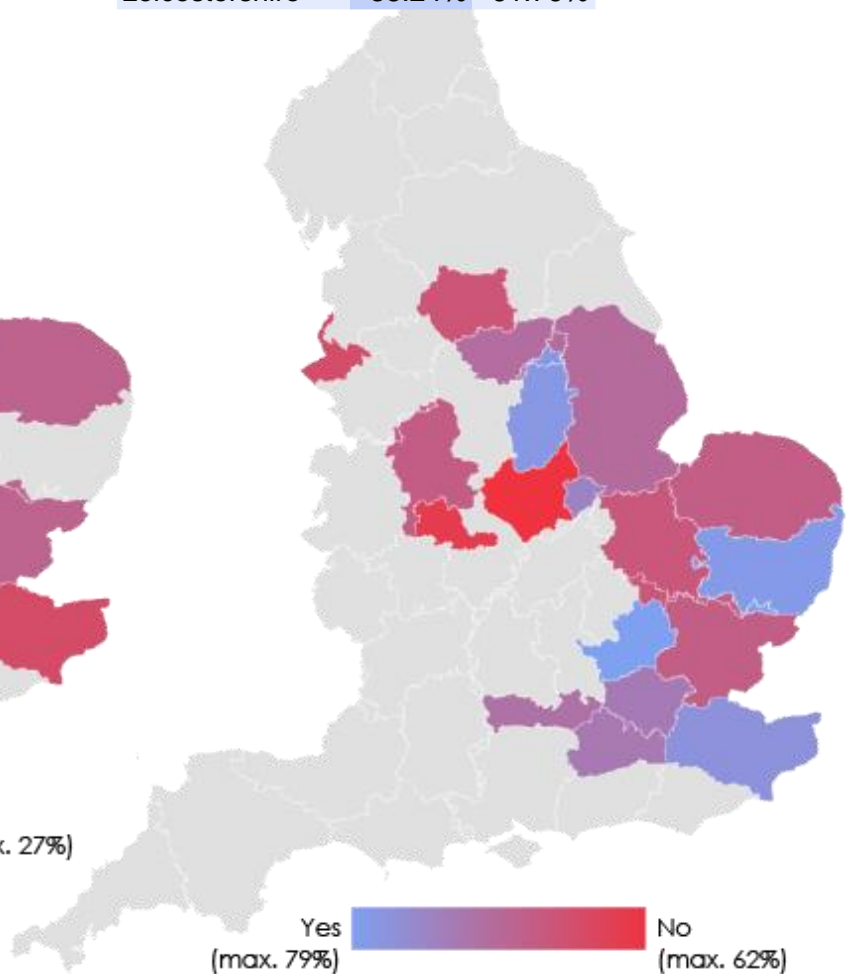
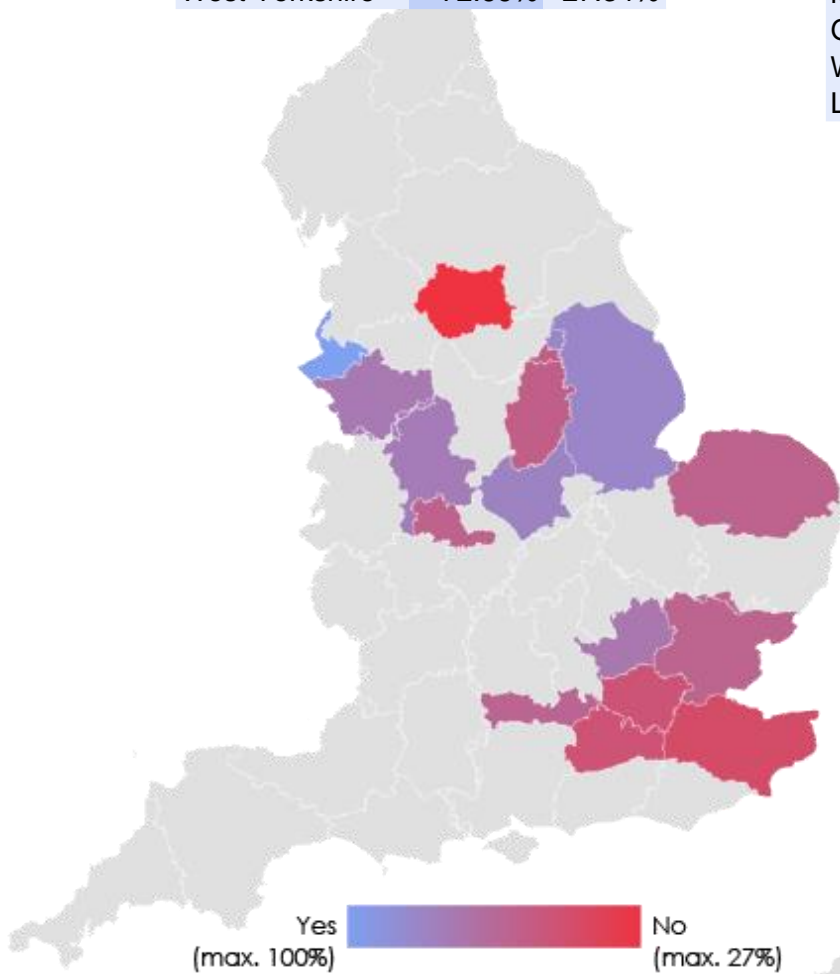
Location

Primary Years 1-3: "Do your friends bring out the best in you?"

	Yes	No
Merseyside	100.00%	0.00%
Lincolnshire	93.55%	6.45%
Leicestershire	92.73%	7.27%
Staffordshire	90.91%	9.09%
Cheshire	90.12%	9.88%
Hertfordshire	89.66%	10.34%
Berkshire	85.21%	14.79%
Essex	84.86%	15.14%
Norfolk	84.62%	15.38%
West Midlands	84.60%	15.40%
Nottinghamshire	83.78%	16.22%
London	81.78%	18.22%
Surrey	80.81%	19.19%
Kent	78.95%	21.05%
Greater London	77.32%	22.68%
West Yorkshire	72.66%	27.34%

Primary Years 4-6: "Is it easy to spot the signs of coercion?"

	Yes	No
Hertfordshire	79.13%	20.87%
Suffolk	77.11%	22.89%
London	76.92%	23.08%
Nottinghamshire	76.00%	24.00%
Kent	73.97%	26.03%
Rutland	68.09%	31.91%
Surrey	64.42%	35.58%
Berkshire	61.81%	38.19%
South Yorkshire	60.00%	40.00%
Lincolnshire	59.57%	40.43%
Norfolk	54.44%	45.56%
Essex	54.29%	45.71%
Staffordshire	54.05%	45.95%
Cambridgeshire	52.00%	48.00%
West Yorkshire	51.18%	48.82%
Merseyside	48.28%	51.72%
Greater London	43.36%	56.64%
West Midlands	41.63%	58.37%
Leicestershire	38.24%	61.76%



Be informed.



Be curious.



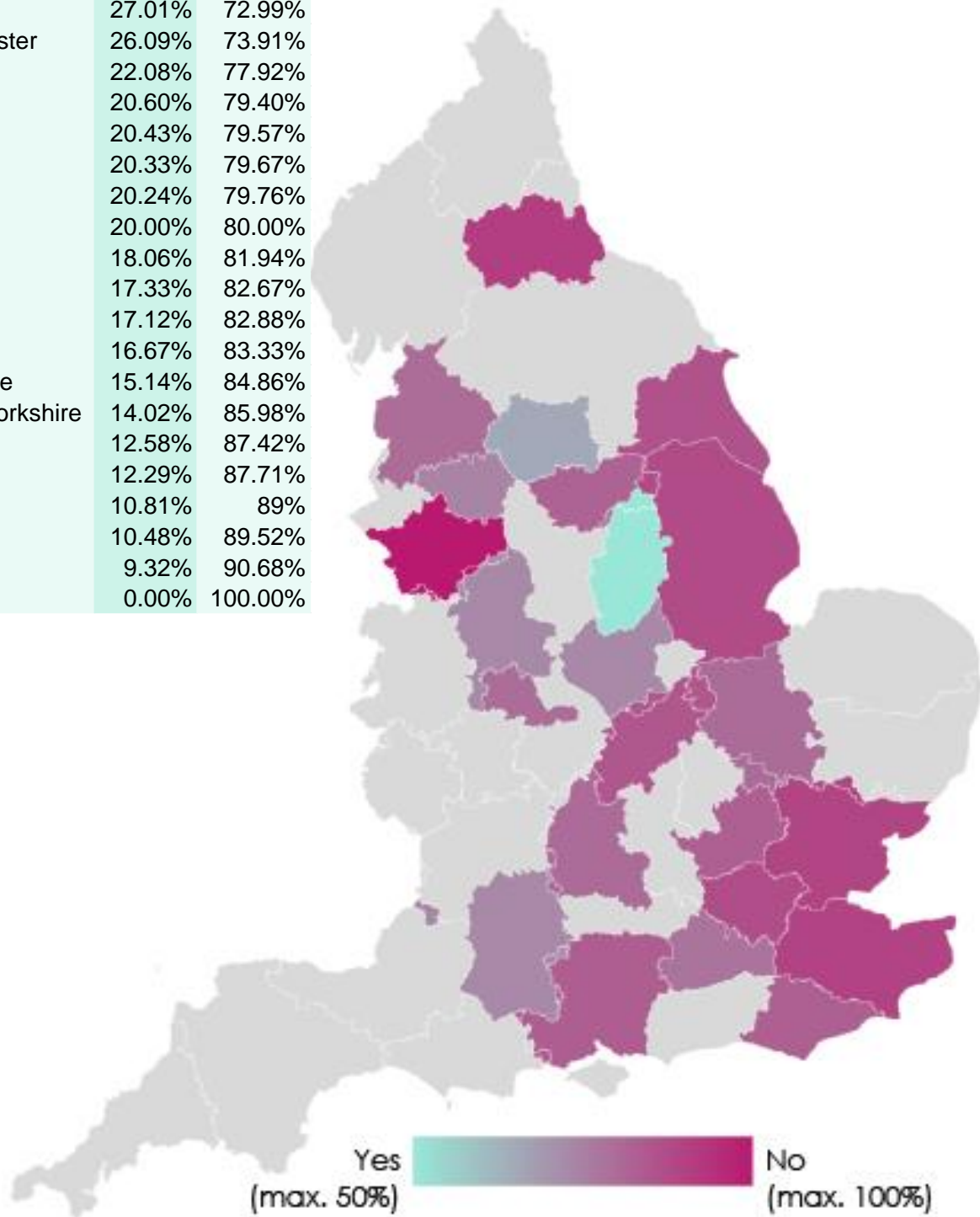
Be heard.



Secondary, 16+ & College:

“Is involvement with a criminal gang always a choice?”

	Yes	No
Nottinghamshire	50.00%	50.00%
West Yorkshire	34.97%	65.03%
Leicestershire	27.16%	72.84%
Wiltshire	27.14%	72.86%
Staffordshire	27.08%	72.92%
Bristol	27.01%	72.99%
Greater Manchester	26.09%	73.91%
Surrey	22.08%	77.92%
North Yorkshire	20.60%	79.40%
Lancashire	20.43%	79.57%
West Midlands	20.33%	79.67%
Cambridgeshire	20.24%	79.76%
Oxfordshire	20.00%	80.00%
South Yorkshire	18.06%	81.94%
East Sussex	17.33%	82.67%
Hertfordshire	17.12%	82.88%
Hampshire	16.67%	83.33%
Northamptonshire	15.14%	84.86%
East Riding of Yorkshire	14.02%	85.98%
London	12.58%	87.42%
Lincolnshire	12.29%	87.71%
Essex	10.81%	89%
Kent	10.48%	89.52%
Durham	9.32%	90.68%
Cheshire	0.00%	100.00%



Be informed.



Be curious.



Be heard.



Pupils' Comments - Primary Years 1-3:
"Do your friends bring out the best in you?"

"Yes, because when I feel lonely, my **friends are there for me** and we always **celebrate our achievements** together."

Primary School, Lincolnshire

"My friends **bring out the best in me** because they **give me advice** about things, I am **worried** about."

Primary School, Hertfordshire

Pupils' Comments - Primary Years 4-6:
"Is it easy to spot the signs of coercion?"

"It's **easy to tell** if someone is being **shady** because of **their tone** and **what they say** to you."

Primary School, Norfolk

"It's **hard** as you are **younger** and if you haven't **paid attention in class** then you **wouldn't know the signs.**"

Primary School, Norfolk

"It **isn't easy** to spot coercion because they might **make it seem like they're doing something nice** but sometimes, it can be **easier** to spot when they're **acting suspicious.**"

Primary School, West Yorkshire

Students' Comments – Secondary, 16+ & College:
"Is involvement with a criminal gang always a choice?"

"You **can choose** to get help from **the police** or to **tell someone.**"

Secondary School, West Midlands

"Some do **have a choice** but can be **unaware** based on particular **circumstances**. Children have a choice but can be given **poor advice** or **make bad decisions.**"

Secondary School, Staffordshire



Be informed.



Be curious.



Be heard.



"The **majority of the time** that people get involved in criminal gangs, they **do not know that it is criminal** until it is too late, and they become **trapped in a situation** where they **are in danger** if they try to get out of that gang. Even if they don't want to, they may still be **forced to participate** in criminal activities."

Secondary School, West Midlands

"Some young people may have a tougher life **without the right role models** or knowledge of these situations so may not know if they are **being used** or not and so **don't understand clearly** what they are doing or that they are even making a choice."

Secondary School, West Midlands

"Many **vulnerable children** are vulnerable through **no fault of their own**. Instead of **arresting them** when they might not have even known they were in a gang, **we should help and protect them**."

Secondary School, West Midlands



Be informed.



Be curious.



Be heard.