

## Should the UK do more for Afghanistan?

17<sup>th</sup> – 24<sup>th</sup> September 2021

### Sample of 33,158 voters

If you want more information of the exact split of the sample size across the different categories below, please contact us at [lara@votesforschools.com](mailto:lara@votesforschools.com).

**Please Note:** The sample size featured reflects the number of pupils and students that cast their vote on this topic during the week in which this vote was held. This sample size does therefore not reflect the number of pupils and students who discussed this VoteTopic but did not get a chance to participate in the voting.

### VoteTopic Overview:

#### Question Primary KS1:

“Should the UK do more to help people in Afghanistan?”

#### Question Primary KS2:

“Should the UK do more for Afghanistan?”

#### Question Secondary:

“Should the UK do more for Afghanistan?”

#### Question Secondary 16+ & College:

“Should the UK do more for Afghanistan?”

### Grand Total

Primary KS1:

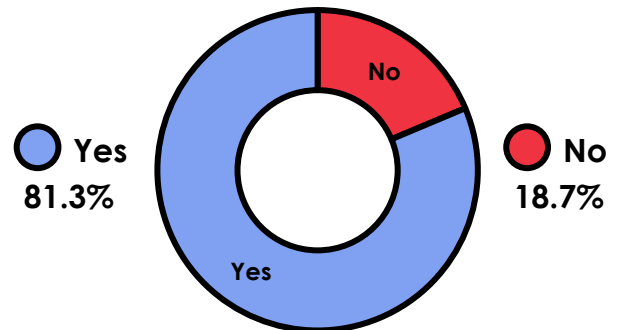
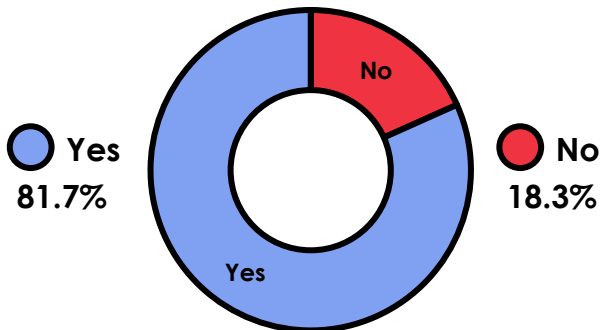
“Should the UK do more to help people in Afghanistan?”

Yes 81.69%  
No 18.31%

Primary KS2:

“Should the UK do more for Afghanistan?”

Yes 81.33%  
No 18.67%



Be informed.



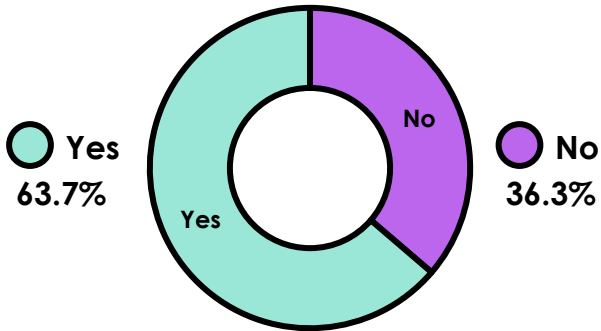
Be curious.



Be heard.

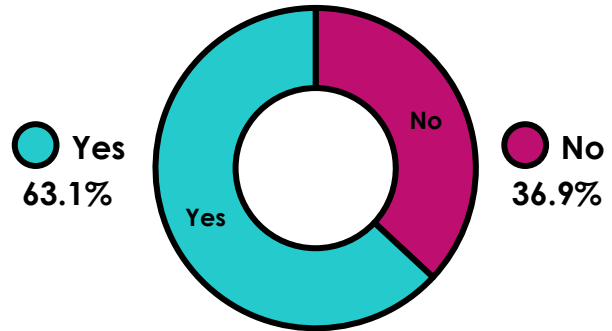
Secondary:  
"Should the UK do more for  
Afghanistan?"

Yes 63.72%  
No 36.28%



Secondary 16+ & College:  
"Should the UK do more for  
Afghanistan?"

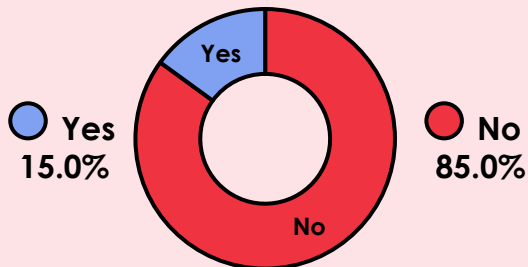
Yes 63.08%  
No 36.92%



## How does this compare to previous VoteTopics?

In June 2021, during the week of 11<sup>th</sup> – 18<sup>th</sup> June, we asked **Primary, Secondary and College voters** "Is the refugee crisis really over?". These were the results from earlier this year:

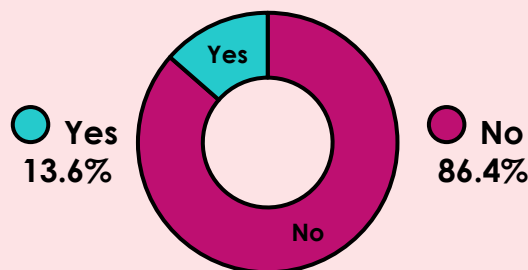
Primary KS2



Secondary



16+ & College



**Be informed.**



**Be curious.**

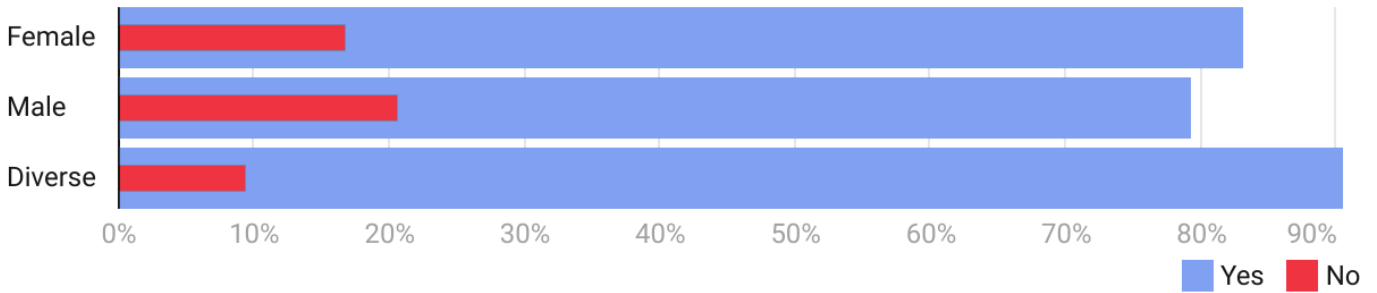


**Be heard.**

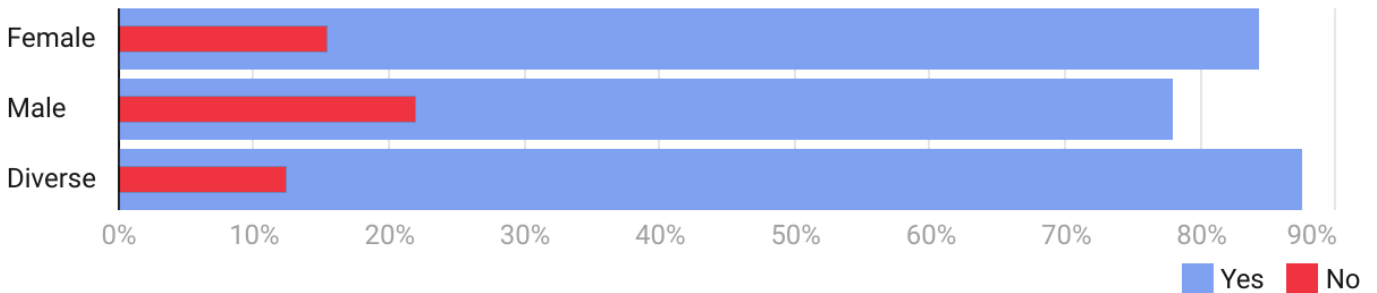


## Gender

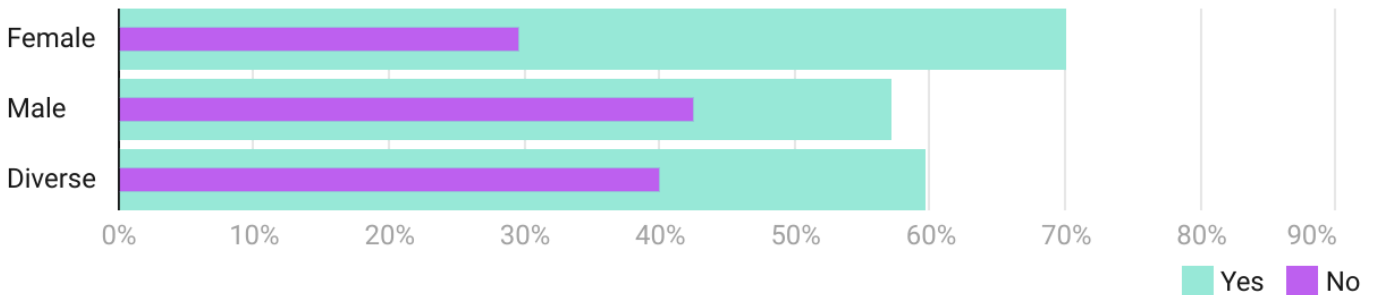
### Primary KS1: "Should the UK do more to help people in Afghanistan?"



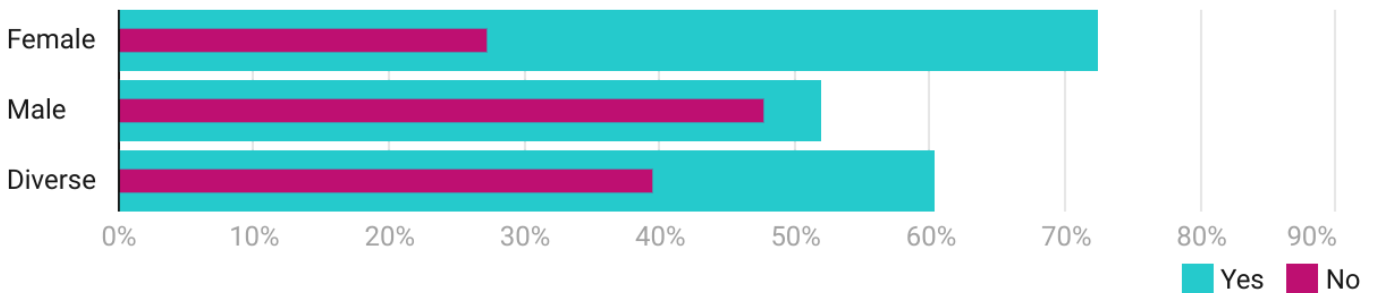
### Primary KS2: "Should the UK do more for Afghanistan?"



### Secondary: "Should the UK do more for Afghanistan?"



### Secondary 16+ & College: "Should the UK do more for Afghanistan?"



### Primary KS1: "Should the UK do more to help people in Afghanistan?"

	Yes	No
Female	83.17%	16.83%
Male	79.36%	20.64%
Diverse*	90.59%	9.41%



Be informed.



Be curious.



Be heard.



### Primary KS2: "Should the UK do more for Afghanistan?"

	Yes	No
Female	84.43%	15.57%
Male	77.99%	22.01%
Diverse*	87.50%	12.50%

### Secondary: "Should the UK do more for Afghanistan?"

	Yes	No
Female	70.19%	29.81%
Male	57.29%	42.71%
Diverse*	59.81%	40.19%

### 16+ & College: "Should the UK do more for Afghanistan?"

	Yes	No
Female	72.56%	27.44%
Male	52.10%	47.90%
Diverse*	60.34%	39.66%

\*Votes collected as "Diverse" include students that identify as gender diverse, as well as students that wish not to disclose or were not able to specify their gender.

The following chart looks at the above **YES VOTES** and reflects how the results between the gender groups compares to the overall results of Primary, Secondary and 16+ & Colleges:

	Primary KS1	Primary KS2	Secondary	16+ & College
Female	↑ 1.81%	↑ 3.82%	↑ 10.14%	↑ 15.03%
Male	↓ -2.85%	↓ -4.10%	↓ -10.09%	↓ -17.41%
Diverse*	↑ 10.90%	↑ 7.59%	↓ -6.14%	↓ -4.34%



Be informed.



Be curious.



Be heard.

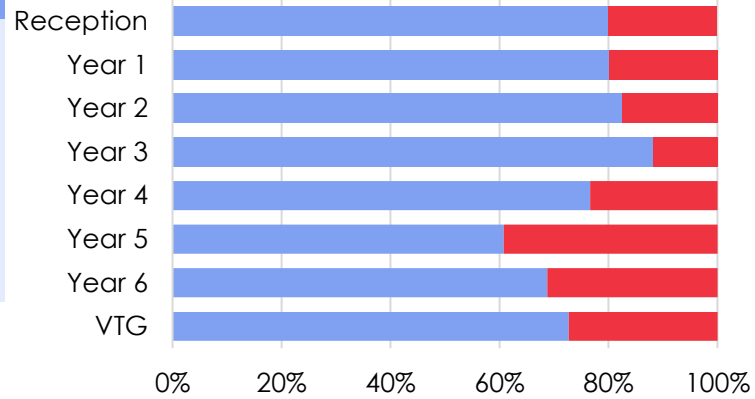
Demtech Ltd T/A: VotesforSchools  
 CRN 09940208, registered in England and Wales  
 33 Lowndes Street, London, SW1X 9HX  
 Office Address: Unit LMLF 2.4, The Leather Market,  
 Weston Street, London Bridge, SE1 3ER



### Age

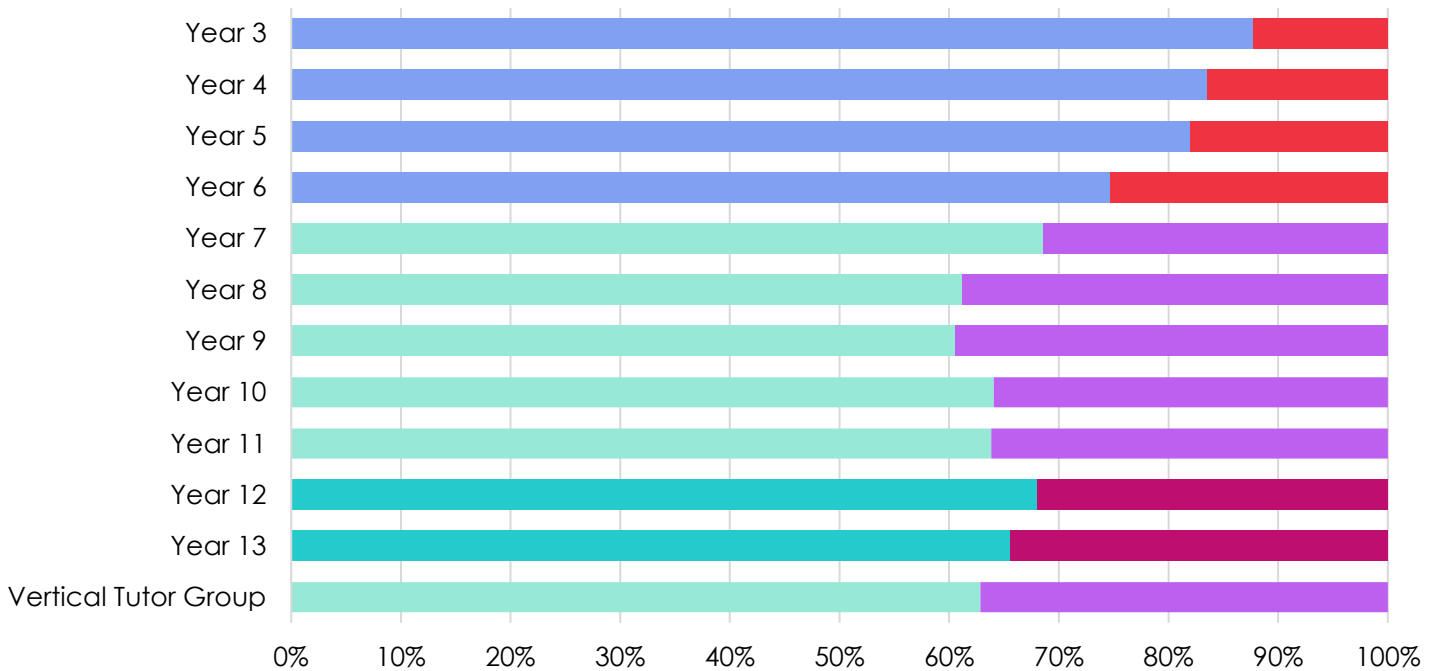
Primary KS1: "Should the UK do more to help people in Afghanistan?"

Year Group	Yes	No
Reception	80.00%	20.00%
Year 1	80.10%	19.90%
Year 2	82.51%	17.49%
Year 3	88.12%	11.88%
Year 4	76.62%	23.38%
Year 5	60.78%	39.22%
Year 6	68.75%	31.25%
Vertical Tutor Group	72.73%	27.27%



Primary KS2, Secondary, 16+ & College: "Should the UK do more for Afghanistan?"

Year Group	Yes	No
Year 3	87.77%	12.23%
Year 4	83.57%	16.43%
Year 5	81.97%	18.03%
Year 6	74.71%	25.29%
Year 7	68.56%	31.44%
Year 8	61.24%	38.76%
Year 9	60.53%	39.47%
Year 10	64.06%	35.94%
Year 11	63.84%	36.16%
Year 12	68.05%	31.95%
Year 13	65.55%	34.45%
Vertical Tutor Group	62.86%	37.14%



Be informed.



Be curious.



Be heard.

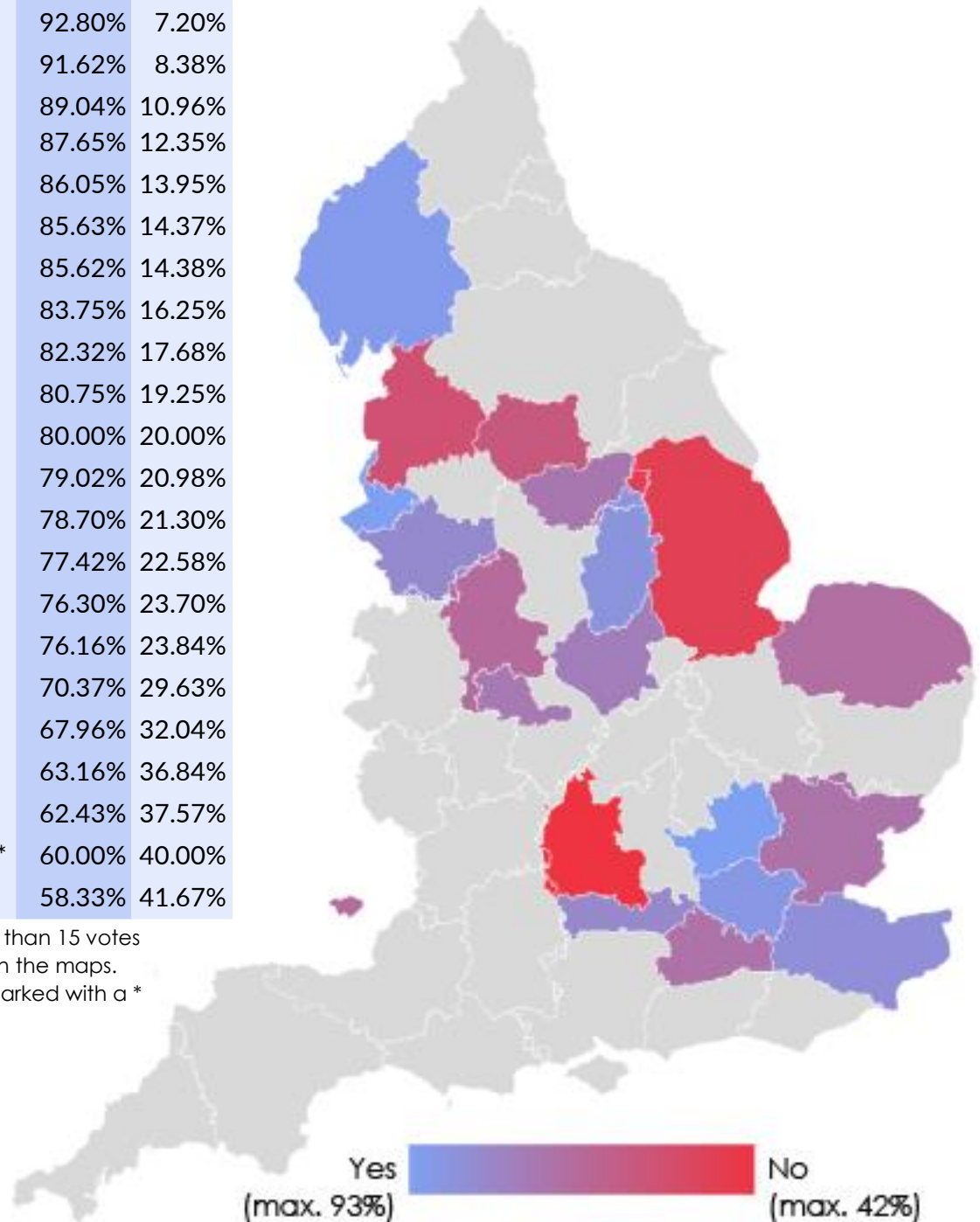


## Location

Primary:

	Yes	No
East Sussex*	100.00%	0.00%
Merseyside	92.93%	7.07%
Hertfordshire	92.80%	7.20%
Cumbria	91.62%	8.38%
Nottinghamshire	89.04%	10.96%
Kent	87.65%	12.35%
Cheshire	86.05%	13.95%
London	85.63%	14.37%
Berkshire	85.62%	14.38%
Greater London	83.75%	16.25%
Leicestershire	82.32%	17.68%
West Midlands	80.75%	19.25%
South Yorkshire	80.00%	20.00%
Essex	79.02%	20.98%
Surrey	78.70%	21.30%
Norfolk	77.42%	22.58%
Staffordshire	76.30%	23.70%
Cardiff	76.16%	23.84%
West Yorkshire	70.37%	29.63%
Lancashire	67.96%	32.04%
North Yorkshire	63.16%	36.84%
Lincolnshire	62.43%	37.57%
Northamptonshire*	60.00%	40.00%
Oxfordshire	58.33%	41.67%

\*Regions with fewer than 15 votes are not displayed on the maps. These regions are marked with a \* in the tables.



Be informed.



Be curious.



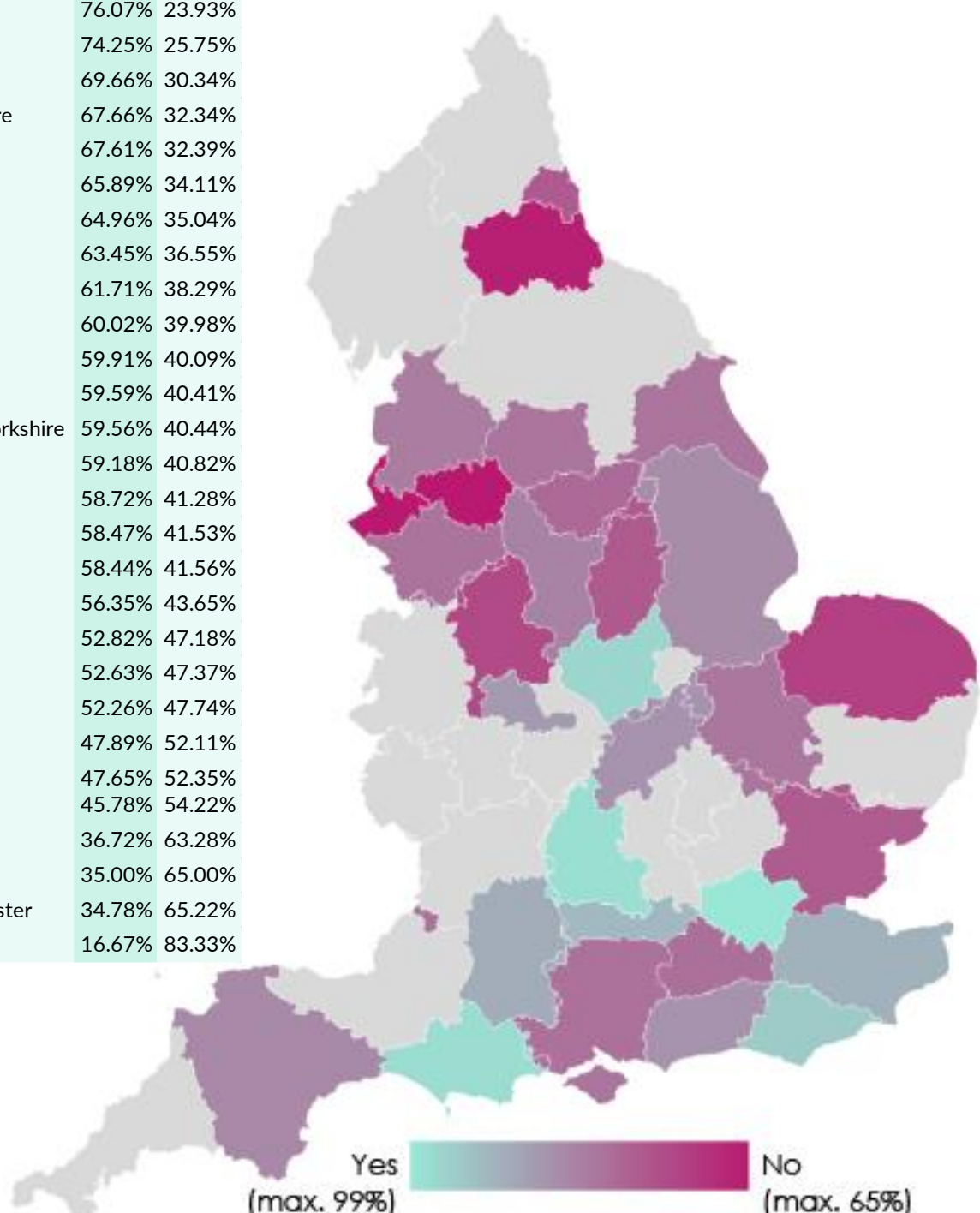
Be heard.

Demtech Ltd T/A: VotesforSchools  
 CRN 09940208, registered in England and Wales  
 33 Lowndes Street, London, SW1X 9HX  
 Office Address: Unit LMLF 2.4, The Leather Market,  
 Weston Street, London Bridge, SE1 3ER



### Secondary, 16+ & College:

	Yes	No
Greater London	99.07%	0.93%
London	88.16%	11.84%
Oxfordshire	87.74%	12.26%
Dorset	87.50%	12.50%
Leicestershire	85.71%	14.29%
East Sussex	82.43%	17.57%
Berkshire	77.86%	22.14%
Kent	76.07%	23.93%
Wiltshire	74.25%	25.75%
West Midlands	69.66%	30.34%
Northamptonshire	67.66%	32.34%
West Sussex	67.61%	32.39%
Lincolnshire	65.89%	34.11%
Devon	64.96%	35.04%
Derbyshire	63.45%	36.55%
Lancashire	61.71%	38.29%
Cambridgeshire	60.02%	39.98%
Isle of Wight	59.91%	40.09%
West Yorkshire	59.59%	40.41%
East Riding of Yorkshire	59.56%	40.44%
Cheshire	59.18%	40.82%
Hampshire	58.72%	41.28%
Surrey	58.47%	41.53%
Bristol	58.44%	41.56%
South Yorkshire	56.35%	43.65%
Essex	52.82%	47.18%
Nottinghamshire	52.63%	47.37%
Tyne and Wear	52.26%	47.74%
Staffordshire	47.89%	52.11%
North Yorkshire	47.65%	52.35%
Norfolk	45.78%	54.22%
Durham	36.72%	63.28%
Merseyside	35.00%	65.00%
Greater Manchester	34.78%	65.22%
Wrexham*	16.67%	83.33%



**Be informed.**



**Be curious.**



**Be heard.**

Demtech Ltd T/A: VotesforSchools  
 CRN 09940208, registered in England and Wales  
 33 Lowndes Street, London, SW1X 9HX  
 Office Address: Unit LMLF 2.4, The Leather Market,  
 Weston Street, London Bridge, SE1 3ER



## Voter Comments

"Should the UK do more for Afghanistan?"

"We should help them because they are **humans just like us** and we should treat them **like we treat ourselves.**"

Primary School, Lincolnshire

"We should help them because they are **humans just like us** and we should treat them **like we treat ourselves.**"

Primary School, Lincolnshire

"Military forces should **work together strategically** to eradicate the Taliban. The people in Afghanistan deserve to be **free and live their lives.**"

Secondary School, South Yorkshire

"We should help them because they are **humans just like us** and we should treat them **like we treat ourselves.**"

Primary School, Lincolnshire

"It's **not enough to leave people suffering** when we do have the **ability to help**. We would hope for the same **if we were in their position**. These are **human lives.**"

Secondary School, Essex

"I think that the UK should **definitely help Afghanistan** and other third world countries more because they **are struggling** with things like **food and clean water**, and we have plenty. We should **share** as a **community.**"

Secondary School, West Midlands

"I think that **more help should be offered**, but perhaps in a much more **different way** than before. Any military action would have to be **thought through** and carried out very carefully, as we have been involved for so many years already and **it's not worked out**. But the Afghan people **should not be abandoned** now."

College, West Yorkshire

"I think we need to help them further to **control terrorist acts** and **support the people of Afghanistan** who are also against the Taliban."

Secondary School, South Yorkshire



Be informed.



Be curious.



Be heard.





"We shouldn't do more because we are **already helping** and that's enough. We need to take care of our nation as well."

Primary School, Berkshire

"Everyone should be **treated the same** and no one deserves to be treated unfairly. I think the money should be used **to help fight Covid-19 in the UK first** and then we can help other countries."

Primary School, Essex

"We **do not need to intervene any further** in Afghanistan as we supported the Americans to give the **Afghan government** everything they needed and they **failed in that task** and have not supported the Afghan people. We need to ensure we have the **right support and resources for refugees.**"

Secondary School, South Yorkshire

"I think the UK is **already doing a lot** for Afghanistan and the future of Afghanistan **should be in the hands of Afghan people** instead of other big and powerful countries."

Secondary School, West Midlands



Be informed.



Be curious.



Be heard.