

Has the pandemic made us more aware of disabilities?

26th November – 03rd December 2021



66.66%

of Primary KS2
voters said Yes.



47.52%

of Secondary
voters said Yes.



44.74%

of 16+ & College
voters said Yes.

To mark *International Day of People with Disabilities*, we wanted to get voters thinking about the need for "every citizen in every community to learn from the experiences of people living with disabilities during this pandemic", as outlined by the organisers. With this in mind, voters discussed the question: "Has the pandemic made us more aware of disabilities?".

We did this by presenting them with the facts, figures and themes that have emerged since the beginning of the pandemic, and by highlighting how the last two years have disproportionately affected people with disabilities. They also had the opportunity to reflect on their own attitudes and actions, and whether or not these had changed in recent months. By the end of IDPWD on 3rd December, 32,714 young people in the UK had taken part in this vote.

Sample of 32,714 voters

If you want more information of the exact split of the sample size across the different categories below, please contact us at ajie@votesforschools.com.

Please Note: The sample size featured reflects the number of pupils and students that cast their vote on this topic during the week in which this vote was held. This sample size therefore does not reflect the number of pupils and students who discussed this VoteTopic but did not get a chance to participate in the voting.

VoteTopic Overview:

Question Primary KS1:

"Do you know about different disabilities?"

Question Primary KS2 & Secondary:

"Has the pandemic made us more aware of disabilities?"

Question 16+ & College:

"Has the pandemic made us more considerate of disabilities?"

Grand Total



Be informed.



Be curious.

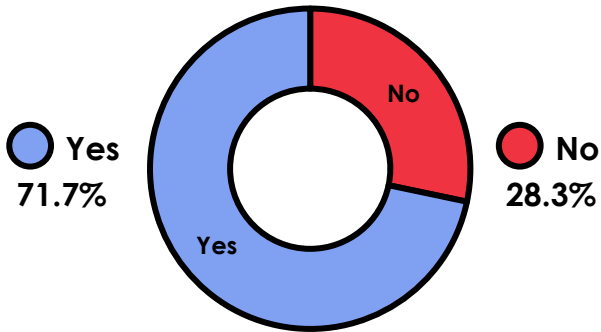


Be heard.

Primary KS1:

“Do you know about different disabilities?”

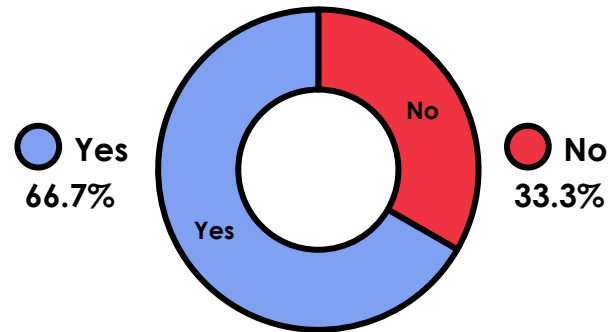
Yes 71.71%
No 28.29%



Primary KS2:

“Has the pandemic made us more aware of disabilities?”

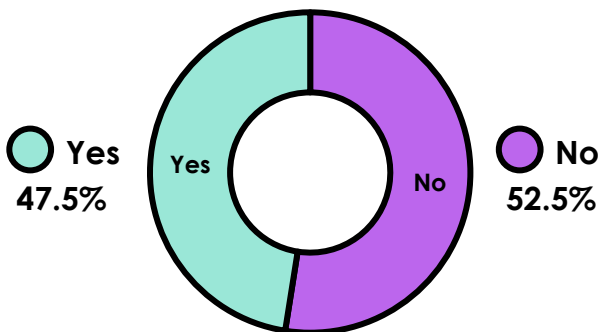
Yes 66.66%
No 33.34%



Secondary:

“Has the pandemic made us more aware of disabilities?”

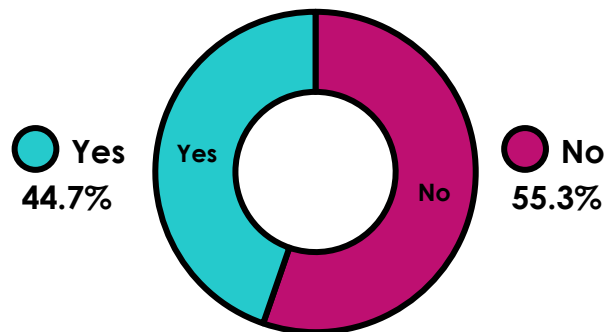
Yes 47.52%
No 52.48%



16+ & College:

“Has the pandemic made us more considerate of disabilities?”

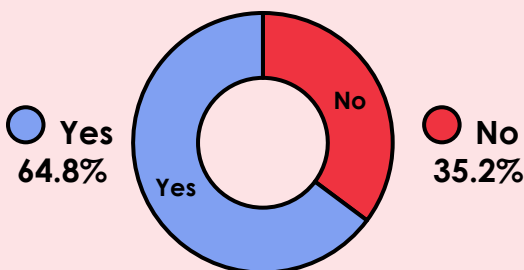
Yes 44.74%
No 55.26%



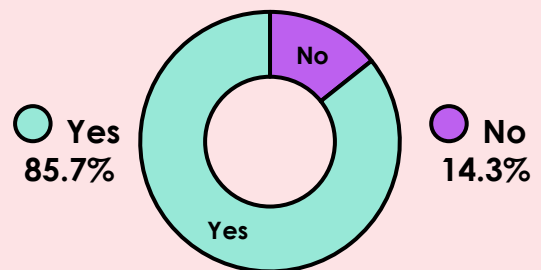
How does this compare to previous VoteTopics?

In November 2019, during the week of 29th November – 6th December, we asked **Primary** and **Secondary** students: “Are disabilities still misunderstood?”. These were the results from 2019:

Primary



Secondary



Be informed.



Be curious.

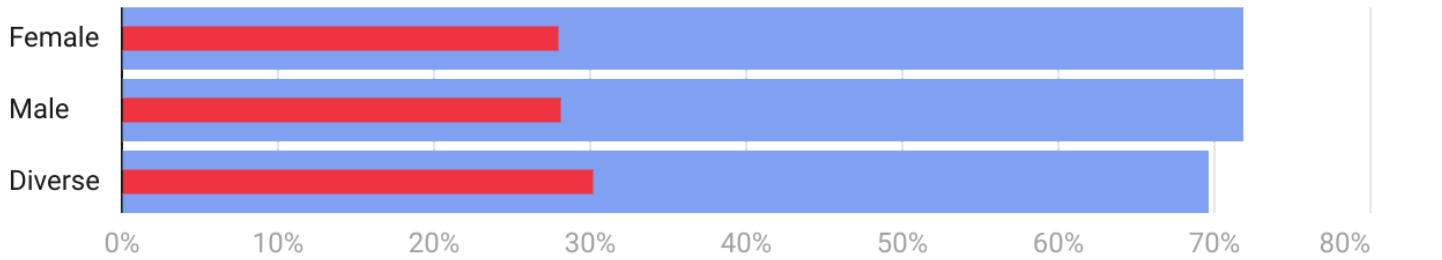


Be heard.

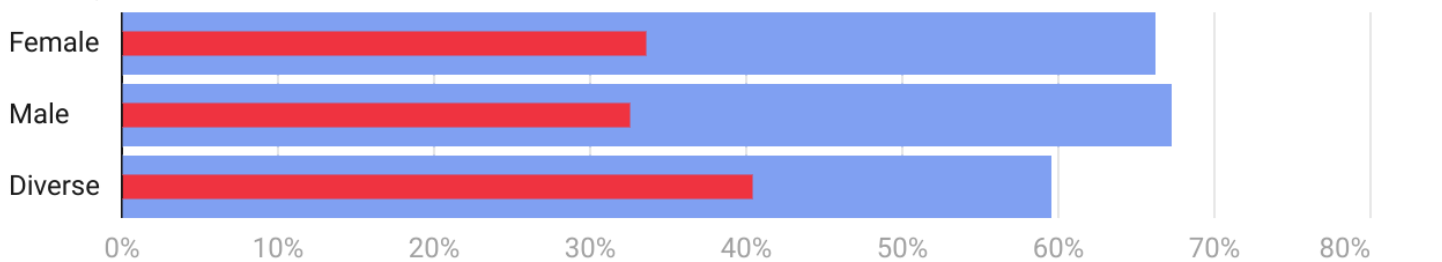


Gender

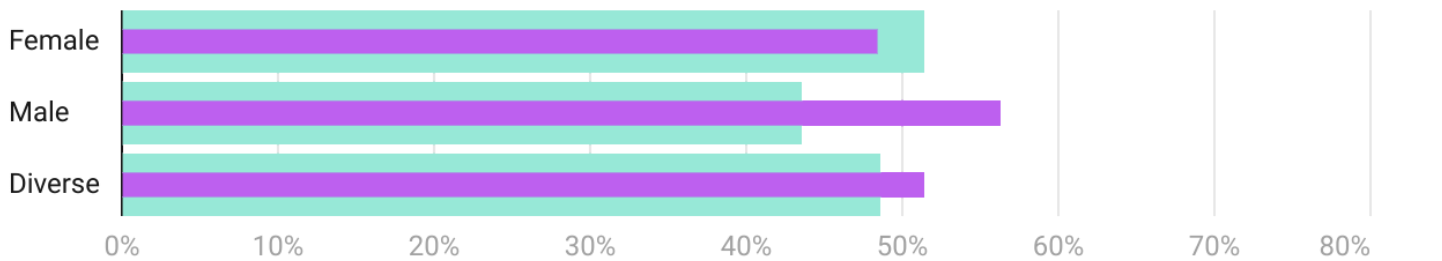
Primary KS1: "Do you know about different disabilities?"



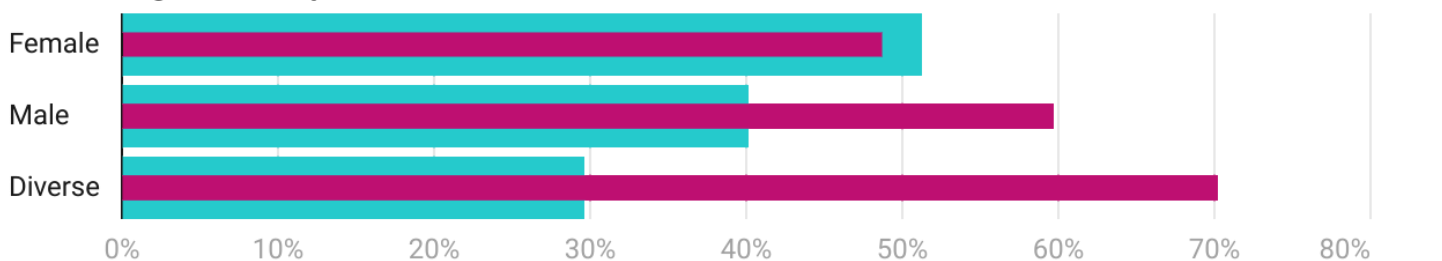
Primary KS2: "Has the pandemic made us more aware of disabilities?"



Secondary: "Has the pandemic made us more aware of disabilities?"



16+ & College: "Has the pandemic made us more considerate of disabilities?"



Primary KS1: "Do you know about different disabilities?"

	Yes	No
Female	71.92%	28.08%
Male	71.79%	28.21%
Diverse*	69.68%	30.32%



Be informed.



Be curious.



Be heard.



Primary KS2: "Has the pandemic made us more aware of disabilities?"

	Yes	No
Female	66.30%	33.70%
Male	67.32%	32.68%
Diverse*	59.52%	40.48%

Secondary: "Has the pandemic made us more aware of disabilities?"

	Yes	No
Female	51.47%	48.53%
Male	43.64%	56.36%
Diverse*	48.62%	51.38%

16+ & College: "Has the pandemic made us more considerate of disabilities?"

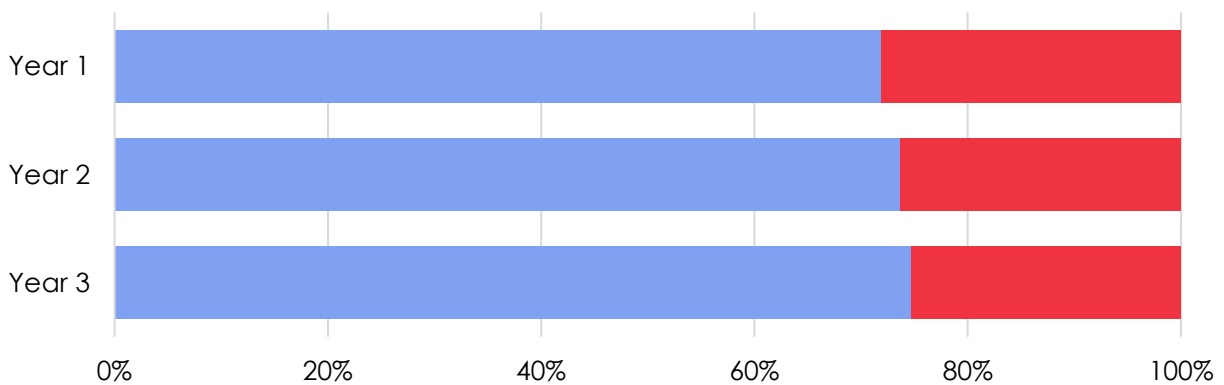
	Yes	No
Female	51.23%	48.77%
Male	40.21%	59.79%
Diverse*	29.73%	70.27%

*Votes collected as "Diverse" include students that identify as gender diverse, as well as students that wish not to disclose or were not able to specify their gender.

Age

Primary KS1: "Do you know about different disabilities?"

Year Group	Yes	No
Year 1	71.92%	28.08%
Year 2	73.65%	26.35%
Year 3	74.75%	25.25%
Vertical Tutor Group	59.20%	40.80%



Be informed.



Be curious.

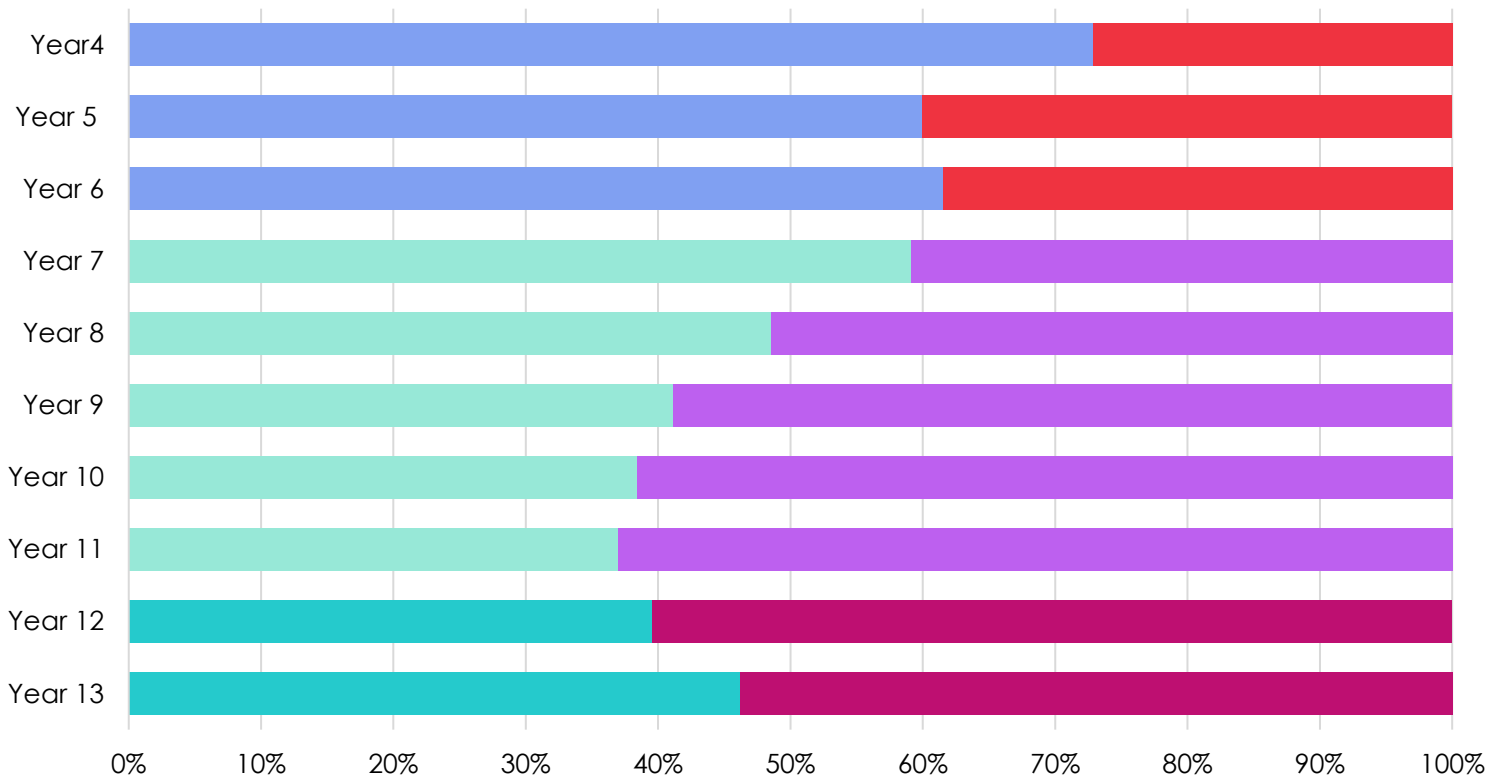


Be heard.



Primary KS2 & Secondary: "Has the pandemic made us more aware of disabilities?" & 16+ & College: "Has the pandemic made us more considerate of disabilities?"

Year Group	Yes	No
Year 4	72.86%	27.14%
Year 5	59.97%	40.03%
Year 6	61.52%	38.48%
Year 7	59.12%	40.88%
Year 8	48.54%	51.46%
Year 9	41.17%	58.83%
Year 10	38.41%	61.59%
Year 11	36.98%	63.02%
Year 12	39.56%	60.44%
Year 13	46.20%	53.80%
Vertical Tutor Group	61.38%	38.62%



Be informed.



Be curious.



Be heard.



Location

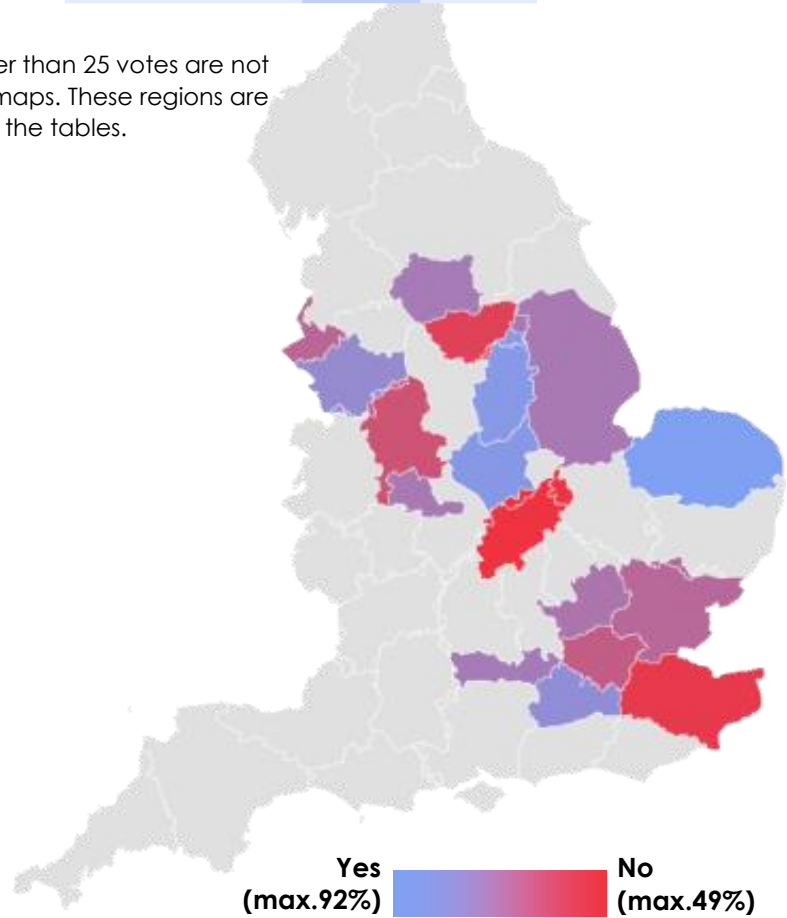
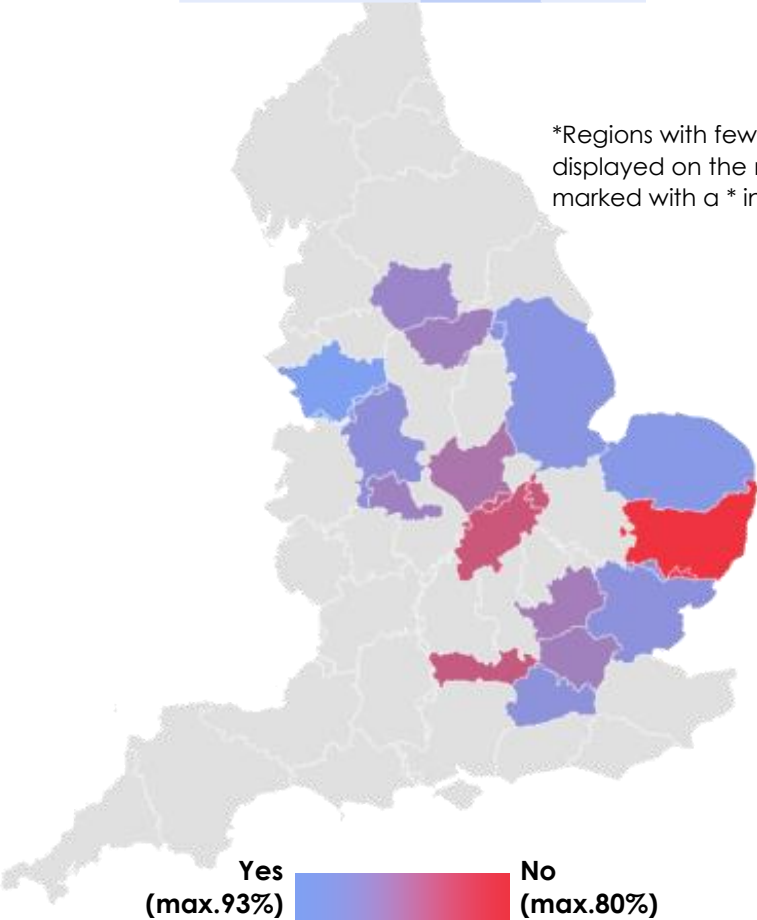
Primary KS1: "Do you know about different disabilities?"

	Yes	No
Cheshire	93.10%	6.90%
Norfolk	88.64%	11.36%
Lincolnshire	86.36%	13.64%
Essex	83.98%	16.02%
Surrey	83.78%	16.22%
Nottinghamshire*	83.33%	16.67%
Staffordshire	82.61%	17.39%
West Yorkshire	75.71%	24.29%
Greater London	74.33%	25.67%
West Midlands	72.77%	27.23%
South Yorkshire	71.92%	28.08%
Hertfordshire	69.52%	30.48%
London	68.40%	31.60%
Leicestershire	64.00%	36.00%
Berkshire	46.51%	53.49%
Northamptonshire	43.75%	56.25%
Suffolk	19.64%	80.36%

Primary KS2: "Has the pandemic made us more aware of disabilities?"

	Yes	No
Devon*	91.67%	8.33%
Buckinghamshire*	84.21%	15.79%
Norfolk	77.78%	22.22%
Leicestershire	76.03%	23.97%
Nottinghamshire	75.97%	24.03%
Surrey	73.49%	26.51%
Cheshire	72.58%	27.42%
Berkshire	69.11%	30.89%
West Yorkshire	68.80%	31.20%
West Midlands	68.29%	31.71%
Lincolnshire	68.25%	31.75%
Hertfordshire	67.37%	32.63%
Greater London	66.67%	33.33%
Essex	64.54%	35.46%
Merseyside	64.13%	35.87%
Staffordshire	59.26%	40.74%
London	56.28%	43.72%
South Yorkshire	54.90%	45.10%
Kent	53.28%	46.72%
Northamptonshire	51.32%	48.68%

*Regions with fewer than 25 votes are not displayed on the maps. These regions are marked with a * in the tables.

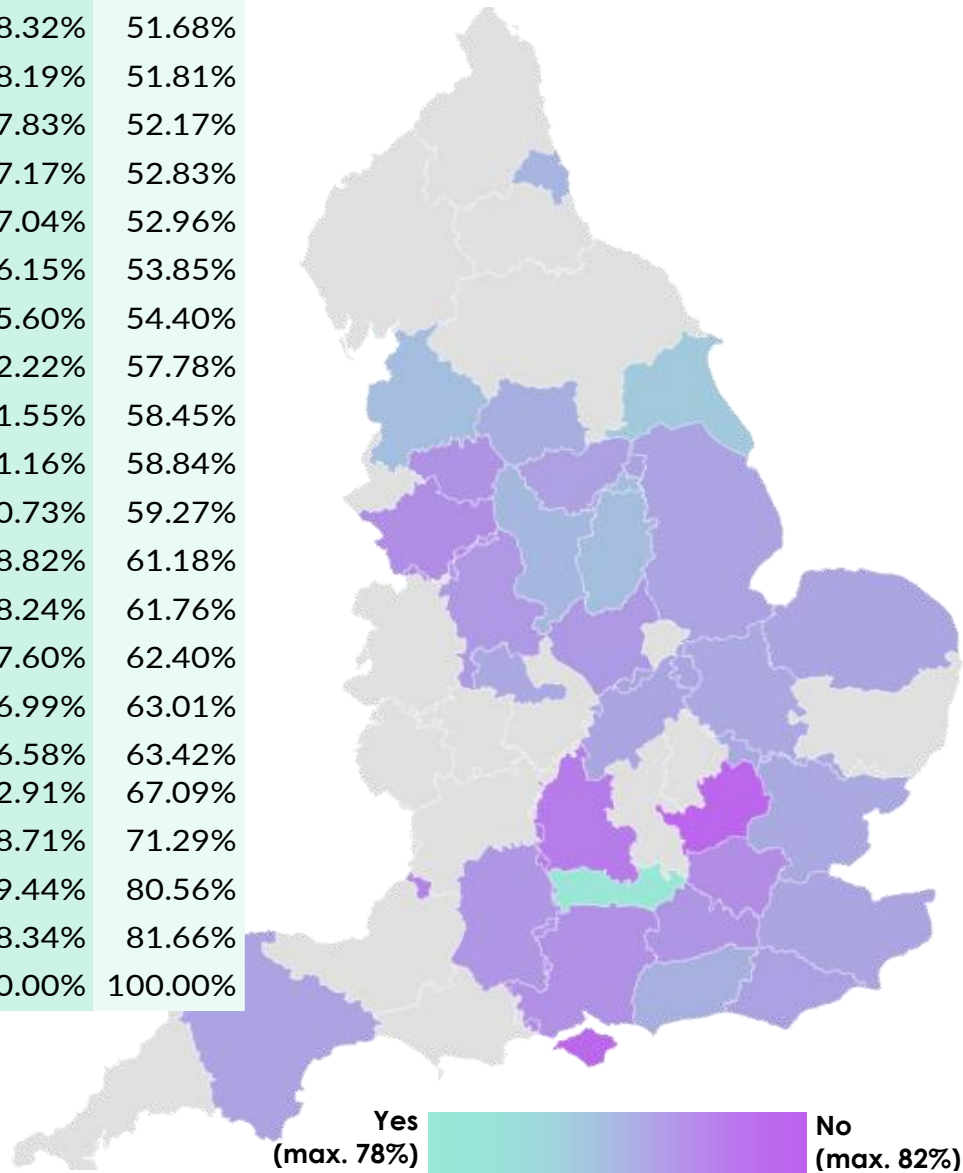




Secondary, 16+ & College:

“Has the pandemic made us more aware/considerate of disabilities?”

	Yes	No
Berkshire	78.38%	21.62%
Dorset*	73.33%	26.67%
East Riding of Yorkshire	64.86%	35.14%
Lancashire	58.97%	41.03%
Nottinghamshire	58.93%	41.07%
Derbyshire	56.52%	43.48%
Tyne and Wear	55.01%	44.99%
West Sussex	52.87%	47.13%
West Yorkshire	51.98%	48.02%
Essex	50.00%	50.00%
Cambridgeshire	48.97%	51.03%
West Midlands	48.94%	51.06%
Kent	48.32%	51.68%
Northamptonshire	48.19%	51.81%
Norfolk	47.83%	52.17%
Devon	47.17%	52.83%
Lincolnshire	47.04%	52.96%
East Sussex	46.15%	53.85%
South Yorkshire	45.60%	54.40%
Leicestershire	42.22%	57.78%
Staffordshire	41.55%	58.45%
Wiltshire	41.16%	58.84%
Surrey	40.73%	59.27%
Greater Manchester	38.82%	61.18%
Hampshire	38.24%	61.76%
North Yorkshire	37.60%	62.40%
Cheshire	36.99%	63.01%
London	36.58%	63.42%
Bristol	32.91%	67.09%
Oxfordshire	28.71%	71.29%
Isle of Wight	19.44%	80.56%
Hertfordshire	18.34%	81.66%
Buckinghamshire*	0.00%	100.00%



Be informed.



Be curious.



Be heard.



Voter Comments:

"We should **pay more care** to people with disabilities during the pandemic as they are **more vulnerable**. It's made me aware that not **all** disabilities are **visible**."

Primary School, West Midlands

"Yes, the pandemic has made us more aware because people with **disabilities** and **health problems** have been **more at risk** of the conditions of covid-19 and we have had to be more aware of their **needs** in order to **support** them."

Primary School, West Midlands

"We need to **learn more** about disabilities as they are **not contagious**. It also links in with the previous topic about banter and bullying as some people think it is **funny to make jokes** about disabilities."

Primary School, Suffolk

"We think yes we are **more aware** of disabilities but that **doesn't mean people** aren't still **struggling**. We have lots of work to do."

Primary School, Surrey

"It hasn't made me more aware as I was **aware** of disabilities **before the pandemic**. I am more aware because since Covid 19 **more people** have become aware of **their own disabilities**."

Primary School, Leicestershire

"I don't think we are more aware of people with disabilities because it is **harder to understand** if they need **any help** as we might not always **see** or **hear them**."

Primary School, Berkshire

"I believe that this pandemic has **taught us more** about disabilities because it teaches us what **other people feel**."

Secondary School, Lancashire

"Being inside has allowed us to have a **better perspective** about how people with disabilities have to **live every day**. Some are **unable** to leave the **house**, suffer from **social anxieties**."

Secondary School, Greater Manchester



Be informed.



Be curious.



Be heard.



"We have certainly become more aware of people with **asthma** and of **elderly people's needs**. We think that lots of people, without hearing impairments, have struggled to communicate. We feel like some disabilities - **more noticeable**, physical disabilities - have been **much clearer** to see."

Secondary School, North Yorkshire

"To a certain extent, we feel the pandemic has made us more aware of disabilities but unless you are **standing in a person's shoes** you can **never fully understand** what people with disabilities are **dealing** with."

Secondary School, Kent

"If anything, the pandemic made us feel more **self-conscious** or even **selfish** in a way, trying to find out what is the best for our **own survival** and how we can stay **away** from covid, **not about others**."

Secondary School, West Midlands

"I don't really believe that people are becoming more aware of the **challenges** that disabled people have to face every day if they're **already unaware** of what they have to do **daily** anyway. Unless we know what they do, then to us, it may not make a **difference** to how we **feel about it**. You'd have to **think** about it first."

Secondary School, West Midlands

"Unless you live with a disability **long term** or with a **family member** who has a **disability** you are **unlikely** to think about the **impact** on others because many people will be thinking of the impact on **their family** of the pandemic."

Secondary School, West Yorkshire

"Hidden disabilities have not been helped by the pandemic but rather **hindered**, with the **increasing** use of **sunflower lanyards** in shops, they have now **lost** their meaning. They were to show awareness to people with a hidden disability but now they are only known as **mask exemptions** which makes it increasingly **difficult** with those who need the sunflower lanyards for their disability."

Secondary School, West Midlands



Be informed.



Be curious.



Be heard.