

Is the refugee crisis really over?

11th – 18th June 2021

Sample of 20,719 voters

If you want more information of the exact split of the sample size across the different categories below, please contact us at lara@votesforschools.com.

Please Note: The sample size featured reflects the number of pupils and students that cast their vote on this topic during the week in which this vote was held. This sample size does therefore not reflect the number of pupils and students who discussed this VoteTopic but did not get a chance to participate in the voting.

VoteTopic Overview:

Question Primary KS1:

“Do we take home for granted?”

Question Primary KS2:

“Is the refugee crisis really over?”

Question Secondary:

“Is the refugee crisis really over?”

Question Secondary 16+ & College:

“Is the refugee crisis really over?”

Grand Total

Primary KS1:

“Do we take home for granted?”

Yes 44.81%

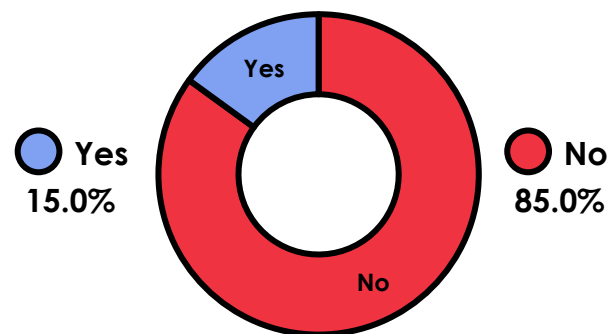
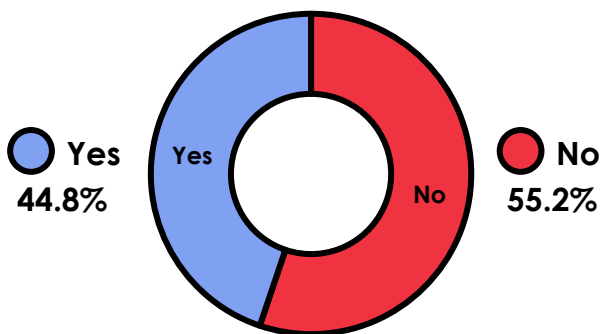
No 55.19%

Primary KS2:

“Is the refugee crisis really over?”

Yes 14.99%

No 85.01%



Be informed.



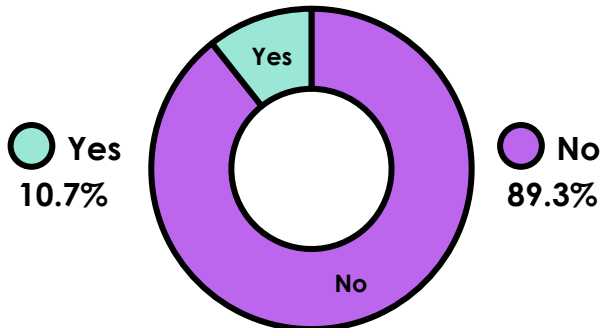
Be curious.



Be heard.

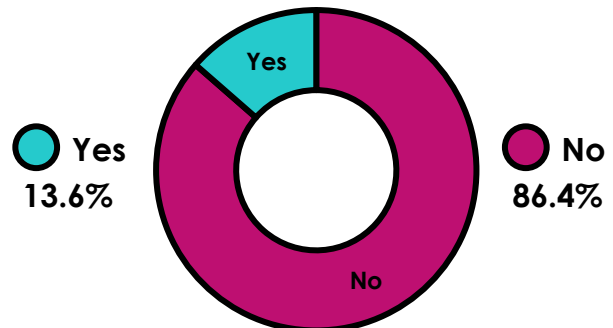
Secondary:
 "Is the refugee crisis really over?"

Yes 10.66%
 No 89.34%



Secondary 16+ & College:
 "Is the refugee crisis really over?"

Yes 13.57%
 No 86.43%



Gender

Primary KS1: "Do we take home for granted?"

	Yes	No
Female	43.69%	56.31%
Male	44.98%	55.02%
Diverse*	53.23%	46.77%

Primary KS2: "Is the refugee crisis really over?"

	Yes	No
Female	12.73%	87.27%
Male	16.43%	83.57%
Diverse*	26.79%	73.21%

Secondary: "Is the refugee crisis really over?"

	Yes	No
Female	9.60%	90.40%
Male	12.20%	87.80%
Diverse*	8.31%	91.69%

16+ & College: "Is the refugee crisis really over?"

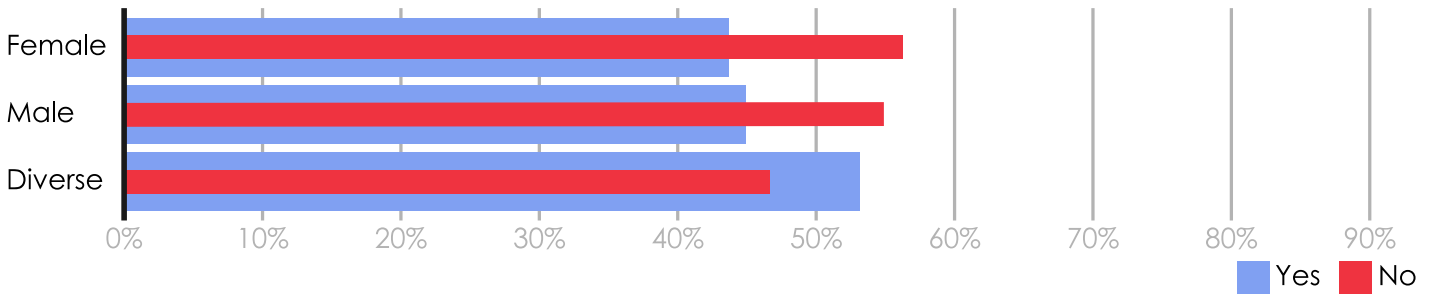
	Yes	No
Female	6.67%	93.33%
Male	12.27%	87.73%
Diverse*	54.55%	45.45%

*Votes collected as "Diverse" include students that identify as gender diverse, as well as students that wish not to disclose or were not able to specify their gender.

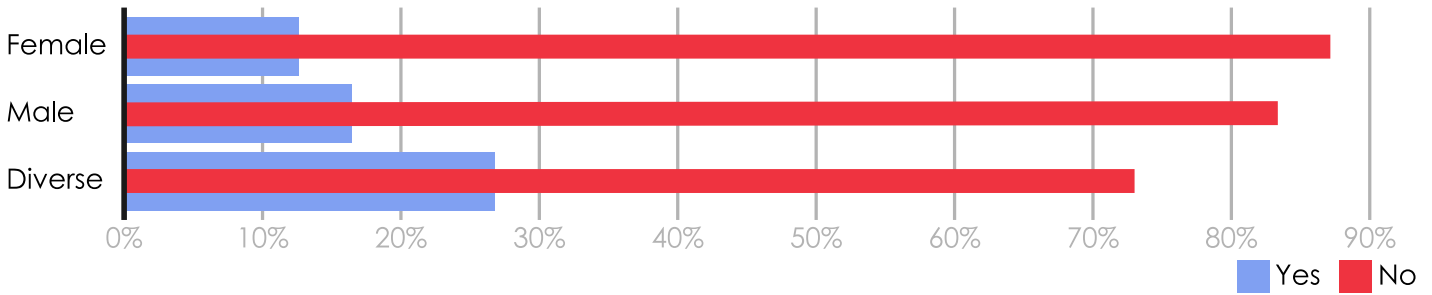




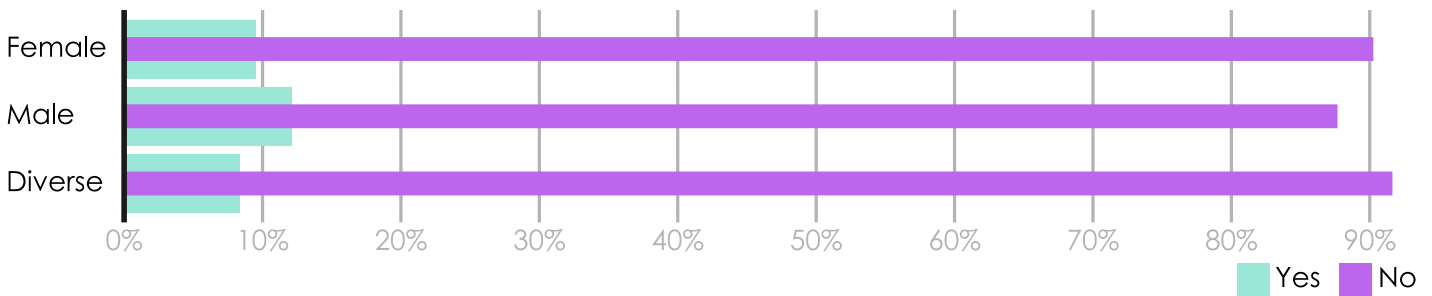
Primary KS1: "Do we take home for granted?"



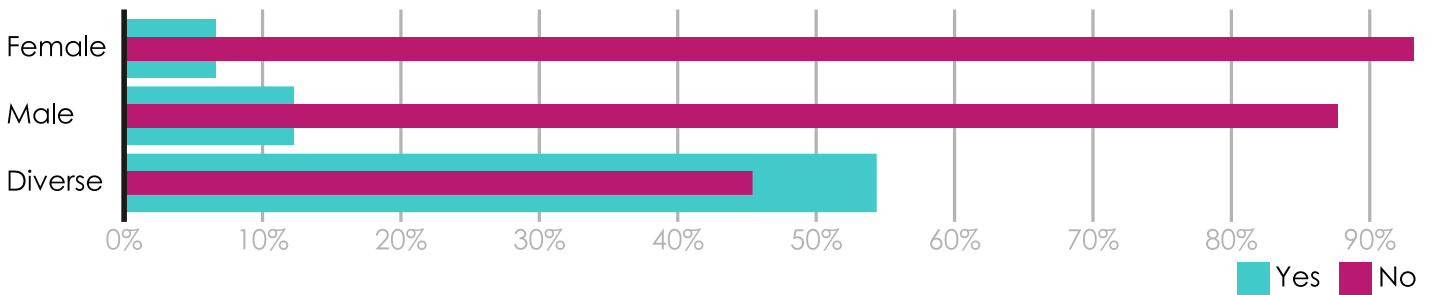
Primary KS2: "Is the refugee crisis really over?"



Secondary: "Is the refugee crisis really over?"



Secondary 16+ & College: "Is the refugee crisis really over?"



The following chart looks at the above **NO VOTES** and reflects how the results between the gender groups compares to the overall results of Primary, Secondary and 16+ & Colleges:

	Primary KS1	Primary KS2	Secondary	16+ & College
Female	↑ +2.03%	↑ +2.66%	↑ +1.19%	↑ +7.98
Male	↓ -0.31%	↓ -1.69%	↓ -1.72%	↑ +1.50%
Diverse*	↓ -15.26%	↓ -13.88%	↑ +2.63%	↓ -47.41%



Be informed.



Be curious.



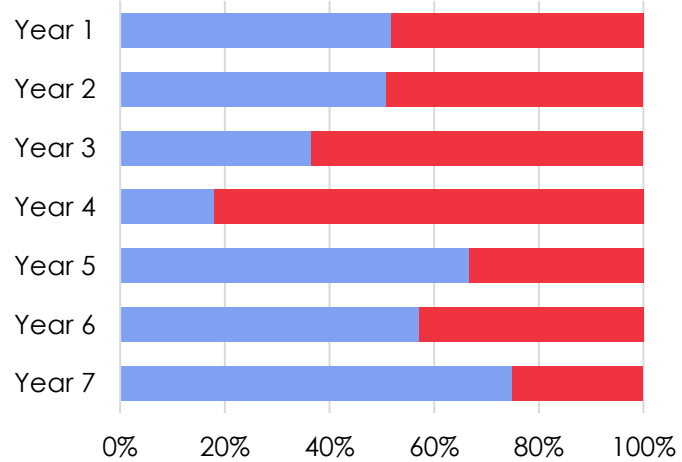
Be heard.



Age

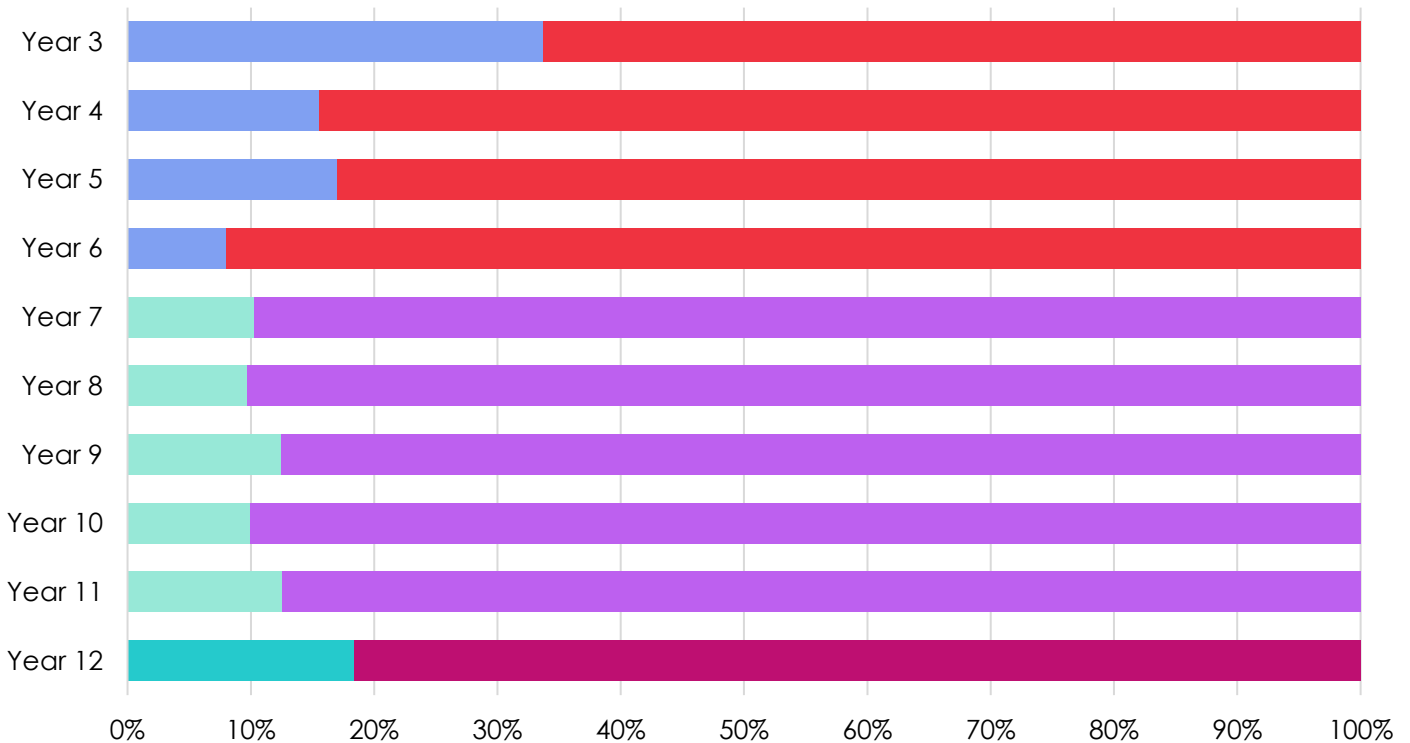
Primary KS1: "Do we take home for granted?"

Year Group	Yes	No
Year 1	51.81%	48.19%
Year 2	50.93%	49.07%
Year 3	36.59%	63.41%
Year 4	18.00%	82.00%
Year 5	66.67%	33.33%
Year 6	57.14%	42.86%
Year 7	75.00%	25.00%



Primary KS2, Secondary & College: "Is the refugee crisis really over?"

Year Group	Yes	No
Year 3	33.72%	66.28%
Year 4	15.51%	84.49%
Year 5	16.96%	83.04%
Year 6	7.96%	92.04%
Year 7	10.28%	89.72%
Year 8	9.67%	90.33%
Year 9	12.47%	87.53%
Year 10	9.97%	90.03%
Year 11	12.50%	87.50%
Year 12	18.35%	81.65%
Vertical Tutor Group	19.05%	80.95%



Be informed.



Be curious.



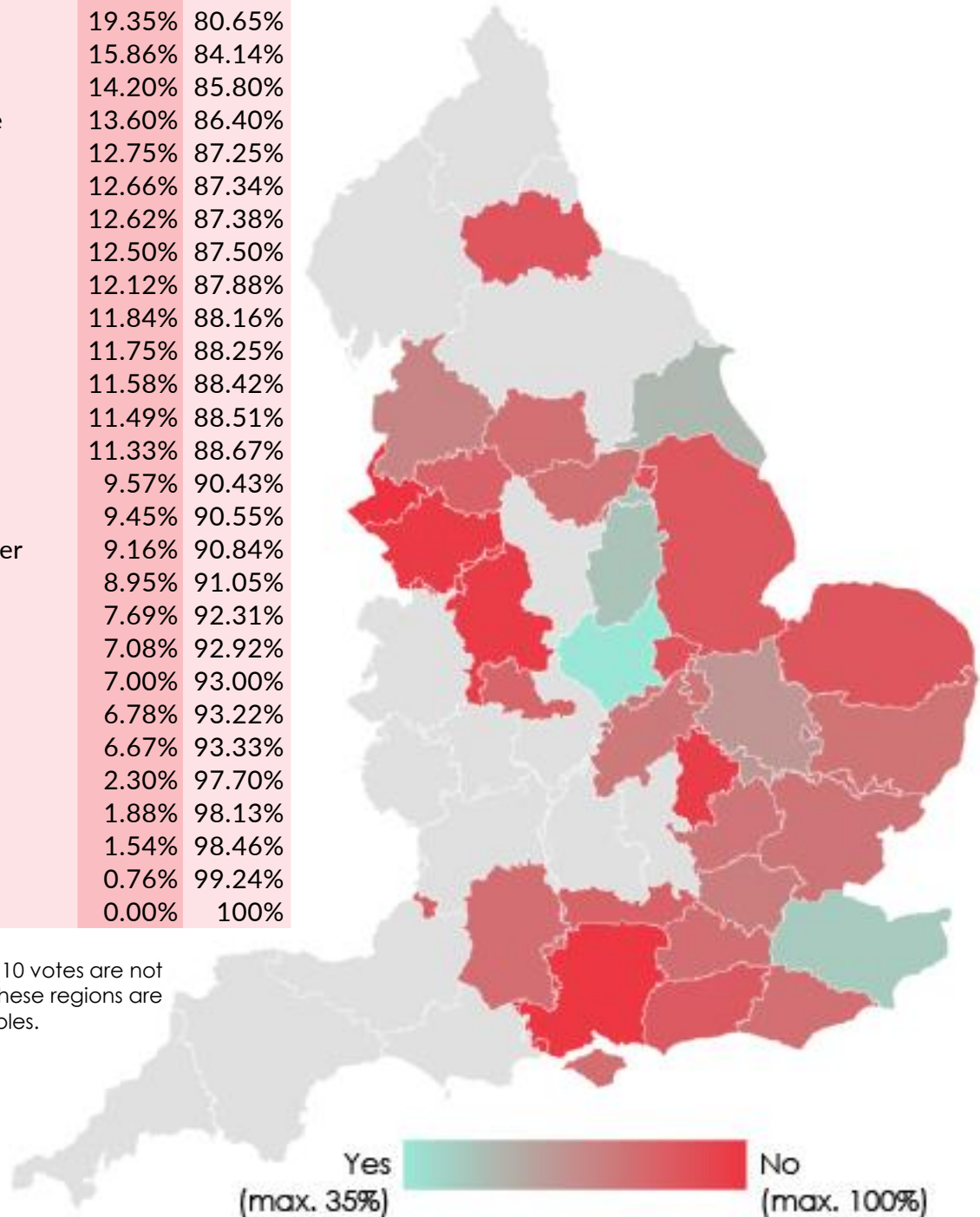
Be heard.



Location

Total – Primary (KS2), Secondary & College:

	Yes	No
Leicestershire	34.66%	65.34%
Kent	29.06%	70.94%
Nottinghamshire	27.78%	72.22%
East Riding of Yorkshire	25.84%	74.16%
Gloucestershire*	25.00%	75.00%
Greater London	21.67%	78.33%
Cambridgeshire	19.35%	80.65%
Lancashire	15.86%	84.14%
North Yorkshire	14.20%	85.80%
Northamptonshire	13.60%	86.40%
Hertfordshire	12.75%	87.25%
Essex	12.66%	87.34%
London	12.62%	87.38%
Suffolk	12.50%	87.50%
South Yorkshire	12.12%	87.88%
West Yorkshire	11.84%	88.16%
East Sussex	11.75%	88.25%
Surrey	11.58%	88.42%
Wiltshire	11.49%	88.51%
Isle of Wight	11.33%	88.67%
West Midlands	9.57%	90.43%
Berkshire	9.45%	90.55%
Greater Manchester	9.16%	90.84%
Bristol	8.95%	91.05%
West Sussex	7.69%	92.31%
Lincolnshire	7.08%	92.92%
Norfolk	7.00%	93.00%
Durham	6.78%	93.22%
Rutland	6.67%	93.33%
Bedfordshire	2.30%	97.70%
Staffordshire	1.88%	98.13%
Cheshire	1.54%	98.46%
Hampshire	0.76%	99.24%
Merseyside	0.00%	100%



*Regions with fewer than 10 votes are not displayed on the maps. These regions are marked with a * in the tables.



Be informed.



Be curious.



Be heard.



Students' Comments:

"I think it is **starting to settle down** because compared to 2015, there is a lot less refugees. **It's still bad** but it's not as bad as it used to be so I **wouldn't call it a 'crisis'**."

Primary School, West Yorkshire

"It is pretty much over, but we **do not know** what will **happen in the future.**"

Primary School, Hertfordshire

"The **numbers of refugees applying** to live in European countries is **decreasing**, which shows it is **no longer on a crisis level**, however it is still a huge problem."

Secondary School, West Midlands

"It is **not over** because there are still **lots of wars** happening **all over the planet.**"

Primary School, London

"I think the refugee crisis is not over. Just because it is **not reported** it **doesn't mean that it is not happening.**"

Primary School, Hertfordshire

"The **crisis was never over**; it never will be. There will **always be people needing to seek asylum**, so even the idea that it could be over I find a little absurd."

Secondary School, Berkshire

"I think that as long as there is **political instability** or **poverty** there will always be a refugee crisis as **every human needs a safe place to live.**"

Secondary School, West Midlands

"It **never really over** until no one has a to **flee their country** because they aren't safe."

Secondary School, West Midlands

"The refugee crisis is **only over** when there are no people who still **need to flee from their country**. Until then, it's a **constant refugee crisis.**"

Secondary School, Berkshire



Be informed.



Be curious.



Be heard.



“Despite it not being a well-known topic anymore, it is still a **huge issue that needs to be spoken on**. It was largely known many years ago but **maybe it's time to bring it back up to educate** other and the younger generations.”

Secondary School, West Midlands

“Although many racist people **do not want people from other nations** and with **other backgrounds** in this country, many people from places where war is taking place **have no choice** but to come, **wishing for a better lifestyle**. An example of this is that many people living in **Palestine** have escaped with their families so that they can live a better lifestyle. In 2008 **my parents came to England for a better lifestyle** for themselves and their soon to be family.”

Secondary School, West Midlands



Be informed.



Be curious.



Be heard.