

Should everyone volunteer in their community?
(Primary, Secondary & College)
18th – 25th September 2020

Question Primary:

"Should everyone volunteer in their community?"

Question Secondary:

"Should everyone volunteer in their community?"

Question Secondary 16+ & College:

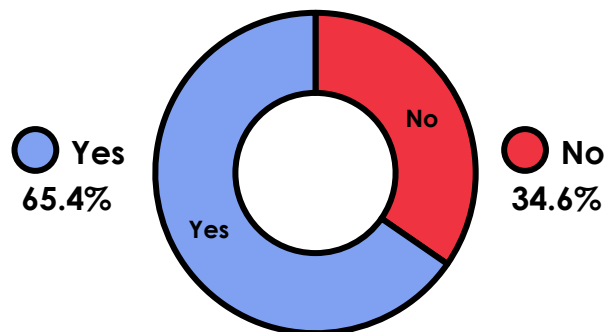
"Would a volunteering bank holiday strengthen communities?"

Grand Total

Primary:

Yes 65.39%

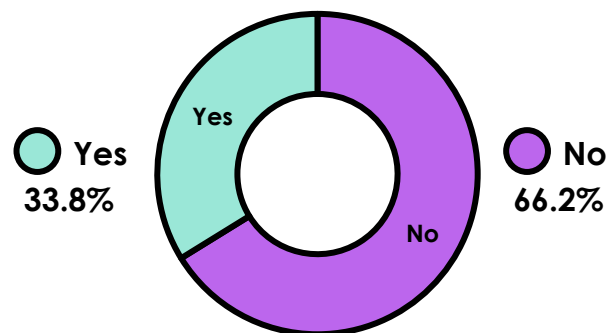
No 34.61%



Secondary:

Yes 33.80%

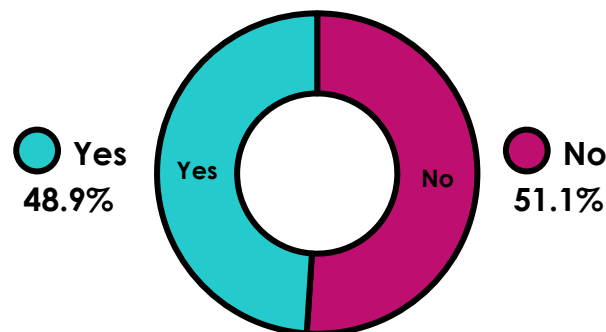
No 66.20%



Secondary 16+ & College:

Yes 48.95%

No 51.05%



Be informed.



Be curious.



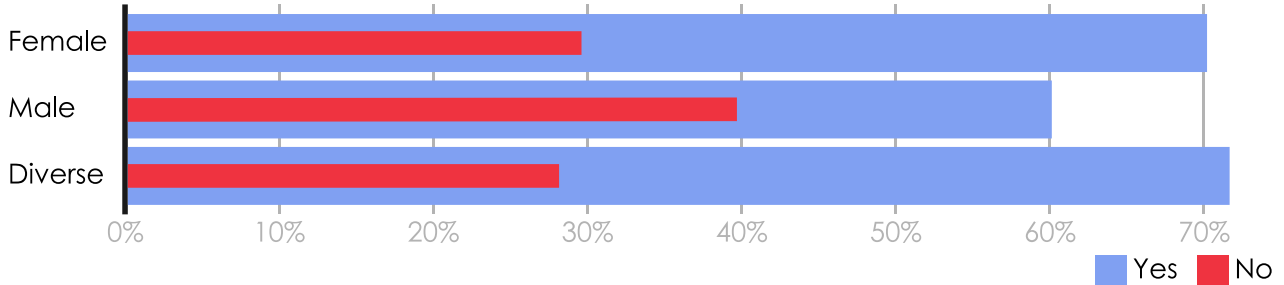
Be heard.



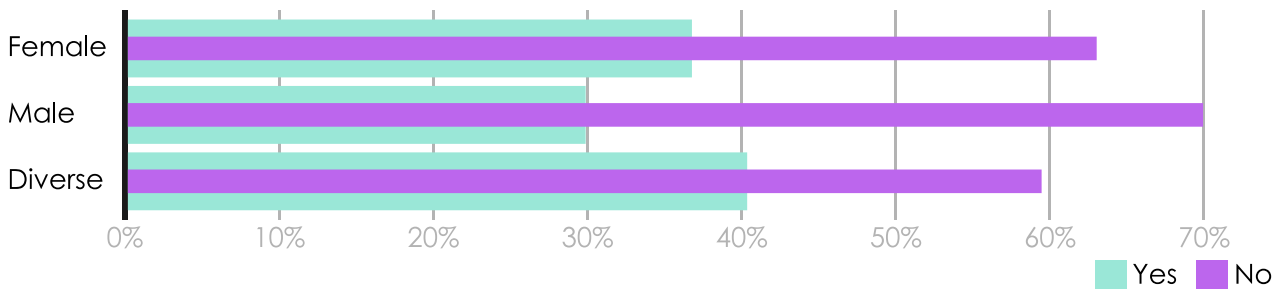
Gender

*Votes collected as "Diverse" include students that identify as gender diverse, as well as students that wish not to disclose their gender.

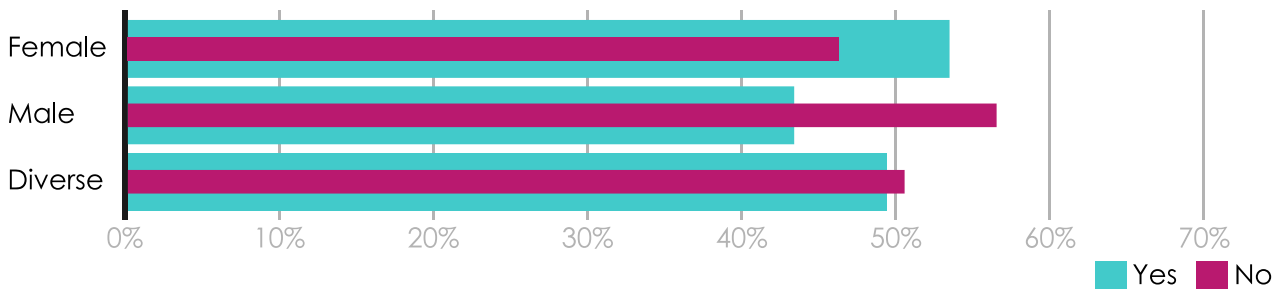
Primary



Secondary



Secondary 16+ & College



Primary:

	Yes	No
Female	70.33%	29.67%
Male	60.22%	39.78%
Diverse*	71.78%	28.22%

When asked the question "Should everyone volunteer in their community?", **diverse students had the biggest percentage of Yes votes**, followed by female voters and trailed by males, both in **Primary and Secondary** schools.

Secondary:

	Yes	No
Female	36.82%	63.18%
Male	29.87%	70.13%
Diverse*	40.42%	59.58%

In **Primary schools 10% fewer male pupils voted Yes, compared to females**. In **Secondary schools this split was similar with 7% fewer male students voting Yes, compared to females**.

Secondary 16+ & College:

	Yes	No
Female	53.57%	46.43%
Male	43.40%	56.60%
Diverse*	49.40%	50.60%

When asked "Would a volunteering bank holiday strengthen communities?", **more female students voted Yes** than No, however amongst **male students more voted for No**. Overall **10% fewer male students voted Yes**, compared to female voters.



Be informed.



Be curious.



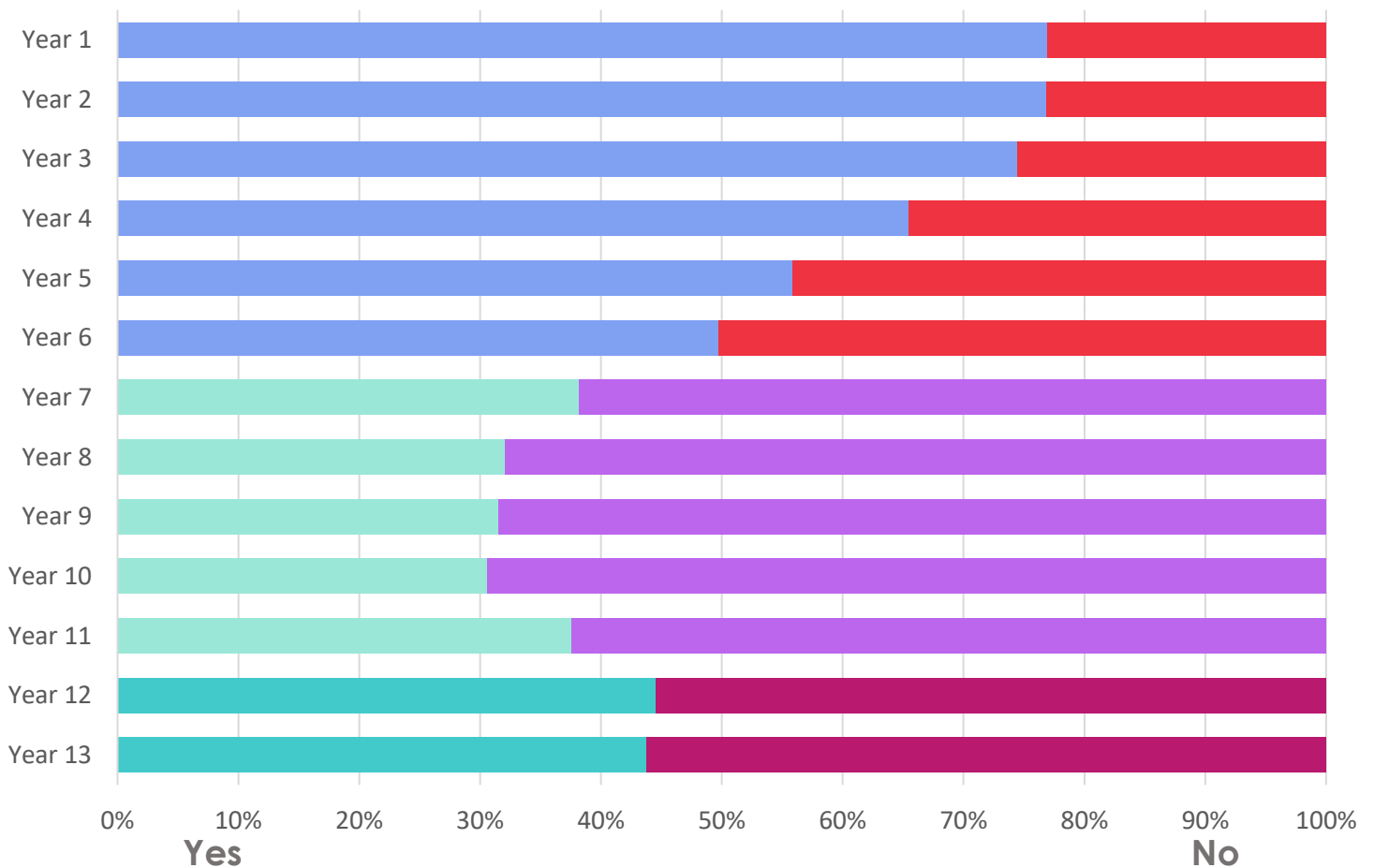
Be heard.



Age

Year Group	Yes	No
1	76.93%	23.07%
2	76.90%	23.10%
3	74.46%	25.54%
4	65.51%	34.49%
5	55.87%	44.13%
6	49.72%	50.28%
7	38.16%	61.84%
8	32.05%	67.95%
9	31.55%	68.45%
10	30.59%	69.41%
11	37.58%	62.42%
12	44.52%	55.48%
13	43.81%	56.19%

Votes by Year Group



Be informed.



Be curious.



Be heard.

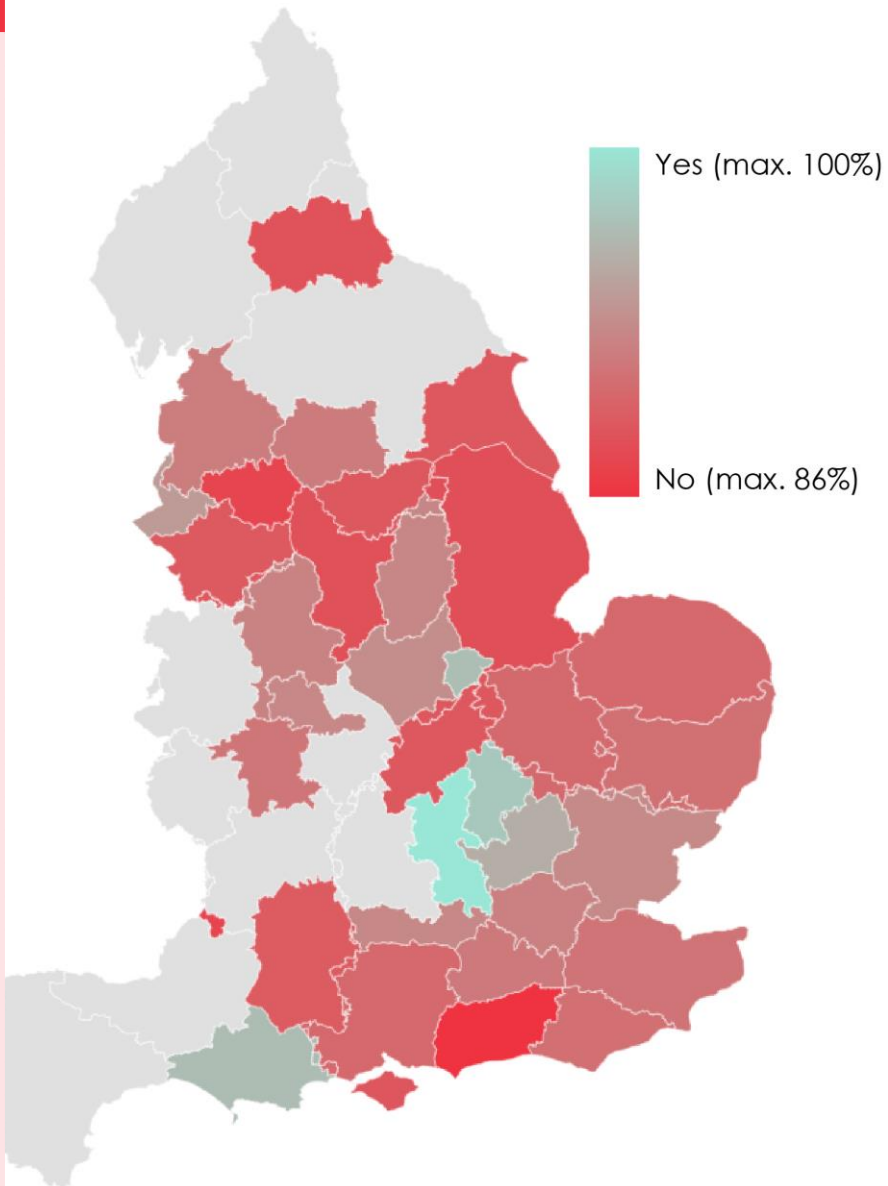
Demtech Ltd T/A: VotesforSchools
CRN 09940208, registered in England and Wales
33 Lowndes Street, London, SW1X 9HX
Office Address: Unit LMLF 2.4, The Leather Market,
Weston Street, London Bridge, SE1 3ER



Location

Primary, Secondary & College Total:

	Yes	No
Buckinghamshire	100%	0%
Bedfordshire	85.03%	14.97%
Rutland	80.77%	19.23%
Dorset	80.00%	20.00%
Hertfordshire	72.73%	27.27%
Greater London	64.20%	35.80%
Merseyside	63.84%	36.16%
Leicestershire	57.51%	42.49%
Essex	55.82%	44.18%
Berkshire	55.05%	44.95%
West Midlands	54.86%	45.14%
Nottinghamshire	54.17%	45.83%
Staffordshire	52.49%	47.51%
Lancashire	50.00%	50.00%
West Yorkshire	49.13%	50.87%
London	47.61%	52.39%
Surrey	47.57%	52.43%
Worcestershire	46.43%	53.57%
Kent	45.45%	54.55%
Suffolk	44.08%	55.92%
East Sussex	43.52%	56.48%
Cambridgeshire	40.48%	59.52%
Hampshire	39.97%	60.03%
Norfolk	39.85%	60.15%
Wiltshire	33.64%	66.36%
North Yorkshire	33.25%	66.75%
Cheshire	32.99%	67.01%
South Yorkshire	32.07%	67.93%
East Riding of Yorkshire	31.82%	68.18%
Northamptonshire	31.79%	68.21%
Isle of Wight	31.12%	68.88%
Durham	29.74%	70.26%
Derbyshire	28.57%	71.43%
Lincolnshire	28.16%	71.84%
Greater Manchester	22.81%	77.19%
Bristol	22.72%	77.28%
West Sussex	14.36%	85.64%



Secondary 16+ & College:

	Yes	No
Dorset	100%	0%
West Yorkshire	100%	0%
Kent	92.31%	7.69%
Hertfordshire	80.00%	20.00%
West Midlands	68.15%	31.85%
East Sussex	64.00%	36.00%
South Yorkshire	60.76%	39.24%
Bristol	58.33%	41.67%

	Yes	No
Lancashire	57.94%	42.06%
Norfolk	50.00%	50.00%
London	44.94%	55.06%
Essex	43.82%	56.18%
Surrey	33.33%	66.67%
Cheshire	27.61%	72.39%
Northamptonshire	25.56%	74.44%



Be informed.



Be curious.



Be heard.

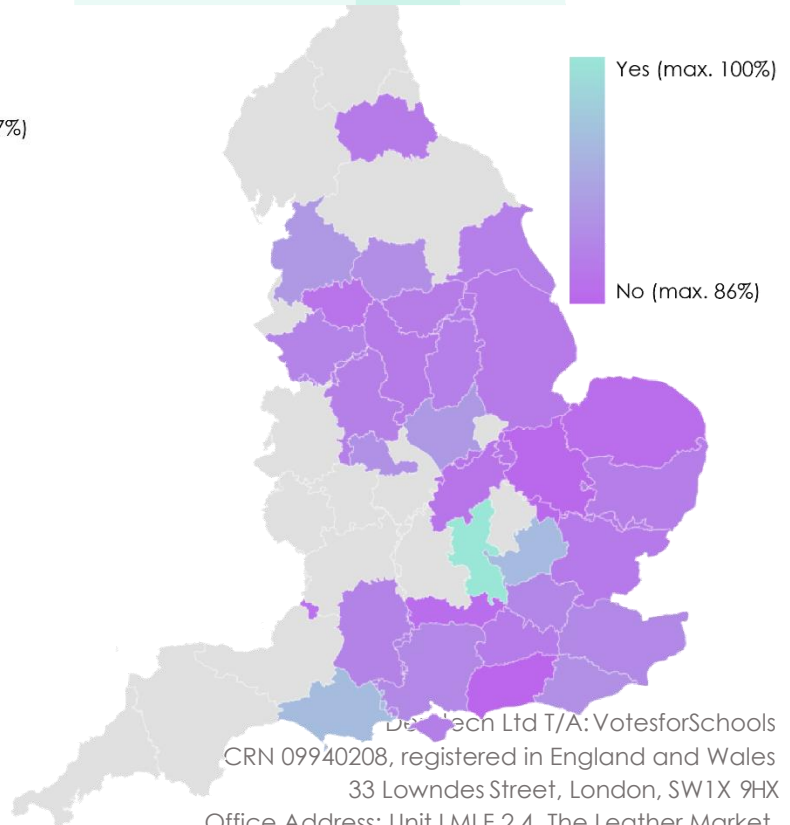
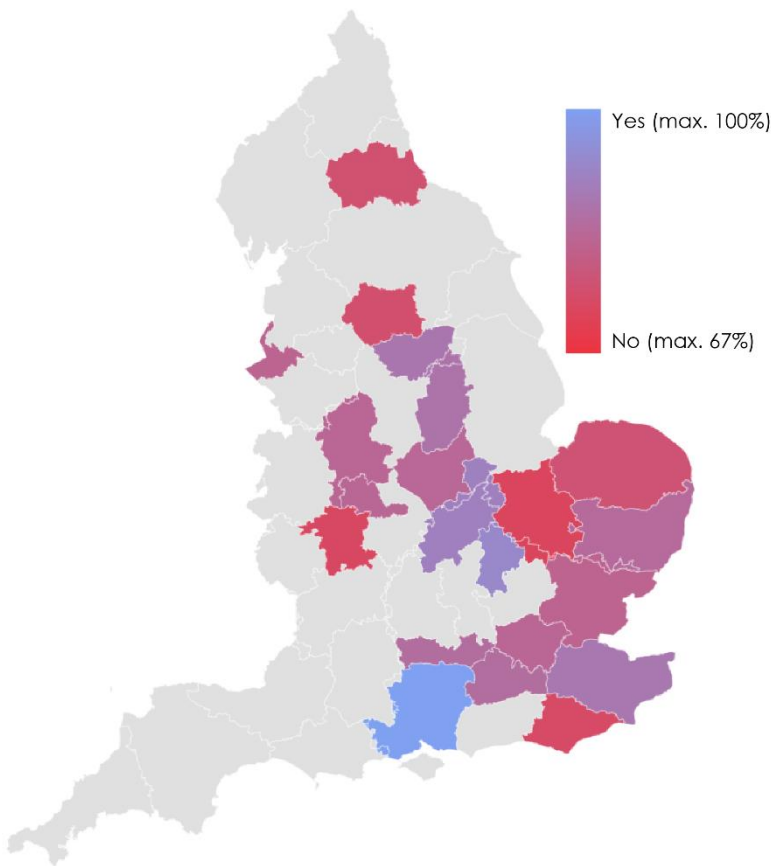
Demtech Ltd T/A: VotesforSchools
 CRN 09940208, registered in England and Wales
 33 Lowndes Street, London, SW1X 9HX
 Office Address: Unit LMLF 2.4, The Leather Market,
 Weston Street, London Bridge, SE1 3ER

Primary:

	Yes	No
Hampshire	100%	0%
Bedfordshire	85.03%	14.97%
Rutland	80.77%	19.23%
Northamptonshire	80.52%	19.48%
Kent	75.56%	24.44%
South Yorkshire	74.49%	25.51%
Nottinghamshire	73.08%	26.92%
Surrey	69.33%	30.67%
Berkshire	69.13%	30.87%
Suffolk	67.86%	32.14%
London	66.14%	33.86%
Leicestershire	65.86%	34.14%
West Midlands	65.72%	34.28%
Staffordshire	65.14%	34.86%
Greater London	64.06%	35.94%
Merseyside	63.84%	36.16%
Essex	63.41%	36.59%
Norfolk	52.90%	47.10%
Durham	51.61%	48.39%
West Yorkshire	50.63%	49.38%
East Sussex	47.78%	52.22%
Worcestershire	46.43%	53.57%
Cambridgeshire	44.44%	55.56%
North Yorkshire	33.33%	66.67%

Secondary:

	Yes	No
Buckinghamshire	100%	0%
Greater London	83.33%	16.67%
Dorset	71.43%	28.57%
Hertfordshire	70.59%	29.41%
Leicestershire	48.52%	51.48%
Lancashire	47.70%	52.30%
West Midlands	43.18%	56.82%
East Sussex	42.02%	57.98%
West Yorkshire	40.71%	59.29%
Hampshire	37.79%	62.21%
Kent	37.44%	62.56%
London	35.98%	64.02%
Cheshire	34.58%	65.42%
Wiltshire	33.64%	66.36%
North Yorkshire	33.25%	66.75%
Staffordshire	32.39%	67.61%
East Riding of Yorkshire	31.82%	68.18%
Nottinghamshire	31.82%	68.18%
Isle of Wight	31.12%	68.88%
Suffolk	30.21%	69.79%
South Yorkshire	29.73%	70.27%
Surrey	29.28%	70.72%
Derbyshire	28.57%	71.43%
Lincolnshire	28.16%	71.84%
Durham	27.98%	72.02%
Essex	27.79%	72.21%
Northamptonshire	24.16%	75.84%
Greater Manchester	22.81%	77.19%
Bristol	22.09%	77.91%
Norfolk	19.40%	80.60%
Berkshire	19.21%	80.79%
Cambridgeshire	16.67%	83.33%
West Sussex	14.36%	85.64%



 **Be informed.**
 **Be curious.**
 **Be heard.**

Data Tech Ltd T/A: VotesforSchools
 CRN 09940208, registered in England and Wales
 33 Lowndes Street, London, SW1X 9HX
 Office Address: Unit LMLF 2.4, The Leather Market,
 Weston Street, London Bridge, SE1 3ER



Students' Comments

"It would greatly **benefit the community**, because lots of people doing something small can **make a big difference.**"

Secondary School, East Sussex

"Everyone should **do their bit** and help out for a **few hours!**"

Secondary School, West Midlands

"I personally do volunteering as part of my youth club and I believe **that it would benefit everyone** because you make loads of friends, you can take your mind of problems and it gives you **great feeling knowing that you've helped** someone."

Secondary School, West Midlands

"Volunteering shows being **kind and helpful.**"

Primary School, Essex

"Everyone should volunteer so it can **help the community** and they could **learn something new** and enjoy it!"

Primary School, Greater London

"Everyone should help out in their community as it would give them **a sense of belonging** and a sense of **personal satisfaction** that they have helped."

Secondary School, West Midlands

"Volunteering has more **positives** to yourself and the community than negatives. It is associated with **generosity and helpful** community service. It's **great for everyone** to do even a little bit of volunteering!"

Secondary School, London

"Right now, **thousands of people need help.** There is a desperate plea for clothes, books and other essentials for families who may have lost their jobs or have been homeless and poor. **Volunteering will make a big difference** to their lives."

Secondary School, West Midlands

"**Everyone can have the time** to volunteer. You could do a lot of things to make your community a better place even if it's a little thing."

Primary School, West Midlands



Be informed.



Be curious.



Be heard.



"Some people already have **a lot to deal with** on a day to day basis and volunteering could mean that they become **more stressed** as they have too much to do."

Secondary School, West Midlands

"If everyone has to do it, then it **isn't actually volunteering.**"

Secondary School, West Midlands

"It is good to volunteer, but not everyone has the **time or energy** to volunteer."

Secondary School, West Midlands

"If everyone had to volunteer, it **would no longer be volunteering**, it would just be a **chore** that you are forced to do and **might not be passionate about** or not want to do, which could lead to bad jobs of it. Volunteering **should be something that someone really wants to do**, not a thing that you have to do."

Secondary School, East Sussex

"People should be able to **choose the things that they do with their time.**"

Primary School, East Sussex

"Volunteering **should be a choice** and some people may not **do it for the right reasons** if they are forced or guilty into doing it."

Secondary School, Berkshire

"Some people in a community **may not be comfortable** with interacting with their community while others may be good at being a part of their community but **not necessarily be good at volunteering.**"

Secondary School, West Midlands

"Not everyone should volunteer because **there are some people that can't**, and need help, but can't help others."

Secondary School, West Midlands

"Volunteering is a **choice** so people can choose what they want. They **should enjoy doing it.**"

Primary School, Merseyside

"If someone has a lot going on maybe it is **not very healthy to take on more.**"

Primary School, East Sussex



Be informed.



Be curious.



Be heard.