



## Do we talk enough about consent?

16<sup>th</sup> – 23<sup>rd</sup> April 2021

### Sample of 24,386 voters

If you want more information of the exact split of the sample size across the different categories below, please contact us at [lara@votesforschools.com](mailto:lara@votesforschools.com).

**Please Note:** The sample size featured reflects the number of pupils and students that cast their vote on this topic during the week in which this vote was held. This sample size does therefore not reflect the number of pupils and students who discussed this VoteTopic but did not get a chance to participate in the voting.

### VoteTopic Overview:

#### Question Primary:

“Do we need to learn more about boundaries?”

#### Question Secondary:

“Do we talk enough about consent?”

#### Question Secondary 16+ & College:

“Do we talk enough about consent?”

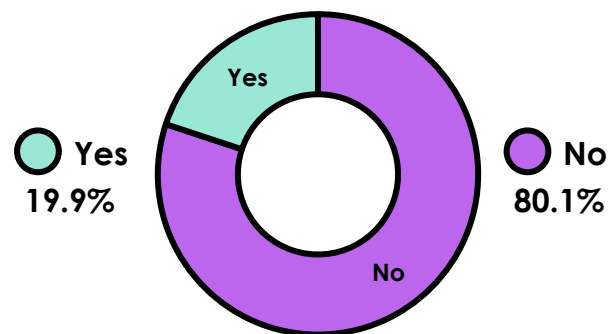
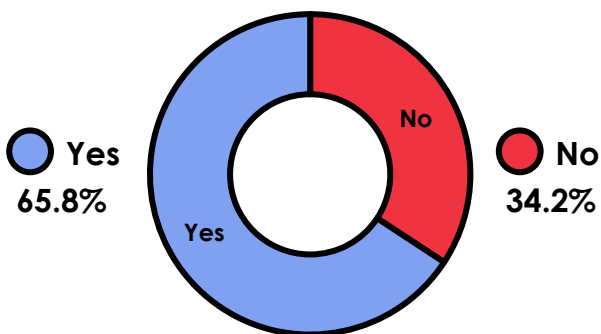
### Grand Total

Primary: “Do we need to learn more about boundaries?”

Yes 65.76%  
No 34.24%

Secondary: “Do we talk enough about consent?”

Yes 19.93%  
No 80.07%



**Be informed.**



**Be curious.**

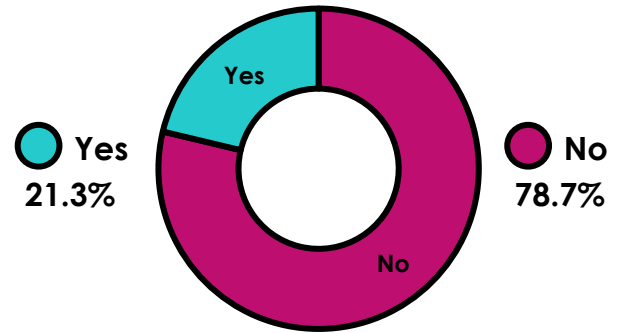


**Be heard.**



Secondary 16+ & College: "Do we talk enough about consent?"

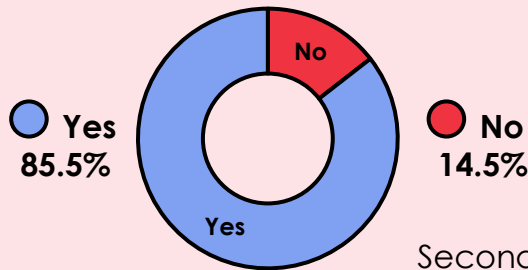
Yes 21.27%  
No 78.73%



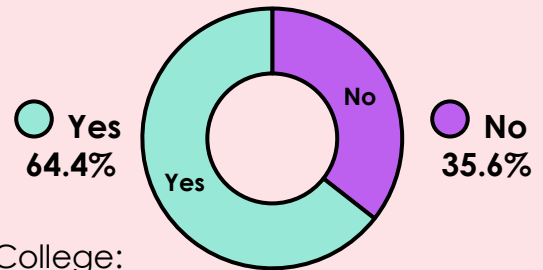
### How does this compare to previous VoteTopics?

Late in 2020, during the week of 04<sup>th</sup> – 11<sup>th</sup> Dec, we asked **Primary pupils** "Do you know how to stay safe outside school?" and **Secondary and College students** "Do you feel safe outside school/college?". This were the results in late 2020:

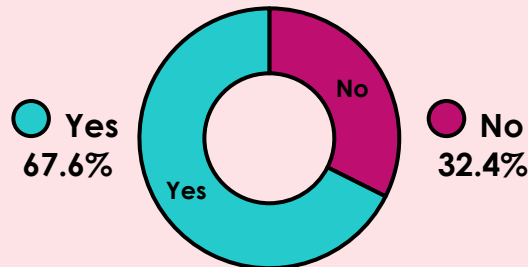
Primary:  
"Do you know how to stay safe outside school?"



Secondary:  
"Do you feel safe outside school?"

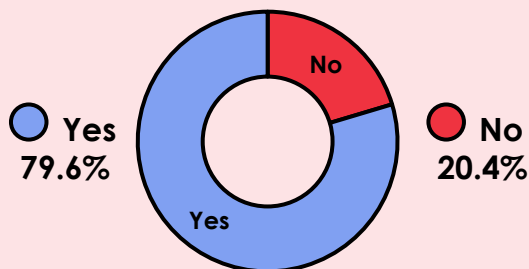


Secondary 16+ & College:  
"Do you feel safe outside college?"

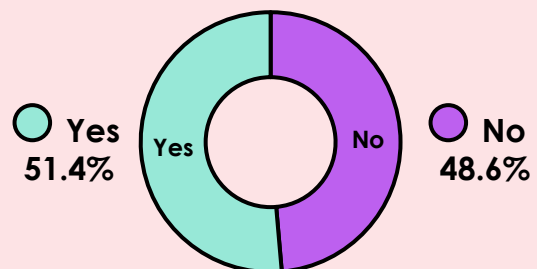


During the week of 21<sup>st</sup> – 28<sup>th</sup> Feb 2020, we asked **Primary pupils in years 4-6** and **Secondary students** if they know the **signs of an unhealth relationship**. This were the results in early 2020:

Primary (Years 4-6): "Do young people know what an unhealthy relationship looks like?"



Secondary: "Do young people know the signs of an abusive relationship?"



Be informed.



Be curious.

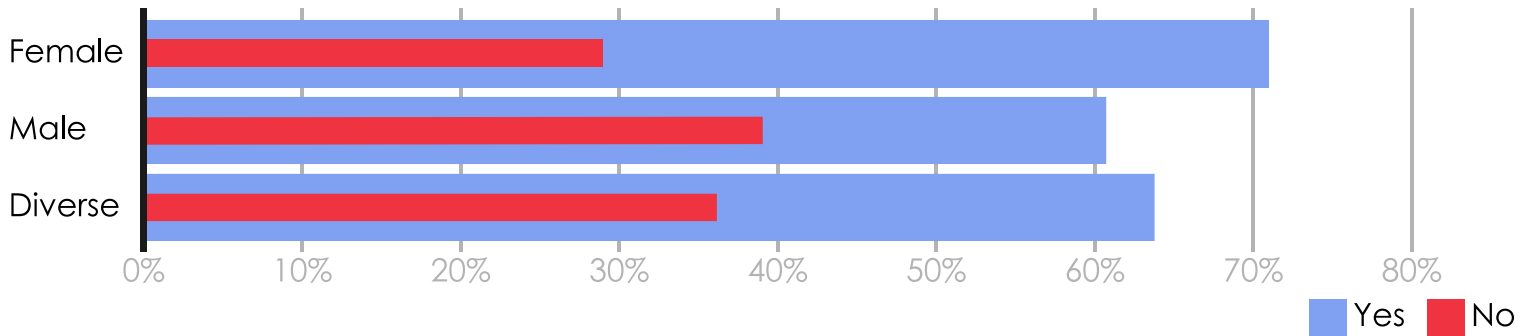


Be heard.

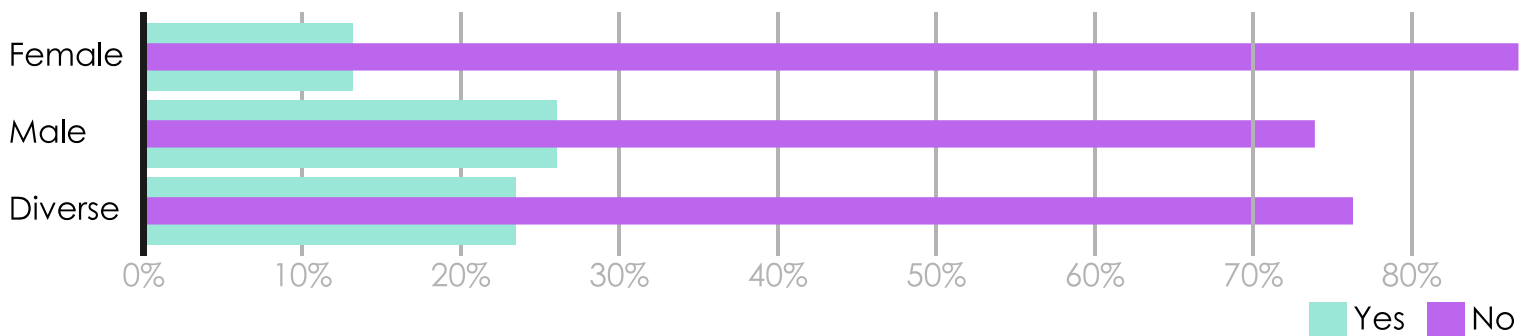


## Gender

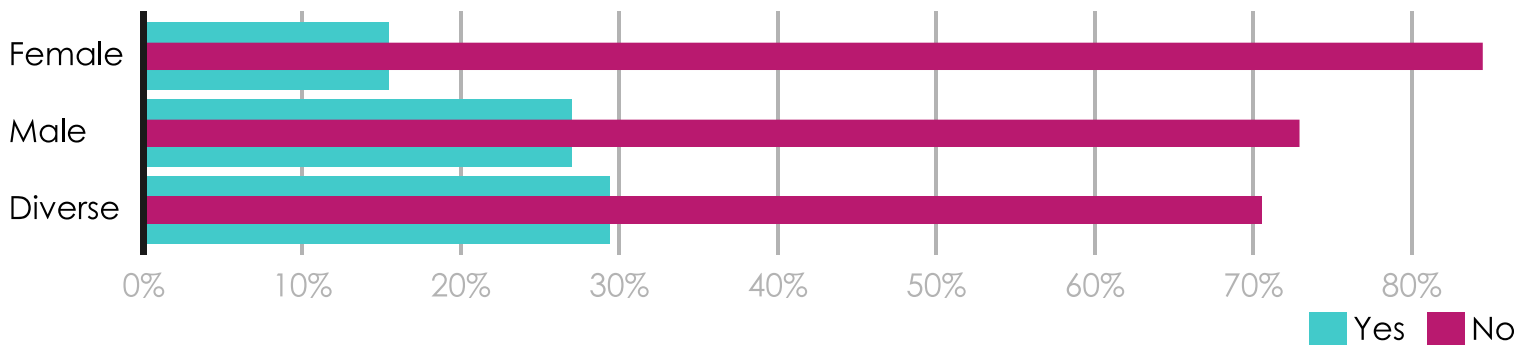
### Primary: "Do we need to learn more about boundaries?"



### Secondary: "Do we talk enough about consent?"



### Secondary 16+ & College: "Do we talk enough about consent?"



### Primary: "Do we need to learn more about boundaries?"

	Yes	No
Female	71.01%	28.99%
Male	60.83%	39.17%
Diverse*	63.77%	36.23%

### Secondary: "Do we talk enough about consent?"

	Yes	No
Female	13.19%	86.81%
Male	26.10%	73.90%
Diverse*	23.56%	76.44%



Be informed.



Be curious.



Be heard.



### 16+ & College: "Do we talk enough about consent?"

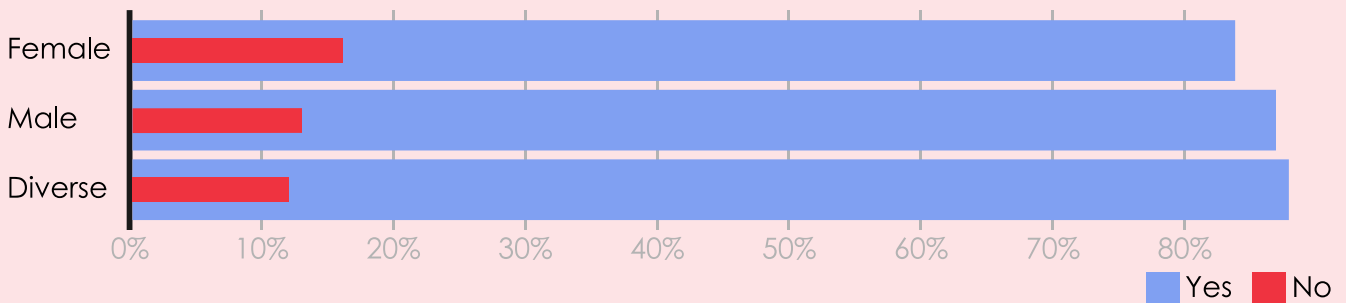
	Yes %	No %
Female	15.51%	84.49%
Male	27.07%	72.93%
Diverse*	29.41%	70.59%

\*Votes collected as "Diverse" include students that identify as gender diverse, as well as students that wish not to disclose or were not able to specify their gender.

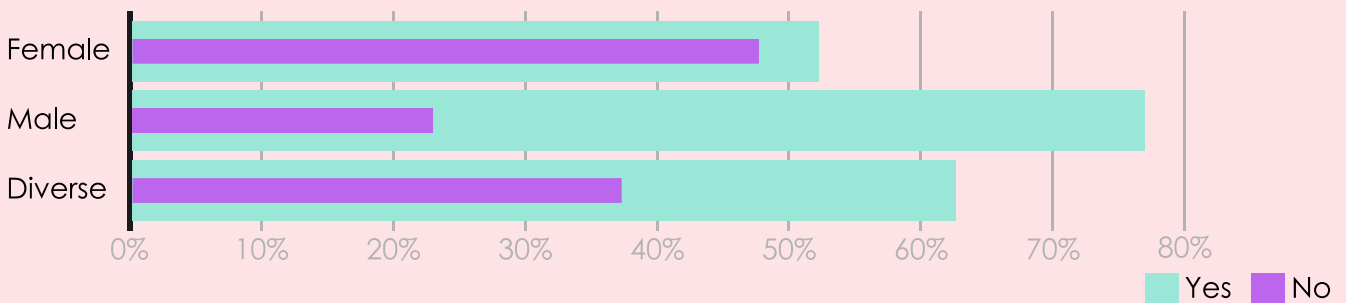
### How does this compare to previous VoteTopics?

04<sup>th</sup> – 11<sup>th</sup> December 2020

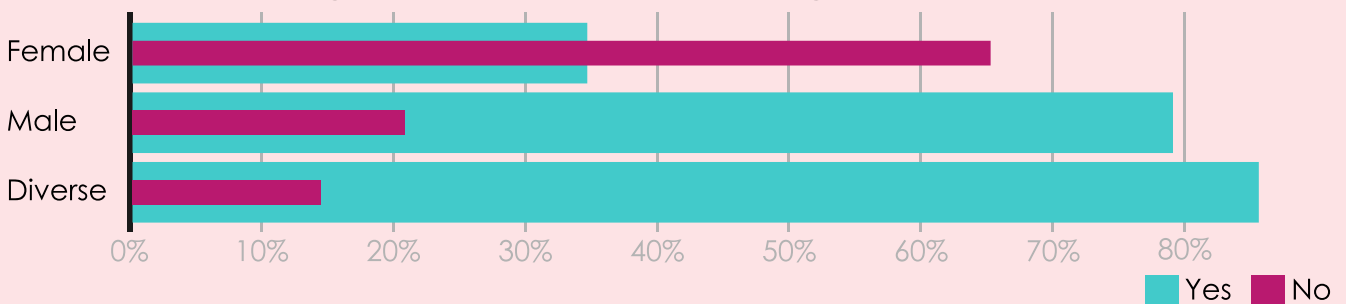
#### Primary: "Do you know how to stay safe outside school?"



#### Secondary: "Do you feel safe outside school?"



#### Secondary 16+ & College: "Do you feel safe outside college?"



Be informed.



Be curious.

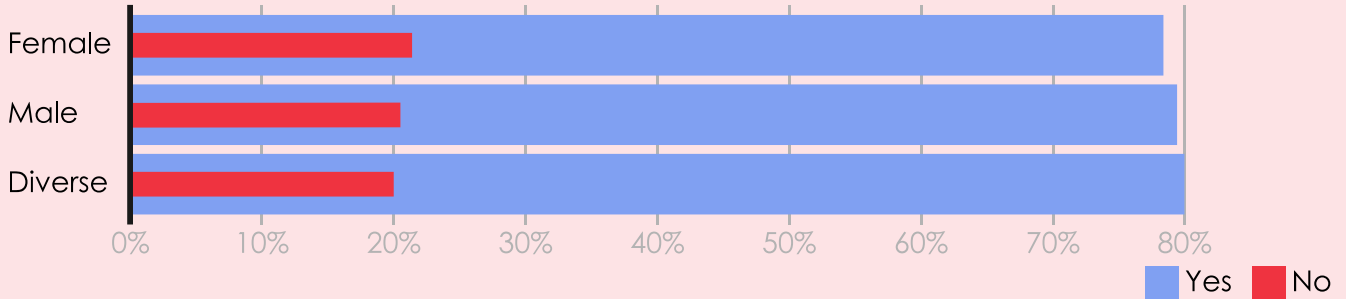


Be heard.

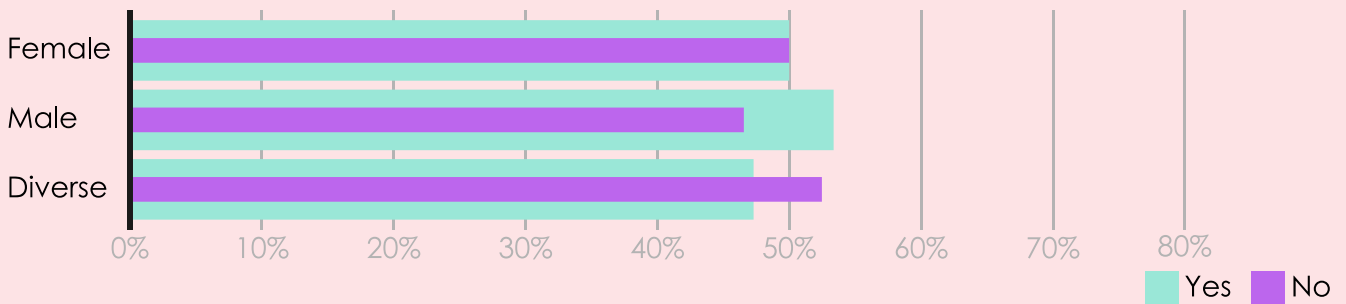


21<sup>st</sup> – 28<sup>th</sup> February 2020

**Primary (Years 4-6): “Do young people know what an unhealthy relationship looks like?”**



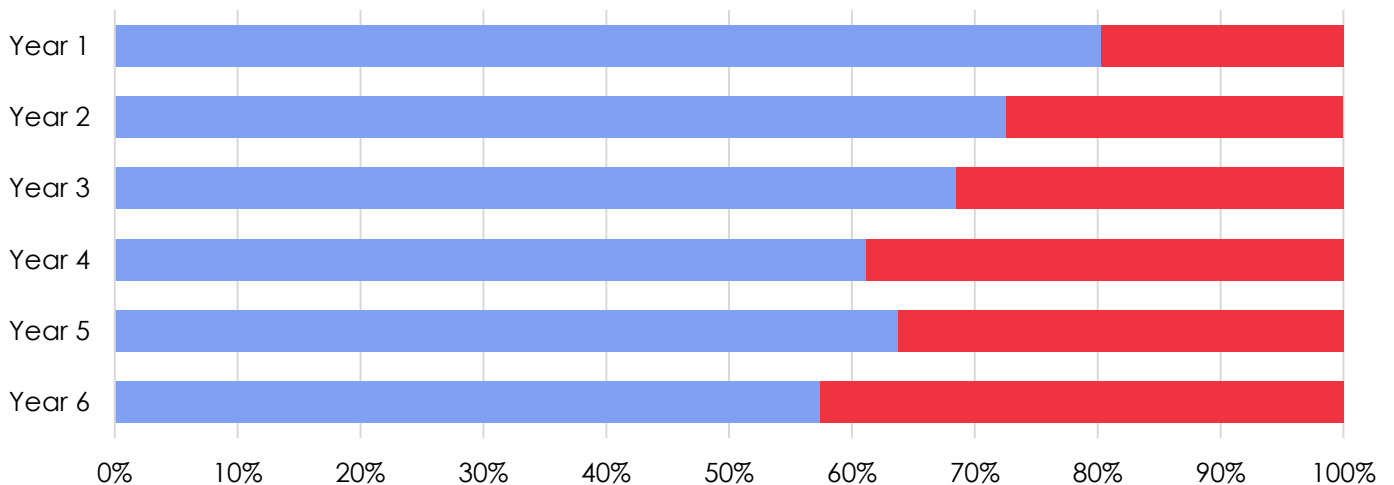
**Secondary: “Do young people know the signs of an abusive relationship?”**



**Age**

Primary: “Do we need to learn more about boundaries?”

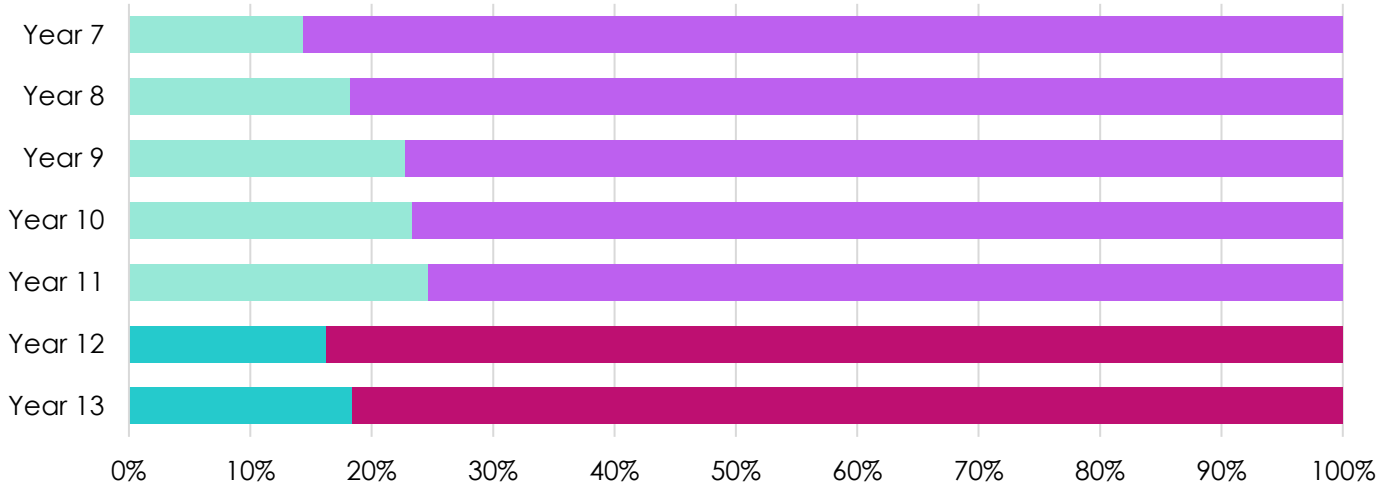
Year Group	Yes	No
Year 1	80.27%	19.73%
Year 2	72.58%	27.42%
Year 3	68.45%	31.55%
Year 4	61.11%	38.89%
Year 5	63.77%	36.23%
Year 6	57.42%	42.58%
Vertical Tutor Group	20.00%	80.00%





### Secondary, 16+ & College: "Do we talk enough about consent?"

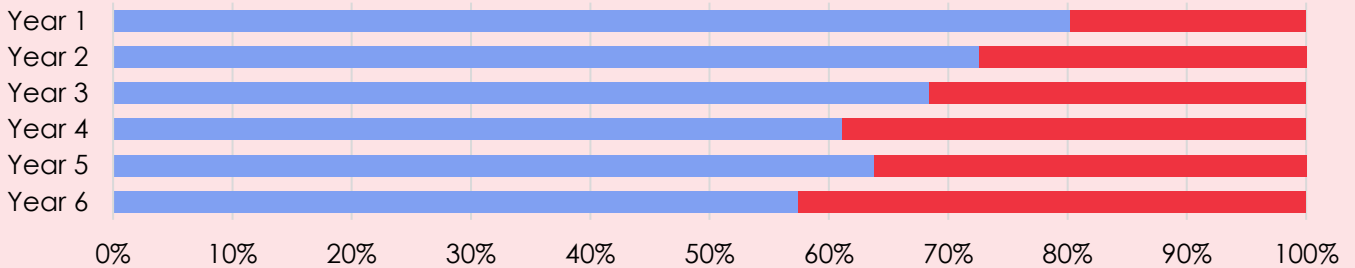
Year Group	Yes	No
Year 7	14.38%	85.63%
Year 8	18.24%	81.76%
Year 9	22.77%	77.23%
Year 10	23.34%	76.66%
Year 11	24.67%	75.33%
Year 12	16.23%	83.77%
Year 13	18.42%	81.58%
Vertical Tutor Group	0.00%	100.00%



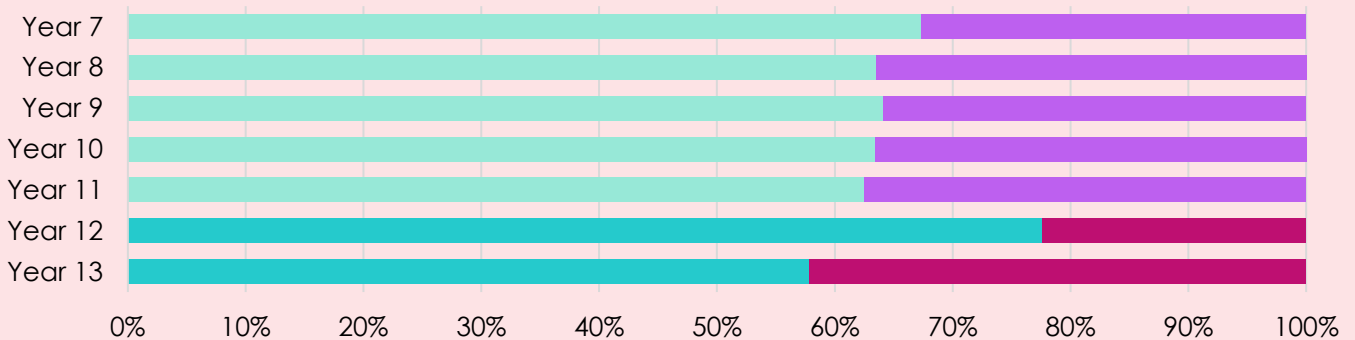
### How does this compare to previous VoteTopics?

04<sup>th</sup> – 11<sup>th</sup> December 2020

#### Primary: "Do you know how to stay safe outside school?"



#### Secondary & College: "Do you feel safe outside school/college?"



Be informed.



Be curious.

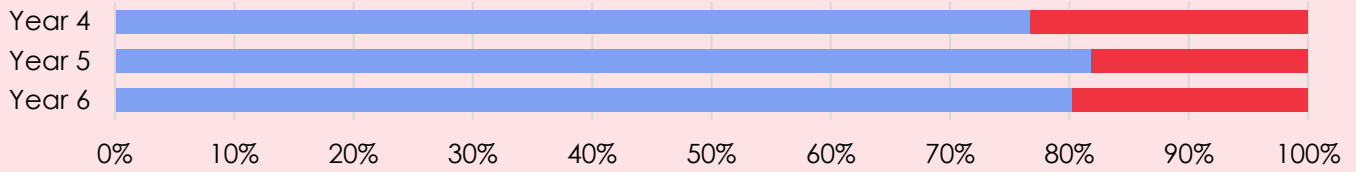


Be heard.

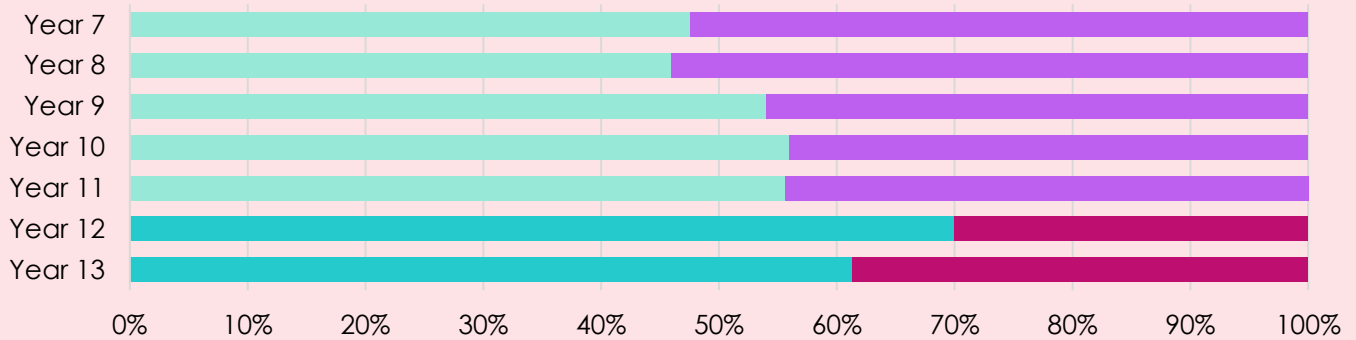


21<sup>st</sup> – 28<sup>th</sup> February 2020

**Primary (Years 4-6): “Do young people know what an unhealthy relationship looks like?”**



**Secondary: “Do young people know the signs of an abusive relationship?”**



**Location**

Primary: “Do we need to learn more about boundaries?”

	Yes	No
North Yorkshire*	100%	0.00%
Suffolk	85.96%	14.04%
Kent	84.69%	15.31%
South Yorkshire	79.52%	20.48%
Cheshire	74.40%	25.60%
West Yorkshire	73.85%	26.15%
London	69.94%	30.06%
West Midlands	69.74%	30.26%
Greater London	68.97%	31.03%
Berkshire	67.11%	32.89%
Leicestershire	66.82%	33.18%
Norfolk	63.09%	36.91%
Merseyside	62.68%	37.32%
Essex	62.40%	37.60%
Staffordshire	61.57%	38.43%
Warwickshire	60.00%	40.00%
Surrey	57.11%	42.89%
Lincolnshire	54.00%	46.00%
Gloucestershire	50.00%	50.00%
Bedfordshire	39.64%	60.36%
Cambridgeshire	36.36%	63.64%
Lancashire	32.95%	67.05%
Rutland	21.57%	78.43%

Secondary, 16+ & College: “Do we talk enough about consent?”

	Yes	No
Warwickshire*	100%	0.00%
East Riding of Yorkshire	57.35%	42.65%
Cheshire	48.57%	51.43%
Norfolk	45.16%	54.84%
Greater Manchester	35.80%	64.20%
Leicestershire	33.09%	66.91%
Essex	32.80%	67.20%
Suffolk	30.00%	70.00%
Nottinghamshire	25.00%	75.00%
East Sussex	24.64%	75.36%
Surrey	21.59%	78.41%
North Yorkshire	21.43%	78.57%
Lancashire	21.28%	78.72%
London	20.83%	79.17%
South Yorkshire	19.83%	80.17%
Northamptonshire	18.81%	81.19%
Isle of Wight	16.86%	83.14%
Wiltshire	16.19%	83.81%
West Midlands	15.63%	84.37%
Berkshire	14.69%	85.31%
Lincolnshire	14.29%	85.71%
Dorset	11.83%	88.17%
Durham	10.53%	89.47%
Bristol	9.49%	90.51%
Hampshire	8.99%	91.01%
Staffordshire	2.22%	97.78%
West Yorkshire	1.16%	98.84%



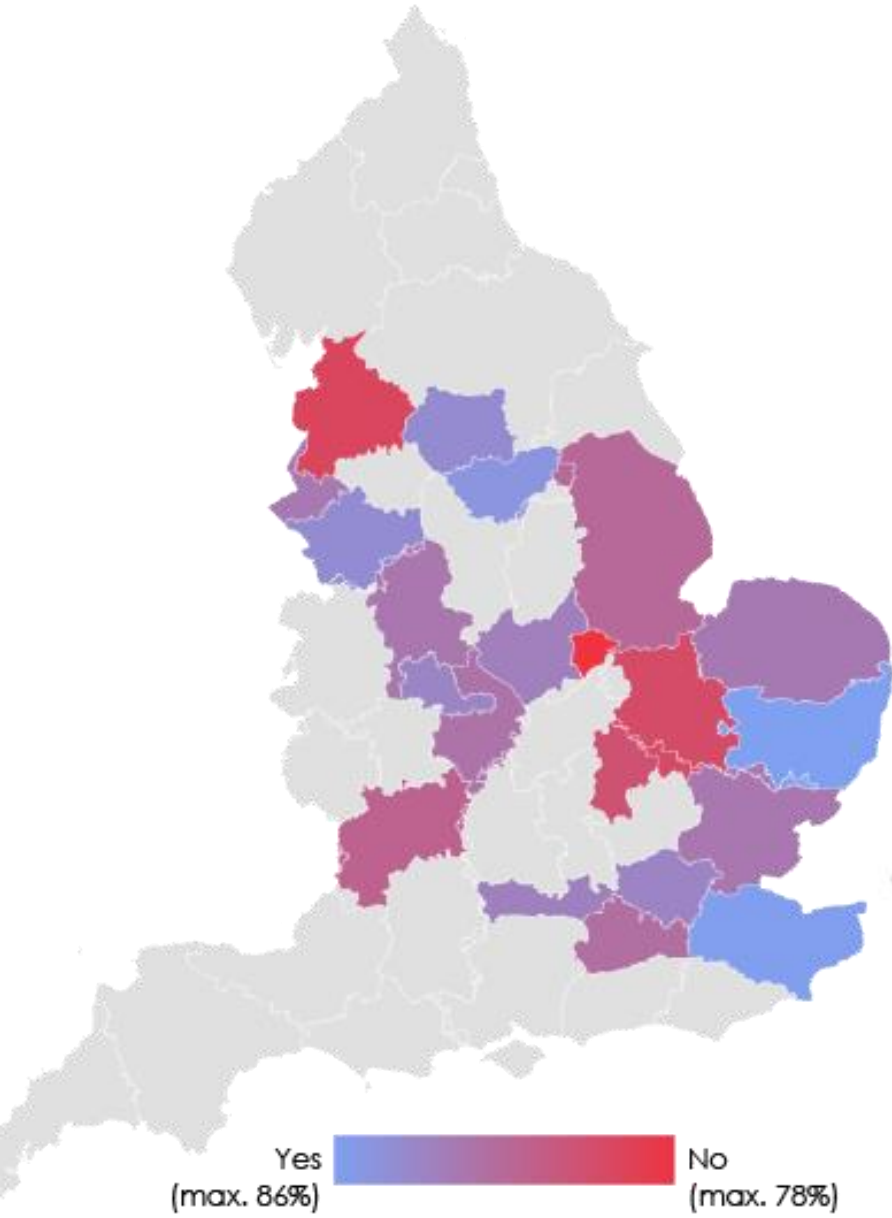
**Be informed.**



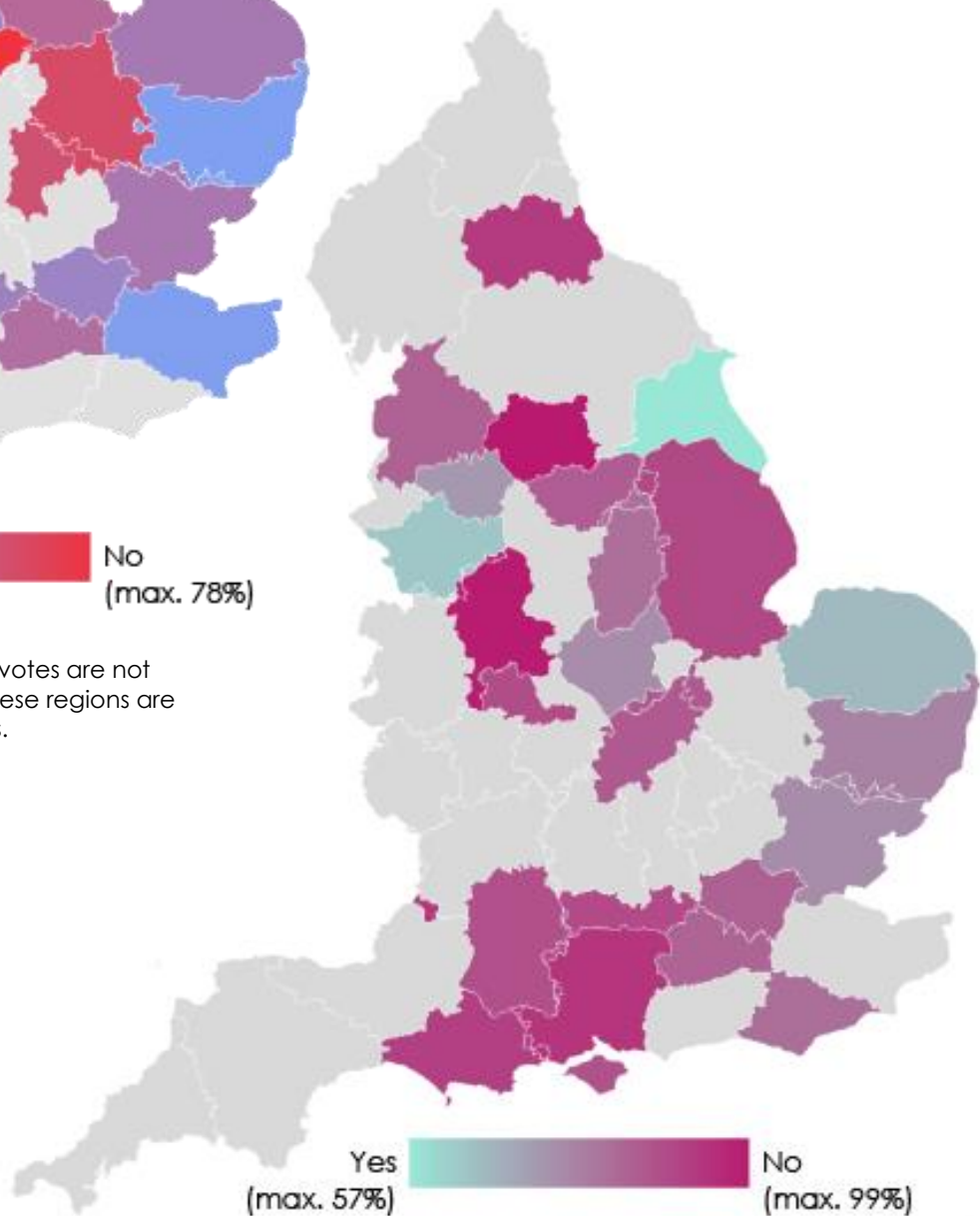
**Be curious.**



**Be heard.**



\*Regions with fewer than 15 votes are not displayed on these maps. These regions are marked with a \* in the tables.



**Be informed.**



**Be curious.**



**Be heard.**

Demtech Ltd T/A: VotesforSchools  
CRN 09940208, registered in England and Wales  
33 Lowndes Street, London, SW1X 9HX  
Office Address: Unit LMLF 2.4, The Leather Market,  
Weston Street, London Bridge, SE1 3ER





### Pupils' Comments: "Do we need to learn more about boundaries?"

"I didn't realise people might have **different boundaries** so I think it is good to keep **talking about this** because you might **upset people otherwise.**"

Primary School, Essex

"If we understand the concept of **boundaries**, we can apply it to **different situations**. If we don't know about **boundaries**, we might **offend people.**"

Primary School, Suffolk

### Students' Comments: "Do we talk enough about consent?"

"We do talk about **consent a lot**, but **how many people** actually **act on it**? If we talk about it a lot, how come **it still happens**?"

Secondary School, Isle of Wight

"**Talking about consent** is an easy way to make sure nobody is being **pressured into something** they don't want to do: but I don't think many people realise that, so **we don't talk about it much.**"

Secondary School, West Midlands

"Consent should be a topic **more frequently discussed** as a surprising amount of **people don't understand what consent is** and when they are pushing someone's consent."

Secondary School, Lancashire

"It shouldn't be a **taboo** subject. If we talk about giving consent more, **more people will be more educated** and therefore **influenced to make the right choice.**"

Secondary School, West Midlands

"If more than **4/5ths of women in the UK have been sexually harassed** it clearly hasn't been talked about enough."

College, Leicestershire



Be informed.



Be curious.



Be heard.