



Do we underestimate the impact of local elections?

30th April – 07th May 2021

Sample of 21,643 voters

If you want more information of the exact split of the sample size across the different categories below, please contact us at lara@votesforschools.com.

Please Note: The sample size featured reflects the number of pupils and students that cast their vote on this topic during the week in which this vote was held. This sample size does therefore not reflect the number of pupils and students who discussed this VoteTopic but did not get a chance to participate in the voting.

VoteTopic Overview:

Question Primary:

“Do we take local elections seriously?”

Question Secondary:

“Do we underestimate the impact of local elections?”

Question Secondary 16+ & College:

“Do we underestimate the impact of local elections?”

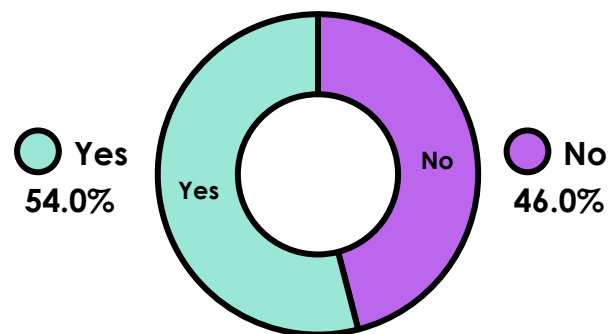
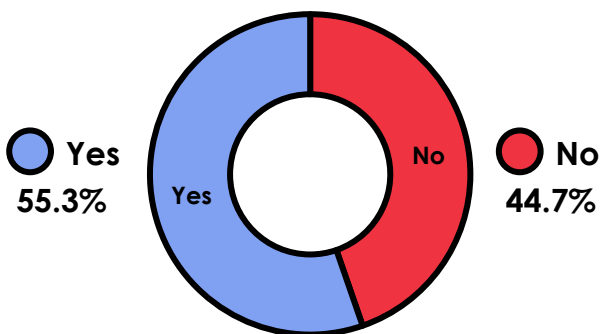
Grand Total

Primary: “Do we take local elections seriously?”

Yes 55.31%
No 44.69%

Secondary: “Do we underestimate the impact of local elections?”

Yes 54.04%
No 45.96%



Be informed.



Be curious.

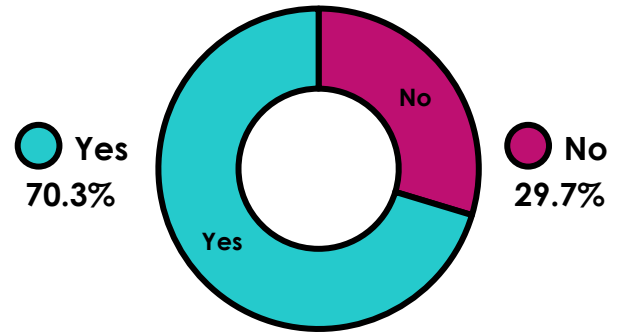


Be heard.



Secondary 16+ & College: "Do we underestimate the impact of local elections?"

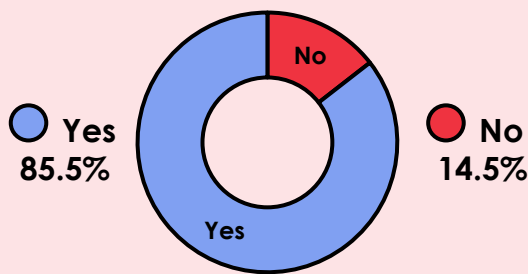
Yes 70.33%
No 29.67%



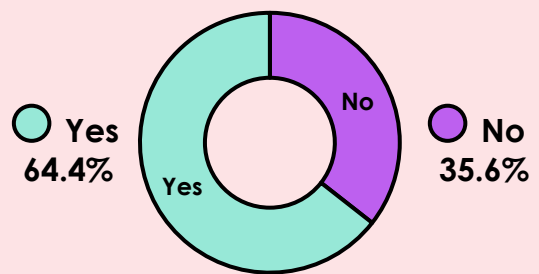
How does this compare to previous VoteTopics?

In 2019, during the week of 01st – 08th Nov 2019, we asked our **Primary and Secondary voters** "Are young people interested in politics?". This were the results in late 2019:

Primary:
"Are young people interested in politics?"

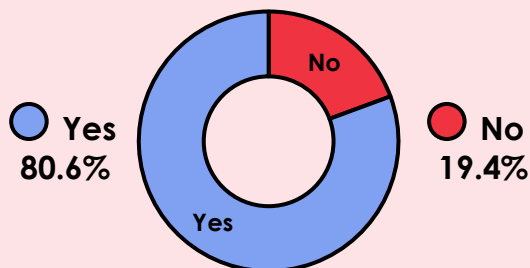


Secondary:
"Are young people interested in politics?"



In 2020, during the week of 20th -27th Mar 2020, we asked **Primary pupils** "Do communities become stronger during a crisis?" and **Secondary students** "Are communities strengthened in a crisis?". This were the results in early 2020:

Primary:
"Do communities become stronger during a crisis?"



Secondary:
"Are communities strengthened in a crisis?"



Be informed.



Be curious.

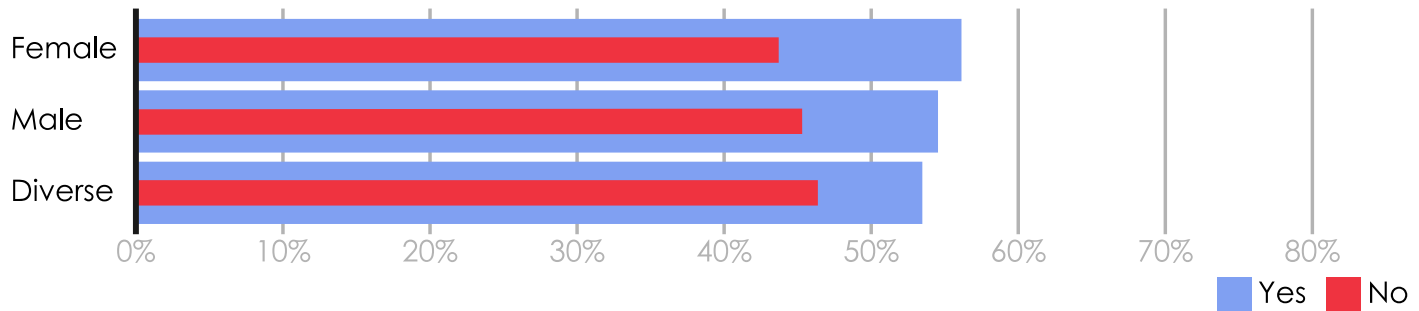


Be heard.

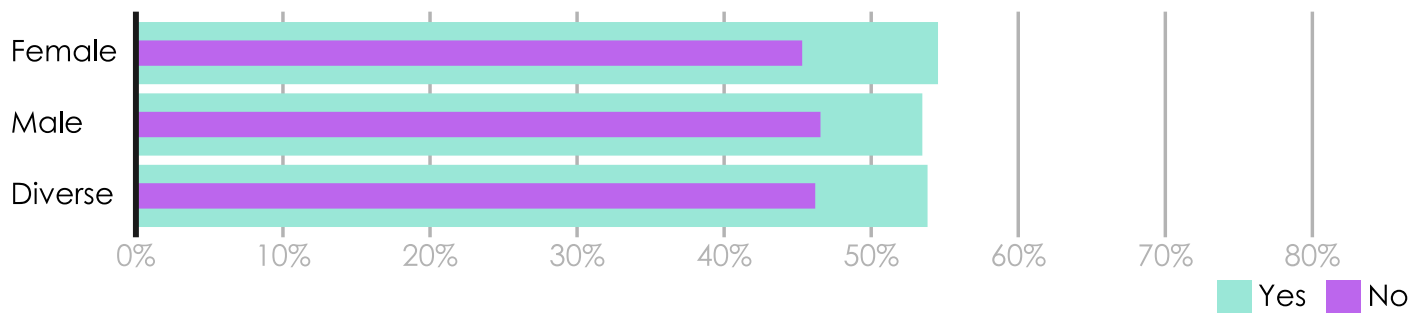


Gender

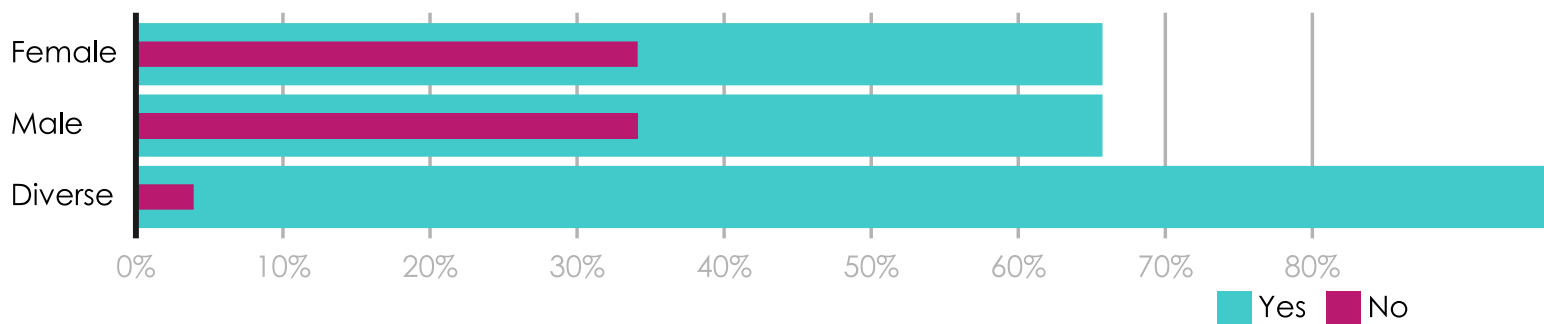
Primary: "Do we take local elections seriously?"



Secondary: "Do we underestimate the impact of local elections?"



Secondary 16+ & College: "Do we underestimate the impact of local elections?"



Primary: "Do we take local elections seriously?"

	Yes	No
Female	56.24%	43.76%
Male	54.59%	45.41%
Diverse*	53.49%	46.51%

Secondary: "Do we underestimate the impact of local elections?"

	Yes	No
Female	54.67%	45.33%
Male	53.46%	46.54%
Diverse*	53.82%	46.18%



Be informed.



Be curious.



Be heard.



16+ & College: "Do we underestimate the impact of local elections?"

	Yes	No
Female	65.82%	34.18%
Male	65.81%	34.19%
Diverse*	95.97%	4.03%

*Votes collected as "Diverse" include students that identify as gender diverse, as well as students that wish not to disclose or were not able to specify their gender.

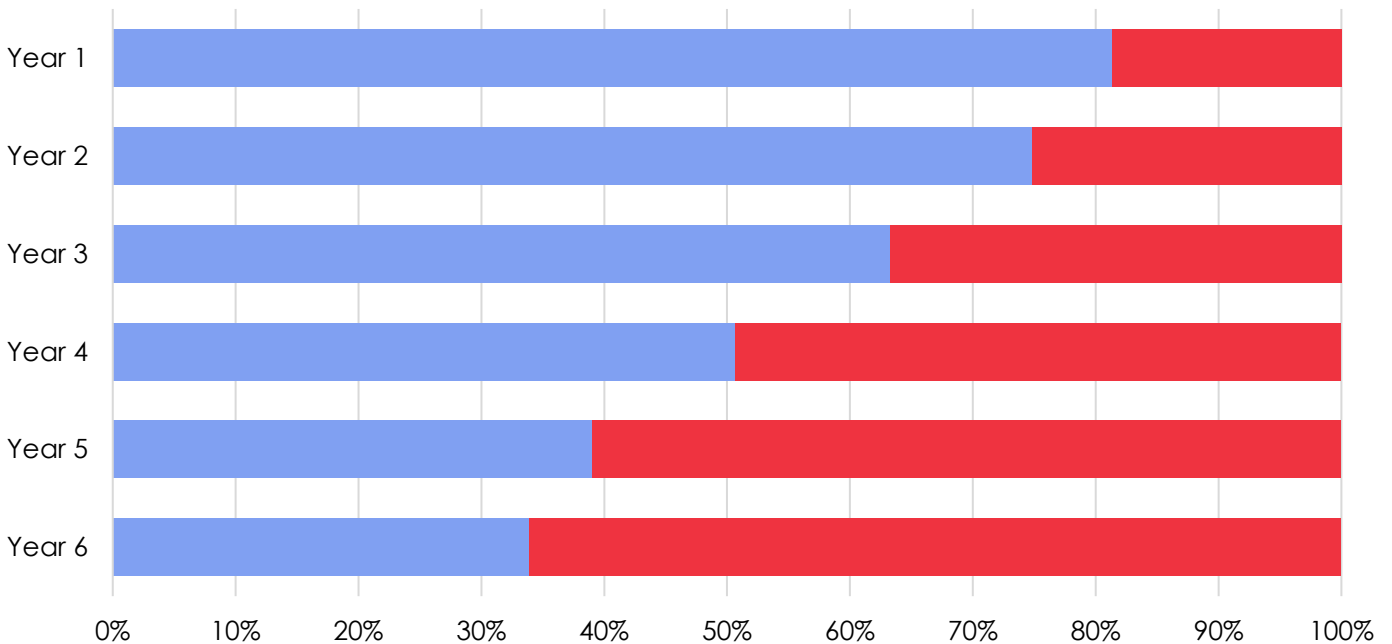
The following chart looks at the above **YES VOTES** and reflects how the results between the gender groups compares to the overall results of Primary, Secondary and 16+ & Colleges:

	Primary	Secondary	16+ & College
Female	↑ +0.93%	↑ +0.63%	↓ -4.51%
Male	↓ -0.72%	↓ -0.58%	↓ -4.52%
Diverse*	↓ -1.82%	↓ -0.22%	↑ +25.64%

Age

Primary: "Do we take local elections seriously?"

Year Group	Yes	No
Year 1	81.30%	18.70%
Year 2	74.83%	25.17%
Year 3	63.23%	36.77%
Year 4	50.69%	49.31%
Year 5	39.04%	60.96%
Year 6	33.92%	66.08%
Vertical Tutor Group	47.06%	52.94%



Be informed.



Be curious.

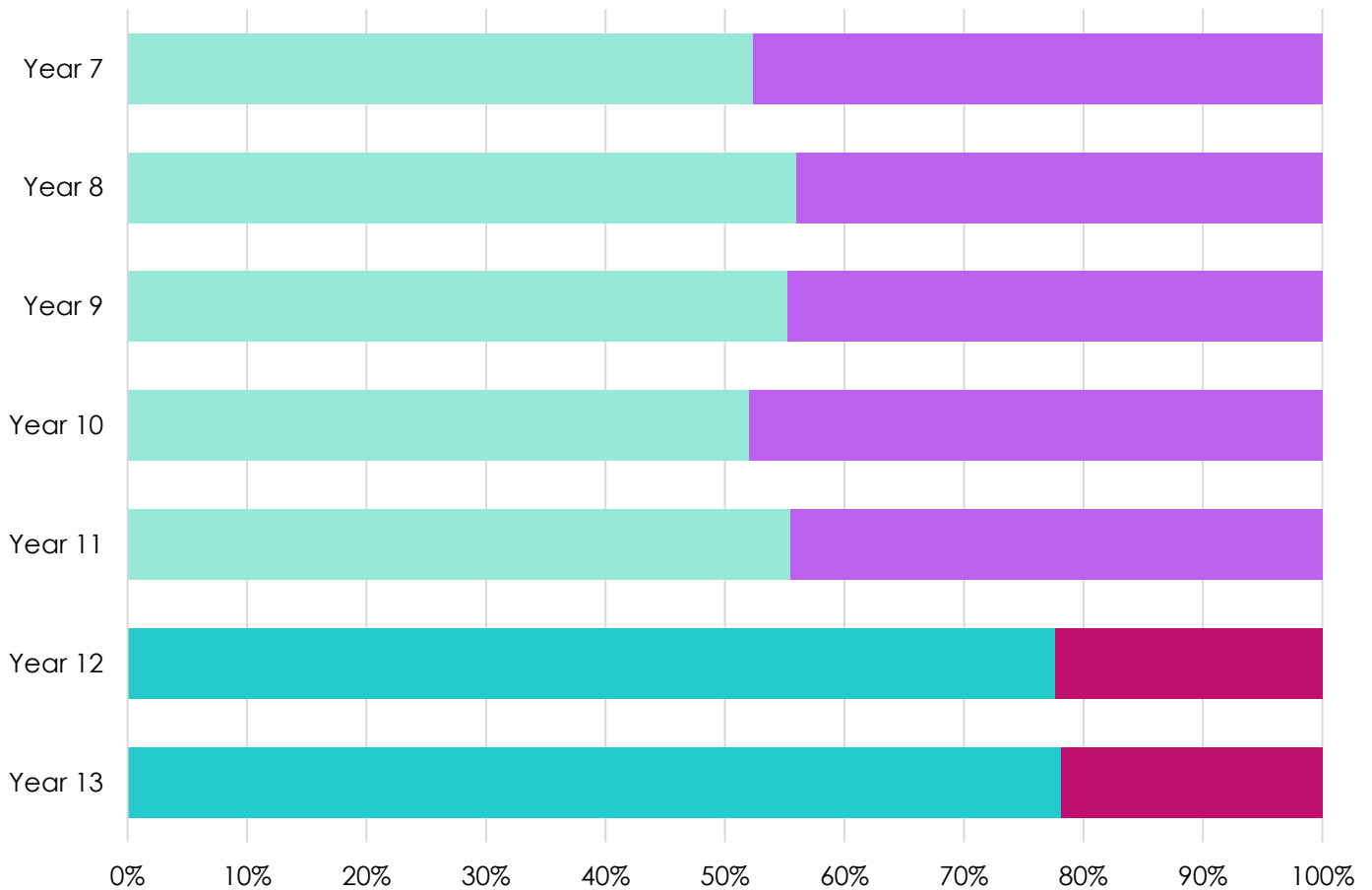


Be heard.



Secondary, 16+ & College:
"Do we underestimate the impact of local elections?"

Year Group	Yes	No
Year 7	52.33%	47.67%
Year 8	55.94%	44.06%
Year 9	55.24%	44.76%
Year 10	52.03%	47.97%
Year 11	55.45%	44.55%
Year 12	77.64%	22.36%
Year 13	78.11%	21.89%
Vertical Tutor Group	72.73%	27.27%



Be informed.



Be curious.



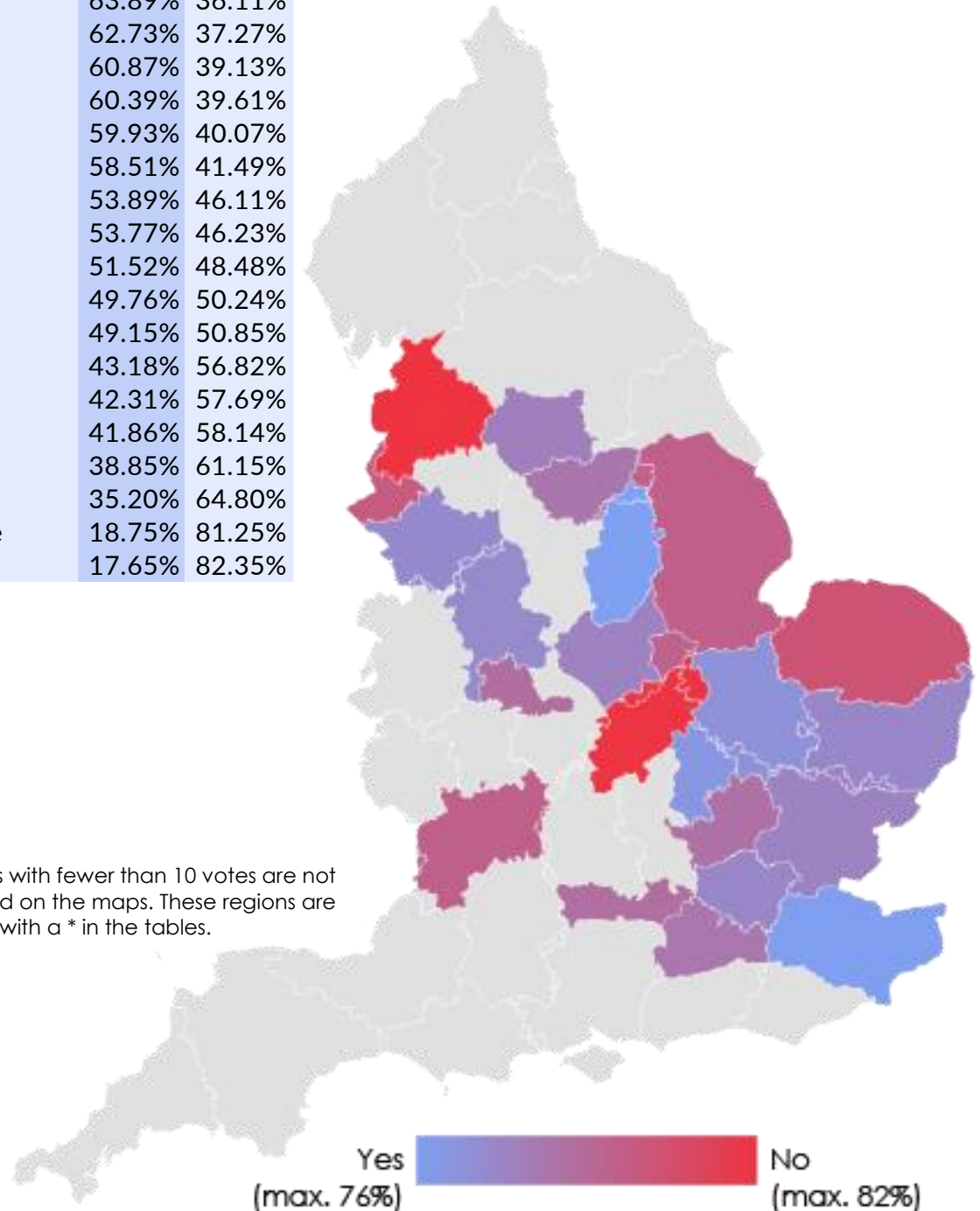
Be heard.



Location

Primary:
"Do we take local elections seriously?"

	Yes	No
Nottinghamshire	76.00%	24.00%
Kent	75.47%	24.53%
Bedfordshire	71.05%	28.95%
Greater London	68.95%	31.05%
Cambridgeshire	67.86%	32.14%
Staffordshire	63.96%	36.04%
Cheshire	63.89%	36.11%
Suffolk	62.73%	37.27%
London	60.87%	39.13%
Essex	60.39%	39.61%
Leicestershire	59.93%	40.07%
West Yorkshire	58.51%	41.49%
Surrey	53.89%	46.11%
South Yorkshire	53.77%	46.23%
Hertfordshire	51.52%	48.48%
Berkshire	49.76%	50.24%
West Midlands	49.15%	50.85%
Rutland	43.18%	56.82%
Gloucestershire	42.31%	57.69%
Lincolnshire	41.86%	58.14%
Merseyside	38.85%	61.15%
Norfolk	35.20%	64.80%
Northamptonshire	18.75%	81.25%
Lancashire	17.65%	82.35%



Be informed.



Be curious.



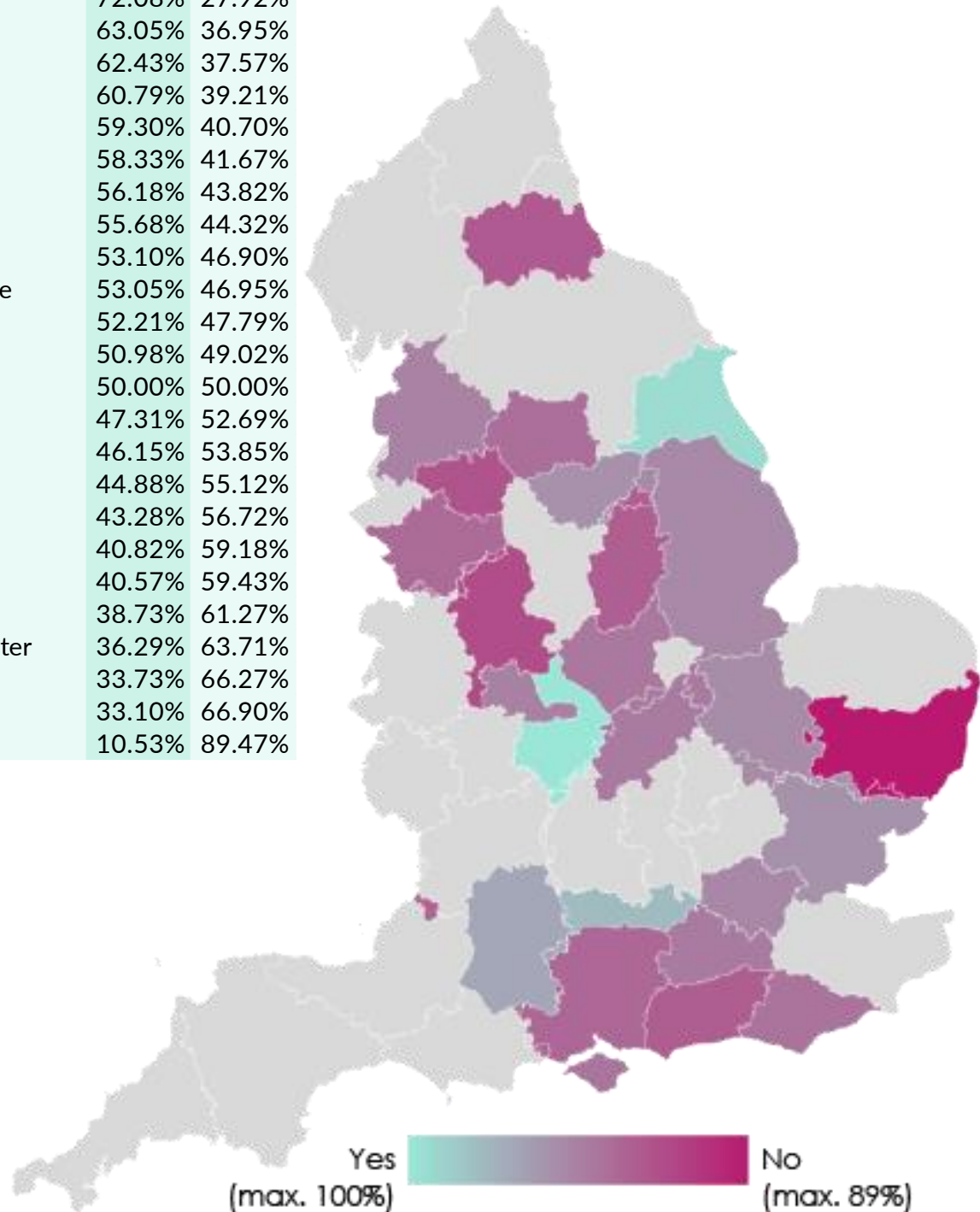
Be heard.



Secondary, 16+ & College:

“Do we underestimate the impact of local elections?”

	Yes	No
Dorset*	100%	0.00%
Hertfordshire*	100%	0.00%
Warwickshire	100%	0.00%
East Riding of Yorkshire	95.24%	4.76%
Berkshire	81.42%	18.58%
Wiltshire	72.08%	27.92%
Essex	63.05%	36.95%
South Yorkshire	62.43%	37.57%
Cambridgeshire	60.79%	39.21%
Lincolnshire	59.30%	40.70%
London	58.33%	41.67%
Lancashire	56.18%	43.82%
West Midlands	55.68%	44.32%
Surrey	53.10%	46.90%
Northamptonshire	53.05%	46.95%
Leicestershire	52.21%	47.79%
Isle of Wight	50.98%	49.02%
East Sussex	50.00%	50.00%
West Yorkshire	47.31%	52.69%
Cheshire	46.15%	53.85%
Hampshire	44.88%	55.12%
Bristol	43.28%	56.72%
Nottinghamshire	40.82%	59.18%
West Sussex	40.57%	59.43%
Durham	38.73%	61.27%
Greater Manchester	36.29%	63.71%
North Yorkshire	33.73%	66.27%
Staffordshire	33.10%	66.90%
Suffolk	10.53%	89.47%



Be informed.



Be curious.



Be heard.



Pupils' Comments: "Do we take local elections seriously?"

"We **need the right local council** to take charge because there are lots of options and we **need the right one for us.**"

Primary School, Lincolnshire

"I think they don't because when we were learning about it, it said that **only 30% actually voted and 70% didn't.**"

Primary School, Hertfordshire

Students' Comments: "Do we underestimate the impact of local elections?"

"I think most people are **focused on the main Government like the Prime Minister** etc. and forget to think more about our local mayors which in my opinion, isn't very great."

Secondary School, West Midlands

"Yes, because to us everyday people **it's an occasional thing** which seems normal. But to the people in the elections, **it could mean the world** to them."

Secondary School, West Midlands

"Honestly, no, because the councils across England (as well as the other systems in Scotland and Wales) **basically run the country.**"

Secondary School, West Midlands

"**Local councils do lots** to make our town much nicer to live in. They **should be recognised more!**"

Secondary School, South Yorkshire



Be informed.



Be curious.



Be heard.